



US00D714811S

(12) **United States Design Patent**
Kim et al.

(10) **Patent No.:** **US D714,811 S**

(45) **Date of Patent:** **** Oct. 7, 2014**

(54) **TV RECEIVER WITH A GRAPHICAL USER INTERFACE**

(71) Applicant: **Samsung Electronics Co., Ltd.**,
Suwon-Si (KR)

(72) Inventors: **Min Hyung Kim**, Seoul (KR); **Joosun Moon**, Seoul (KR); **PillKyoung Moon**, Anyang-si (KR)

(73) Assignee: **Samsung Electronics Co., Ltd.**,
Gyeonggi-do (KR)

(**) Term: **14 Years**

(21) Appl. No.: **29/445,934**

(22) Filed: **Feb. 19, 2013**

(30) **Foreign Application Priority Data**

Aug. 27, 2012 (KR) 30-2012-0040971

(51) **LOC (10) Cl.** **14-04**

(52) **U.S. Cl.**
USPC **D14/485**

(58) **Field of Classification Search**
USPC D14/485-495; 715/728, 717, 835, 812,
715/810, 798, 738, 764
See application file for complete search history.

(56) **References Cited**

U.S. PATENT DOCUMENTS

6,661,438	B1	*	12/2003	Shiraishi et al.	715/835
D562,344	S	*	2/2008	Anderson et al.	D14/488
D644,661	S	*	9/2011	Gardner et al.	D14/495
D648,346	S	*	11/2011	Anzures	D14/486
D650,793	S	*	12/2011	Impas et al.	D14/489
D665,421	S	*	8/2012	Morrow et al.	D14/492
D669,499	S	*	10/2012	Gardner et al.	D14/495
D682,872	S	*	5/2013	Frijlink	D14/487
D682,881	S	*	5/2013	Davydov et al.	D14/492
D687,452	S	*	8/2013	Anzures et al.	D14/486

D687,462	S	*	8/2013	Anzures	D14/492
D690,733	S	*	10/2013	Yang et al.	D14/489
D698,363	S	*	1/2014	Asai	D14/488
D703,231	S	*	4/2014	Anzures et al.	D14/492
D703,234	S	*	4/2014	Lim et al.	D14/492
D703,695	S	*	4/2014	Anzures et al.	D14/492
D703,696	S	*	4/2014	Anzures et al.	D14/492
D704,217	S	*	5/2014	Jin et al.	D14/492
D704,218	S	*	5/2014	Ahn et al.	D14/492
D704,219	S	*	5/2014	Ahn et al.	D14/492
D704,220	S	*	5/2014	Lim et al.	D14/492

(Continued)

Primary Examiner — Kevin Rudzinski

(74) *Attorney, Agent, or Firm* — Harness, Dickey & Pierce, P.L.C.

(57) **CLAIM**

We claim the ornamental design for a TV receiver with a graphical user interface, as shown and described.

DESCRIPTION

The patent or application file contains at least one drawing executed in color. Copies of this patent or patent application publication with color drawing(s) will be provided by the Office upon request and payment of the necessary fee.

FIG. 1 is a front-side view of a TV receiver with a graphical user interface showing our new design;

FIG. 2 is another front-side view of a TV receiver with a graphical user interface showing our new design;


FIG. 3 is another front-side view of a TV receiver with a graphical user interface showing our new design;

FIG. 4 is another front-side view of a TV receiver with a graphical user interface showing our new design; and,

FIG. 5 is another front-side view of a TV receiver with a graphical user interface showing our new design.

The appearance of the transitional image sequentially transitions between the images shown in FIGS. 1-5. The process or period in which one image transitions to another image forms no part of the claimed design.

1 Claim, 3 Drawing Sheets
(3 of 3 Drawing Sheet(s) Filed in Color)



US D714,811 S

Page 2

(56)

References Cited

2013/0219277 A1* 8/2013 Wang et al. 715/728
2014/0006167 A1* 1/2014 Korn 705/14.64

U.S. PATENT DOCUMENTS

D704,221 S * 5/2014 Ma et al. D14/492 * cited by examiner

FIG. 1

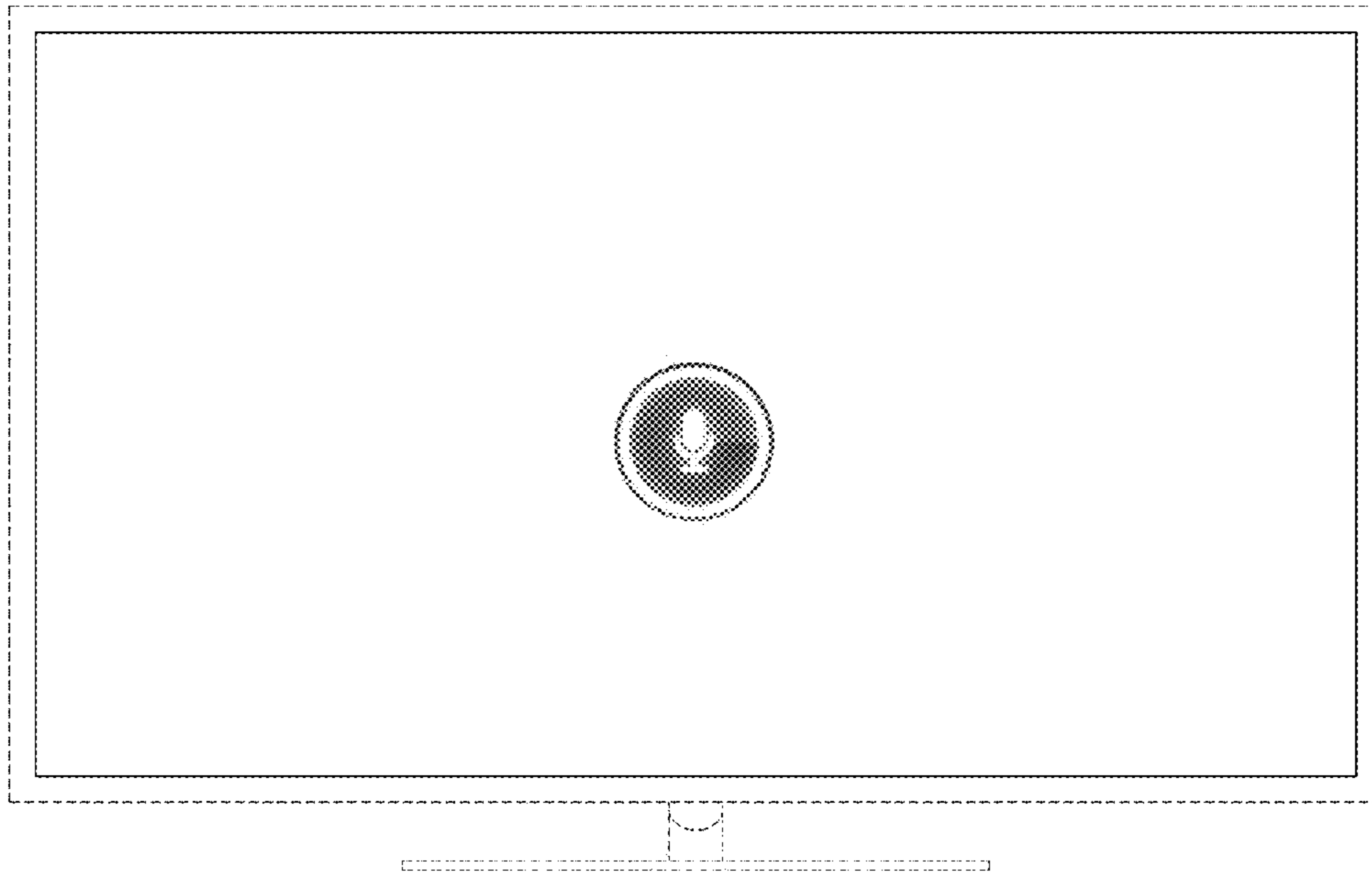


FIG. 2




FIG. 3




FIG. 4




FIG. 5

