



US00D714803S

(12) **United States Design Patent**
Fujioka

(10) **Patent No.:** **US D714,803 S**

(45) **Date of Patent:** **** Oct. 7, 2014**

(54) **TABLET STAND**

(71) Applicant: **Robb Fujioka**, Manhattan Beach, CA
(US)

(72) Inventor: **Robb Fujioka**, Manhattan Beach, CA
(US)

(**) Term: **14 Years**

(21) Appl. No.: **29/486,058**

(22) Filed: **Mar. 26, 2014**

(51) **LOC (10) Cl.** **08-03**

(52) **U.S. Cl.**
USPC **D14/447**

(58) **Field of Classification Search**
CPC G09F 2003/0266; G09F 2001/085;
G09F 5/00; G09F 1/10; G09F 1/08; A47B
2097/005; A47B 2097/006; A47B 21/04;
A47B 23/00; A47B 23/043; A47B 2021/0314;
A47B 2021/0307; A47B 2023/005; A47B
2023/049; F16M 13/00; F16M 2200/00;
H04B 1/3888; H04M 1/04; H04M 1/185;
A45C 13/002

USPC D14/447, 432, 433, 434, 439, 440, 451,
D14/452, 457, 459, 460, 461, 251, 253, 448,
D14/449, 450; D9/433, 455, 457; D20/10,
D20/25; D6/672, 674, 674.1, 678, 682,
D6/682.3; 40/124.05, 124.06, 124.07,
40/124.08, 124.09, 124.14, 124.16, 539;
248/917-924, 445, 447.1, 451, 456,
248/459, 460, 150, 152, 174, 188.6, 176.1;
361/679.02, 679.09, 679.21, 679.26,
361/679.3, 679.27, 679.55, 679.56

See application file for complete search history.

(56) **References Cited**

U.S. PATENT DOCUMENTS

D123,125	S	*	10/1940	Holstein	D9/415
5,010,669	A	*	4/1991	Moran	40/539
5,564,208	A	*	10/1996	Bergman	40/539
5,611,161	A	*	3/1997	Murphy	40/124.08
D384,278	S	*	9/1997	Bosworth	D9/433
7,861,995	B2	*	1/2011	Liou	248/454
D639,814	S	*	6/2011	Farris-Gilbert et al.	D14/447
D667,831	S	*	9/2012	Stravitz	D14/447
D669,085	S	*	10/2012	Coberly	D14/447
D670,296	S	*	11/2012	Seehoff	D14/447
D674,396	S	*	1/2013	Yang et al.	D14/447
D697,069	S	*	1/2014	Tak et al.	D14/447
2012/0181410	A1	*	7/2012	Ku et al.	248/453

* cited by examiner

Primary Examiner — Angela J Lee

(74) *Attorney, Agent, or Firm* — Steptoe & Johnson LLP

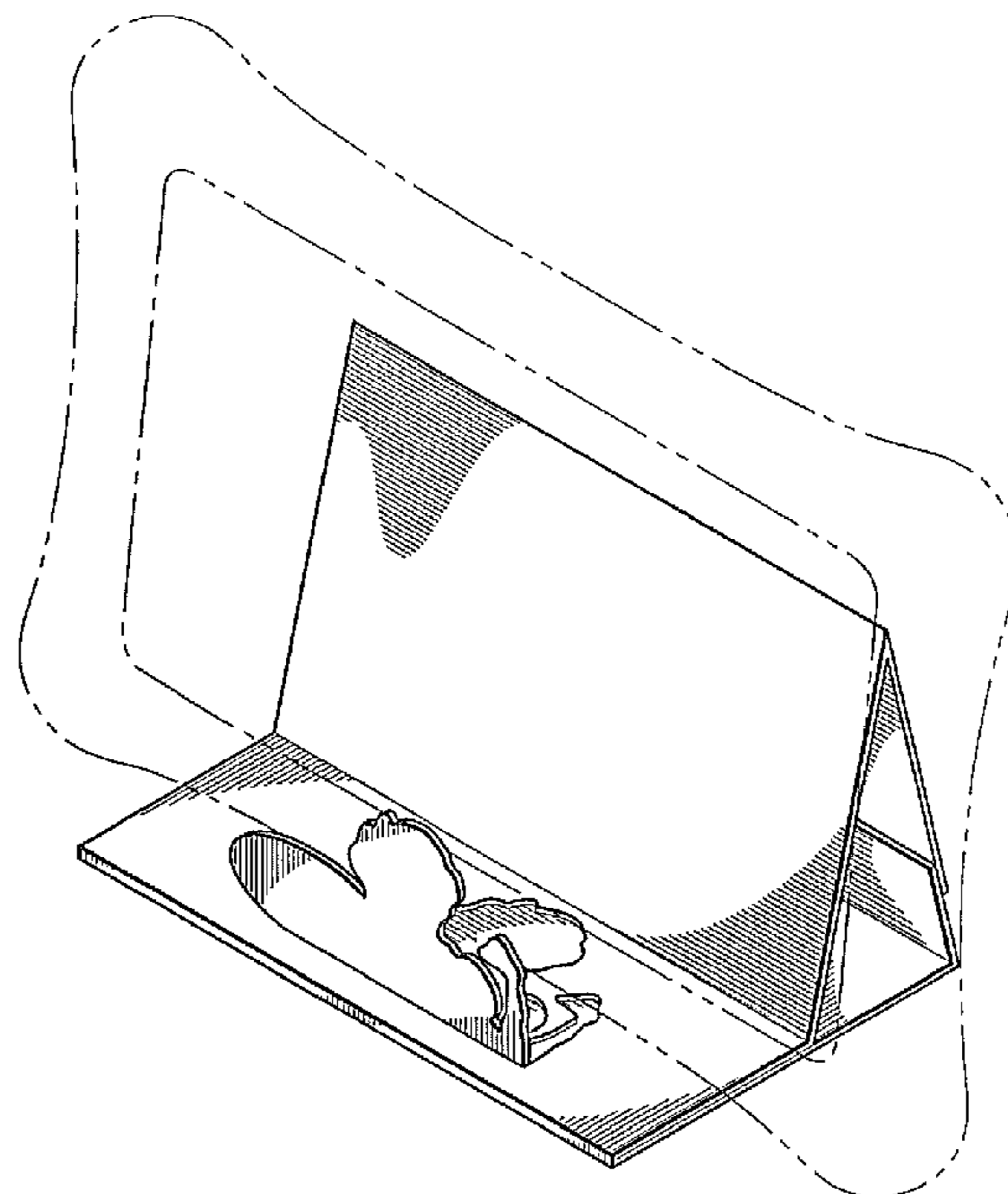
(57) **CLAIM**

The ornamental design for a tablet stand, as shown and described.

DESCRIPTION

FIG. 1 is a top, front, ride side, perspective view of my design;
FIG. 2 is front elevation view;
FIG. 3 is a rear elevation view;
FIG. 4 is a left side elevation view;
FIG. 5 is a right side elevation view;
FIG. 6 is a top plan view;
FIG. 7 is a bottom plan view; and,
FIG. 8 is a view of the tablet stand in a flat, unfolded position.
The broken lines shown in the drawings represent a tablet that forms no part of the claimed design.

1 Claim, 3 Drawing Sheets



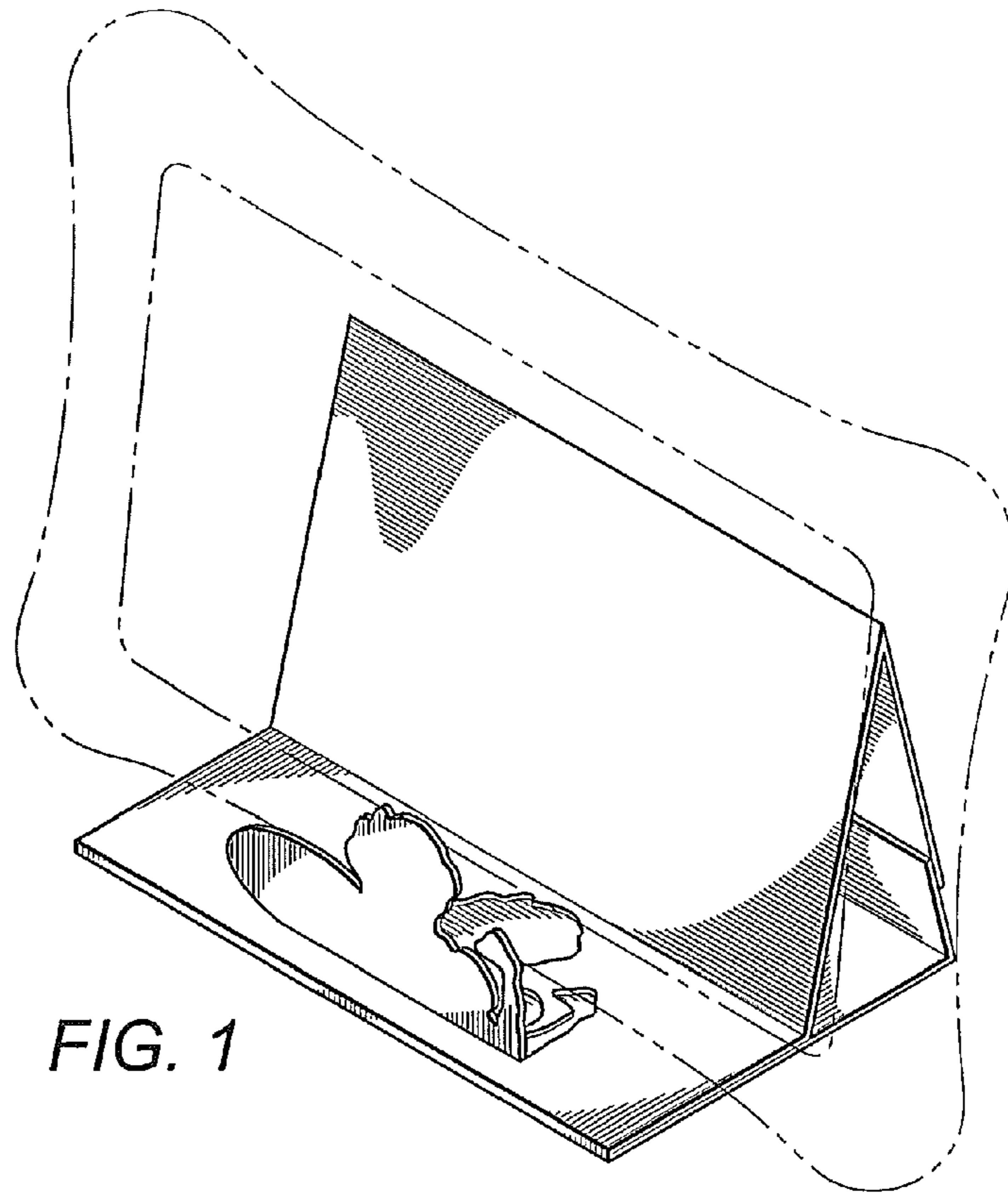


FIG. 1

FIG. 2

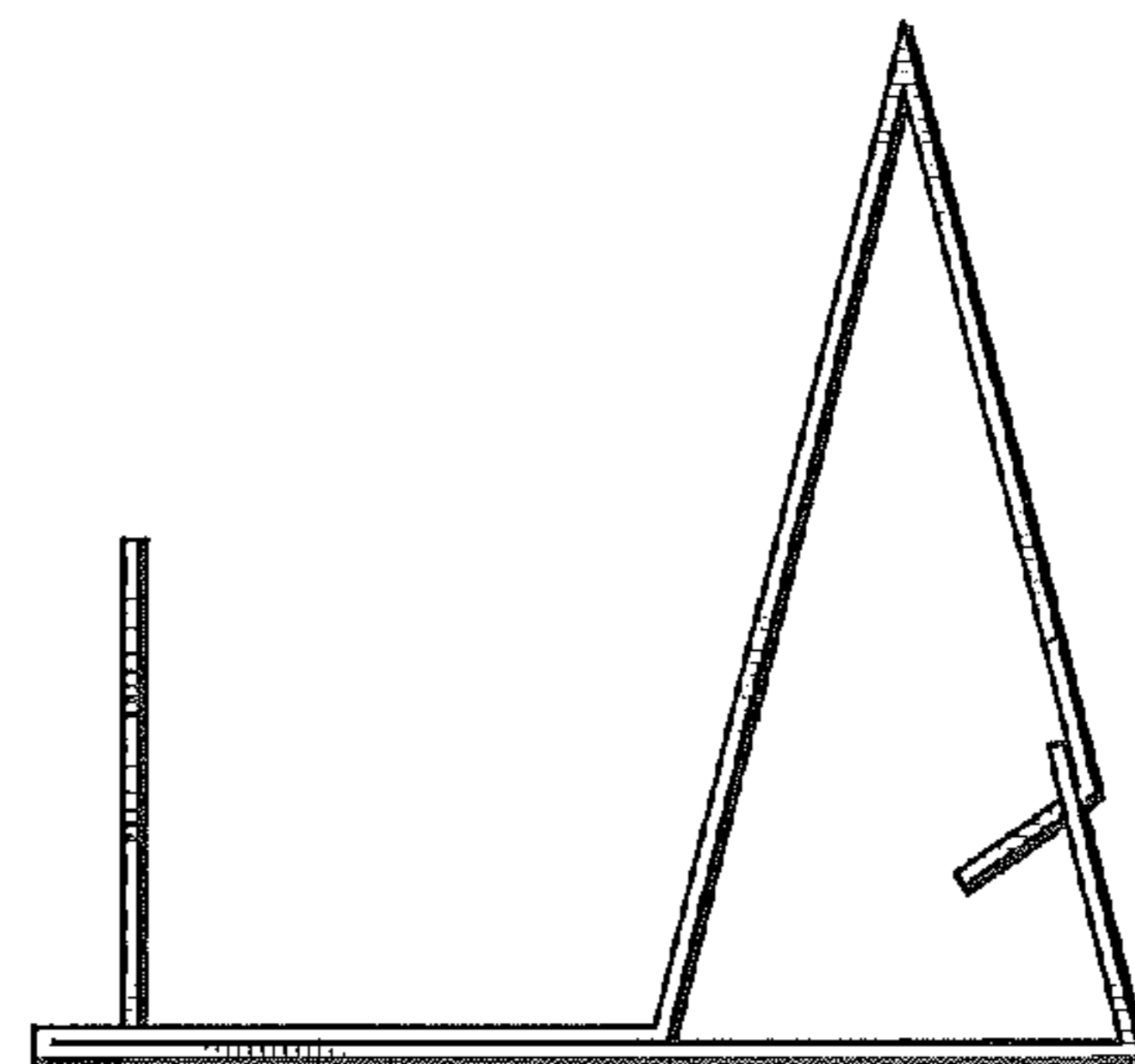
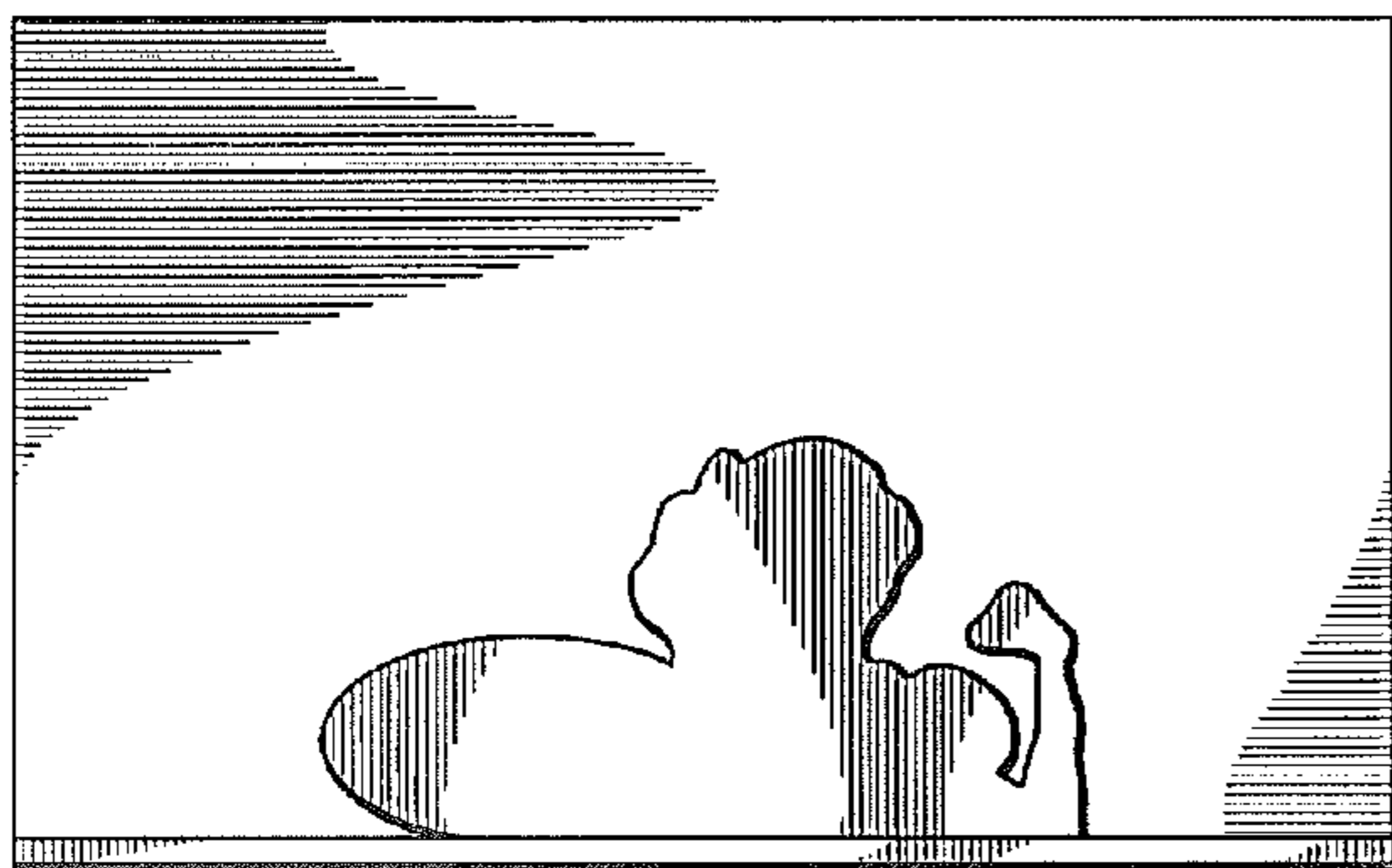


FIG. 5

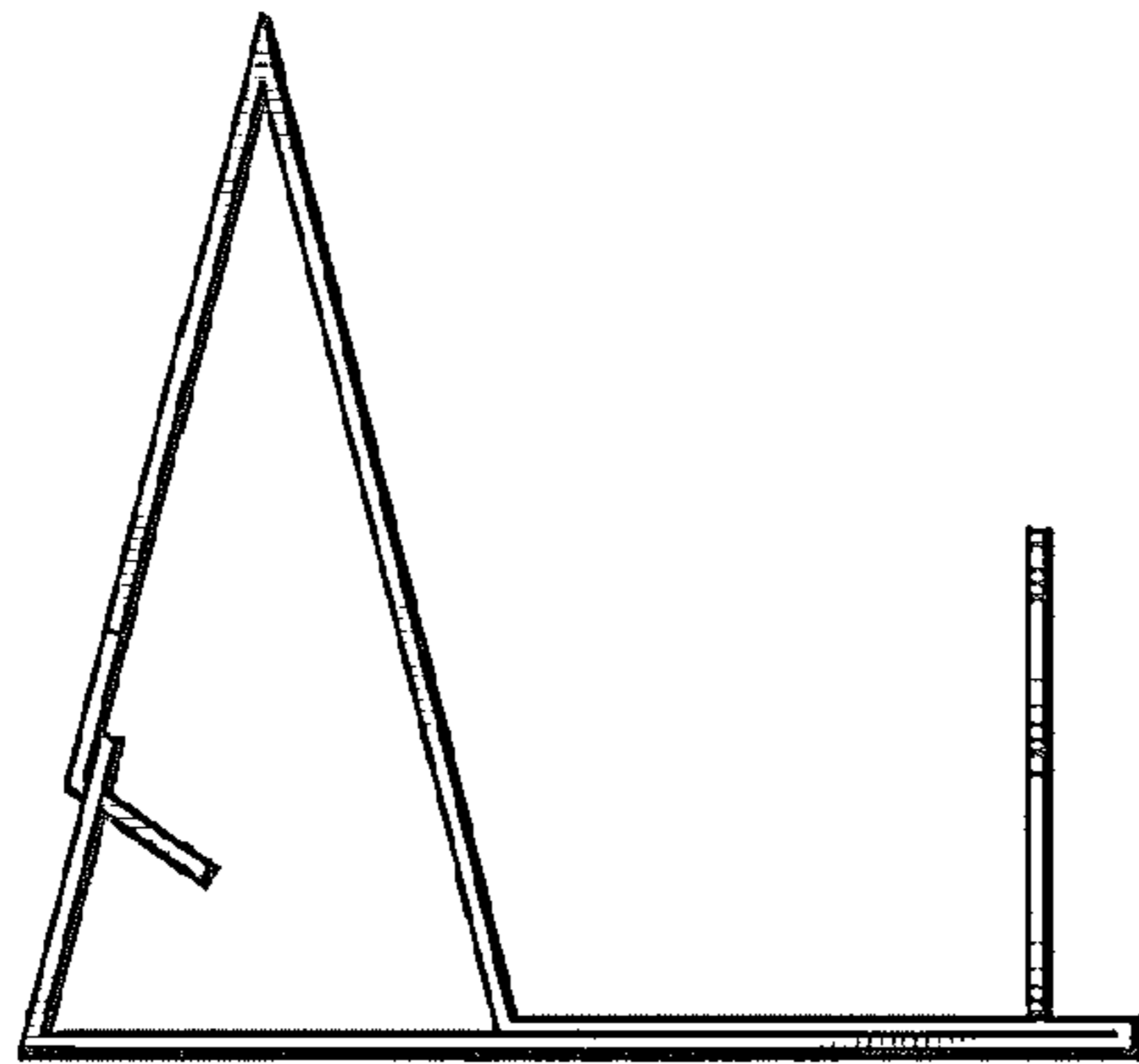


FIG. 4



FIG. 3

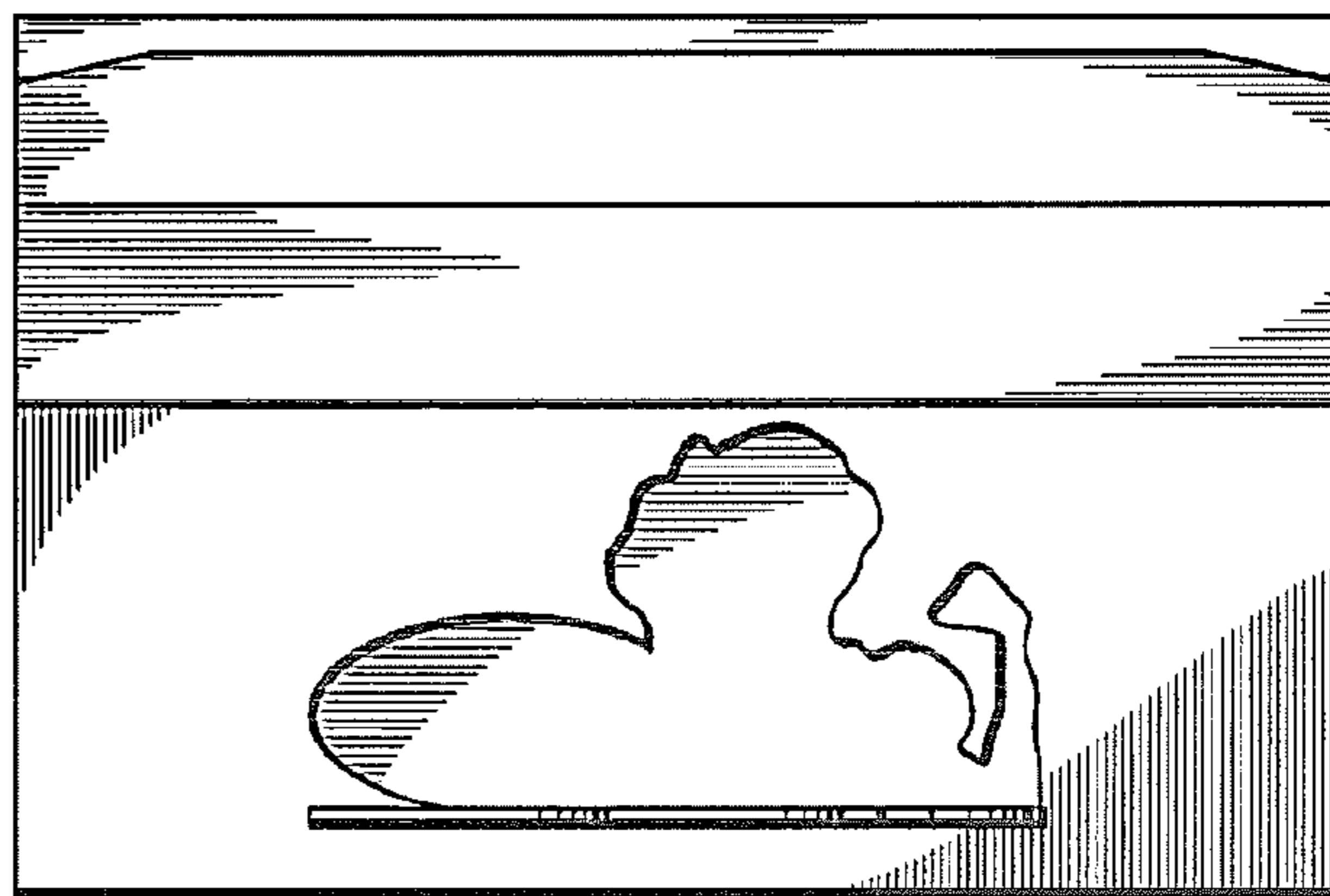
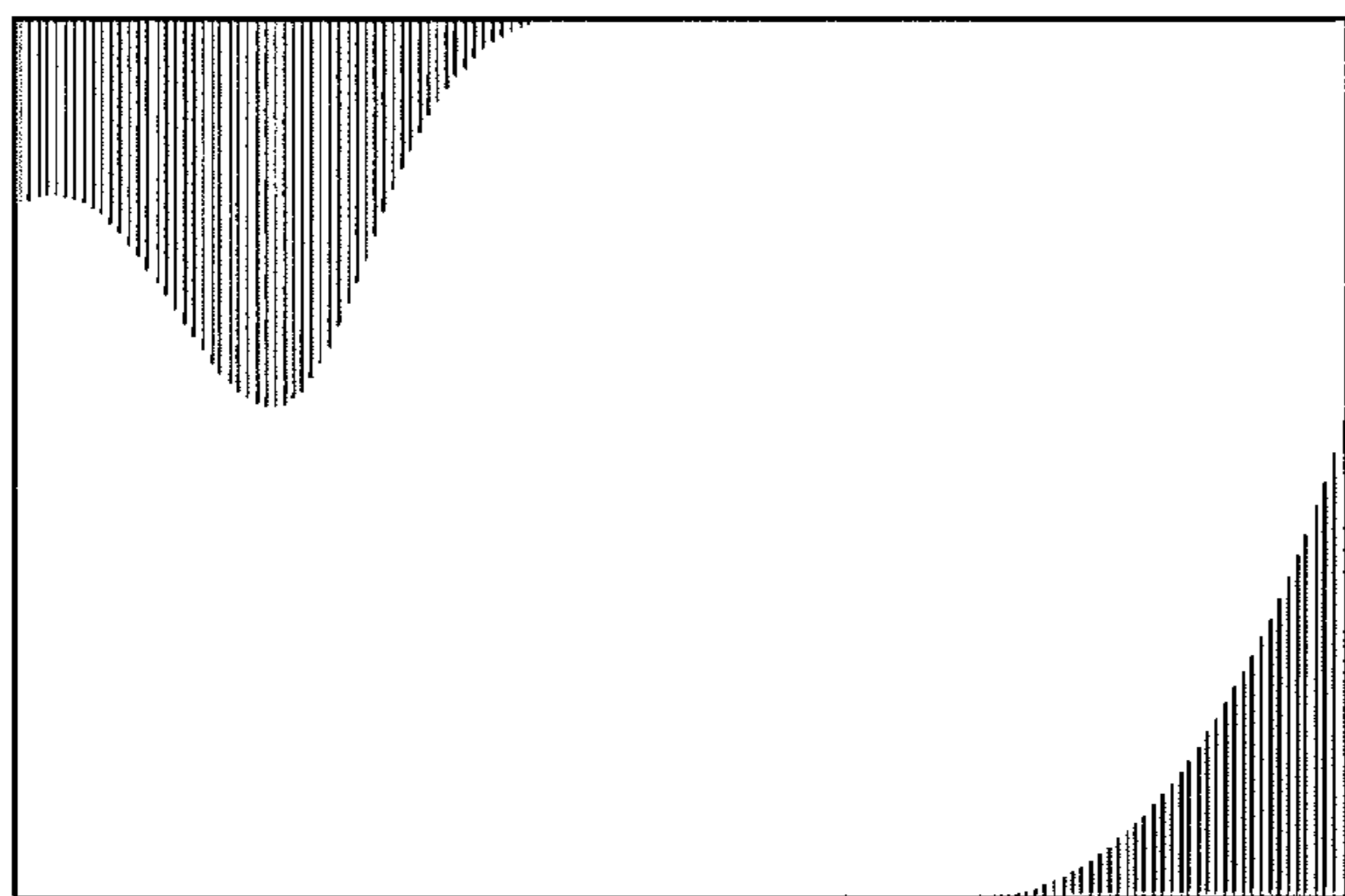


FIG. 6

FIG. 7



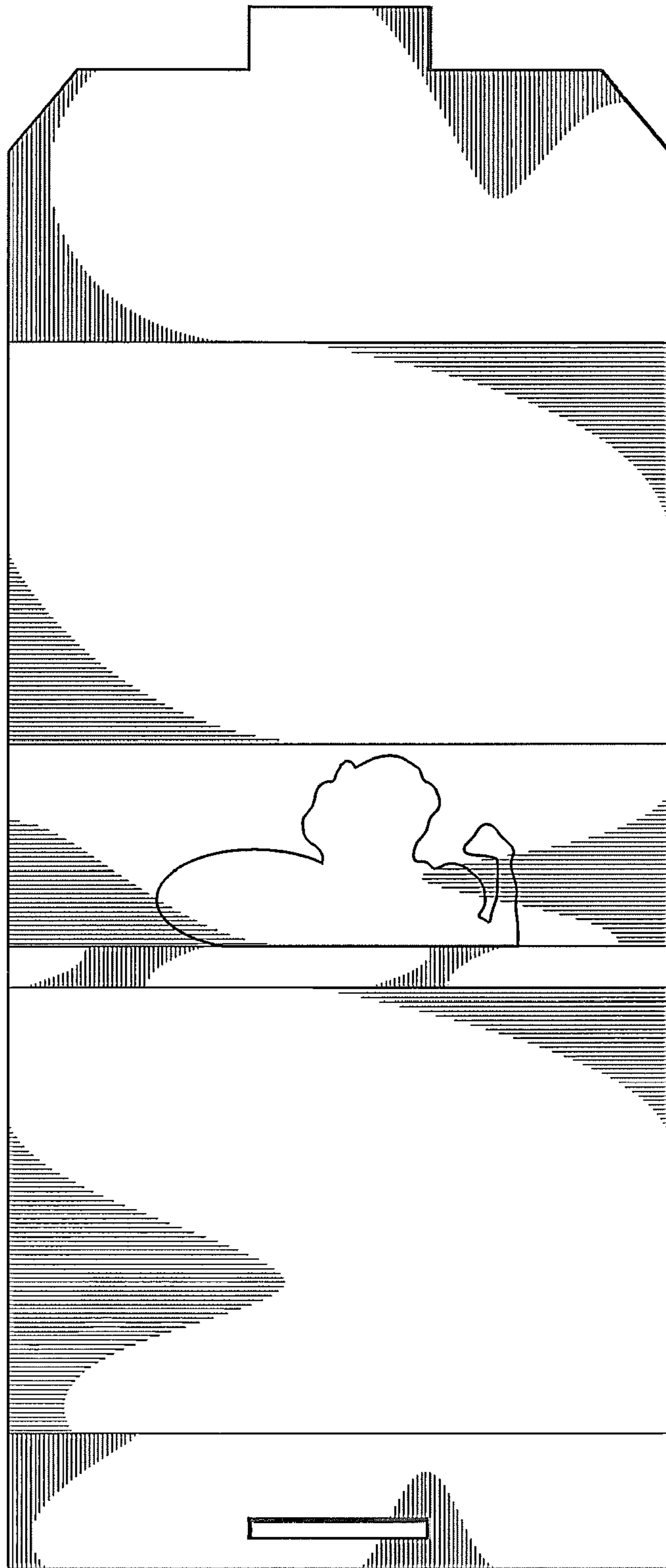


FIG. 8