



US00D714801S

(12) **United States Design Patent**  
**Fujioka**

(10) **Patent No.:** **US D714,801 S**  
(45) **Date of Patent:** **\*\* Oct. 7, 2014**

(54) **PAPER STAND**

(71) Applicant: **Robb Fujioka**, Manhattan Beach, CA  
(US)

(72) Inventor: **Robb Fujioka**, Manhattan Beach, CA  
(US)

(\*\*) Term: **14 Years**

(21) Appl. No.: **29/484,714**

(22) Filed: **Mar. 12, 2014**

(51) **LOC (10) Cl.** ..... **08-03**

(52) **U.S. Cl.**  
USPC ..... **D14/447**

(58) **Field of Classification Search**  
USPC ..... D14/447, 432, 433, 434, 439, 440, 451,  
D14/452, 457, 459, 460, 461, 251, 253, 448,  
D14/449, 450; D9/433, 455, 457; D20/10,  
D20/25; D6/672, 674, 674.1, 678, 682,  
D6/682.3; 40/124.05, 124.06, 124.07,  
40/124.08, 124.09, 124.14, 124.16, 539;  
248/917-924, 445, 447.1, 451, 456,  
248/459, 460, 150, 152, 174, 188.6, 176.1;  
361/679.02, 679.09, 679.21, 679.26,  
361/679.3, 679.27, 679.55, 679.56

See application file for complete search history.

(56) **References Cited**

**U.S. PATENT DOCUMENTS**

D123,125 S \* 10/1940 Holstein ..... D9/415  
5,564,208 A \* 10/1996 Bergman ..... 40/539

5,611,161 A \* 3/1997 Murphy ..... 40/124.08  
5,887,366 A \* 3/1999 Volkert et al. .... 40/124.08  
5,983,538 A \* 11/1999 Crowell ..... 40/124.14  
D469,440 S \* 1/2003 Lin ..... D14/447  
D661,310 S \* 6/2012 Belongia et al. .... D14/447  
D669,085 S \* 10/2012 Coberly ..... D14/447  
D674,396 S \* 1/2013 Yang et al. .... D14/447  
D684,963 S \* 6/2013 Goodrich ..... D14/253  
2011/0278421 A1 \* 11/2011 Guldalian ..... 248/459  
2012/0181410 A1 \* 7/2012 Ku et al. .... 248/453  
2012/0318950 A1 \* 12/2012 Wilber ..... 248/459

\* cited by examiner

*Primary Examiner* — Angela J Lee

(74) *Attorney, Agent, or Firm* — Steptoe & Johnson LLP

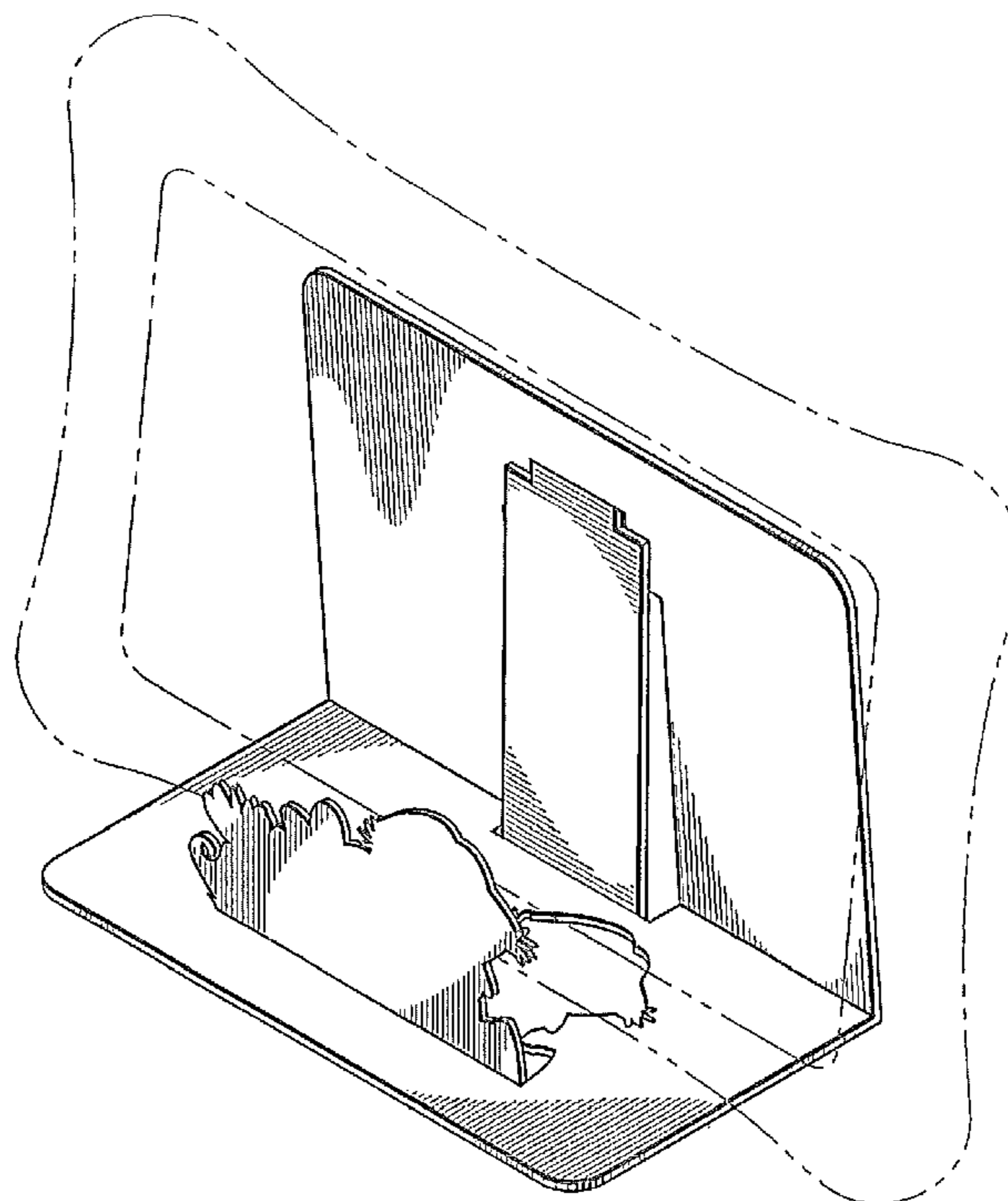
(57) **CLAIM**

The ornamental design for a paper stand, as shown and described.

**DESCRIPTION**

FIG. 1 is a top, front, right side, perspective view of my design;  
FIG. 2 is front elevation view;  
FIG. 3 is a rear elevation view;  
FIG. 4 is a left side elevation view;  
FIG. 5 is a right side elevation view;  
FIG. 6 is a top plan view;  
FIG. 7 is a bottom plan view; and,  
FIG. 8 is a view of the paper stand in a flat, unfolded position.  
The broken lines shown in the drawings represent a tablet that forms no part of the claimed design.

**1 Claim, 3 Drawing Sheets**



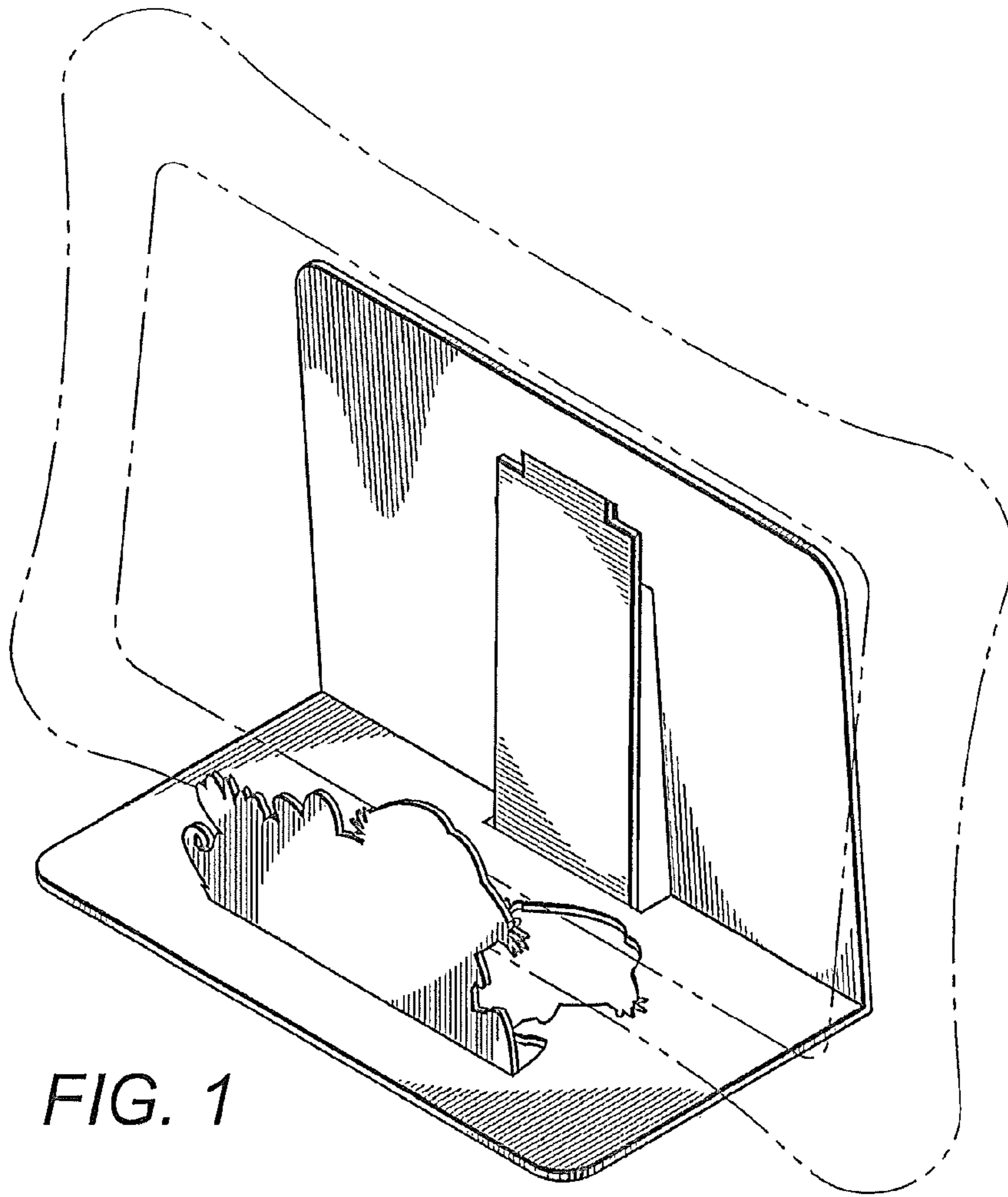



FIG. 1

FIG. 2



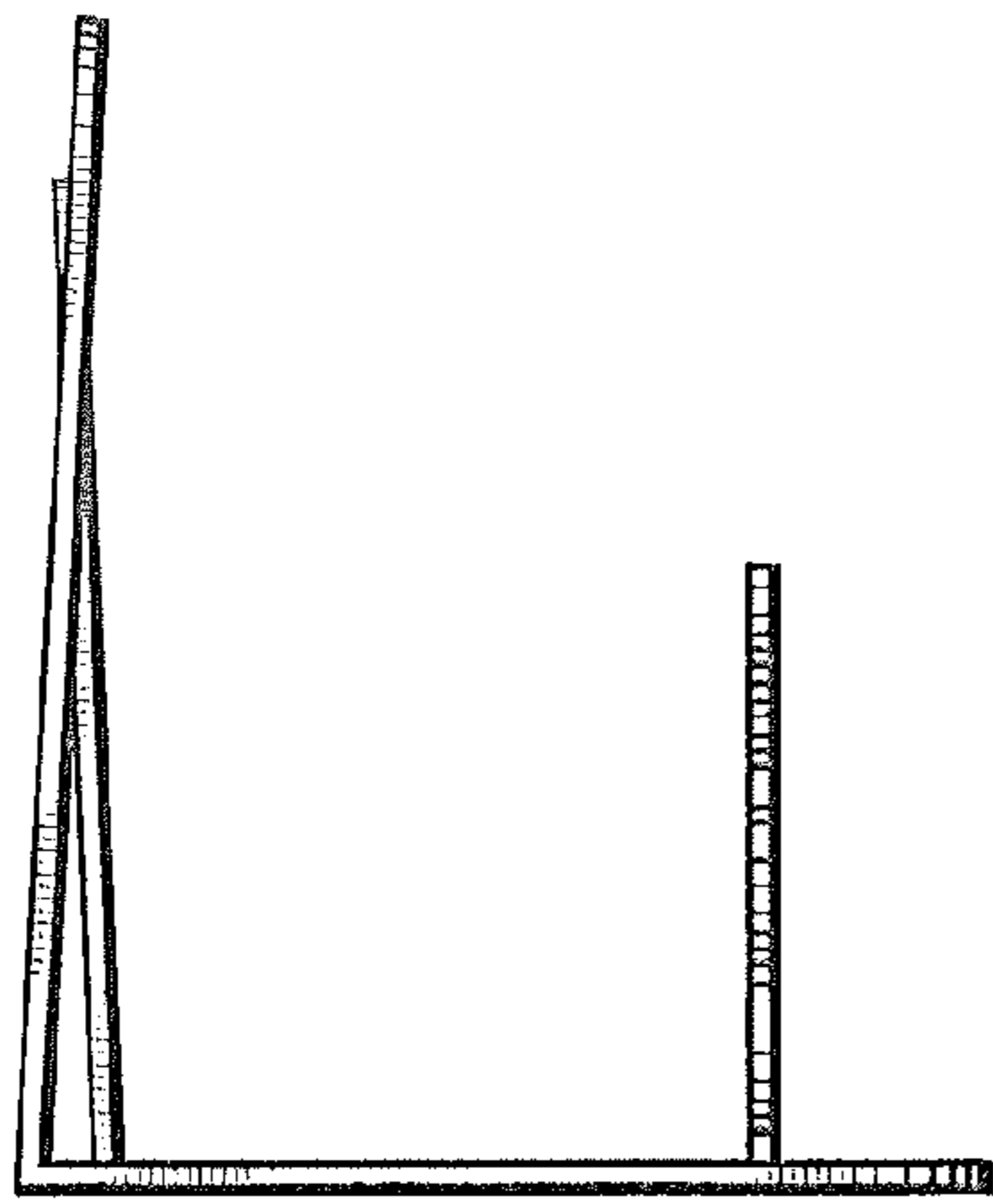


FIG. 4

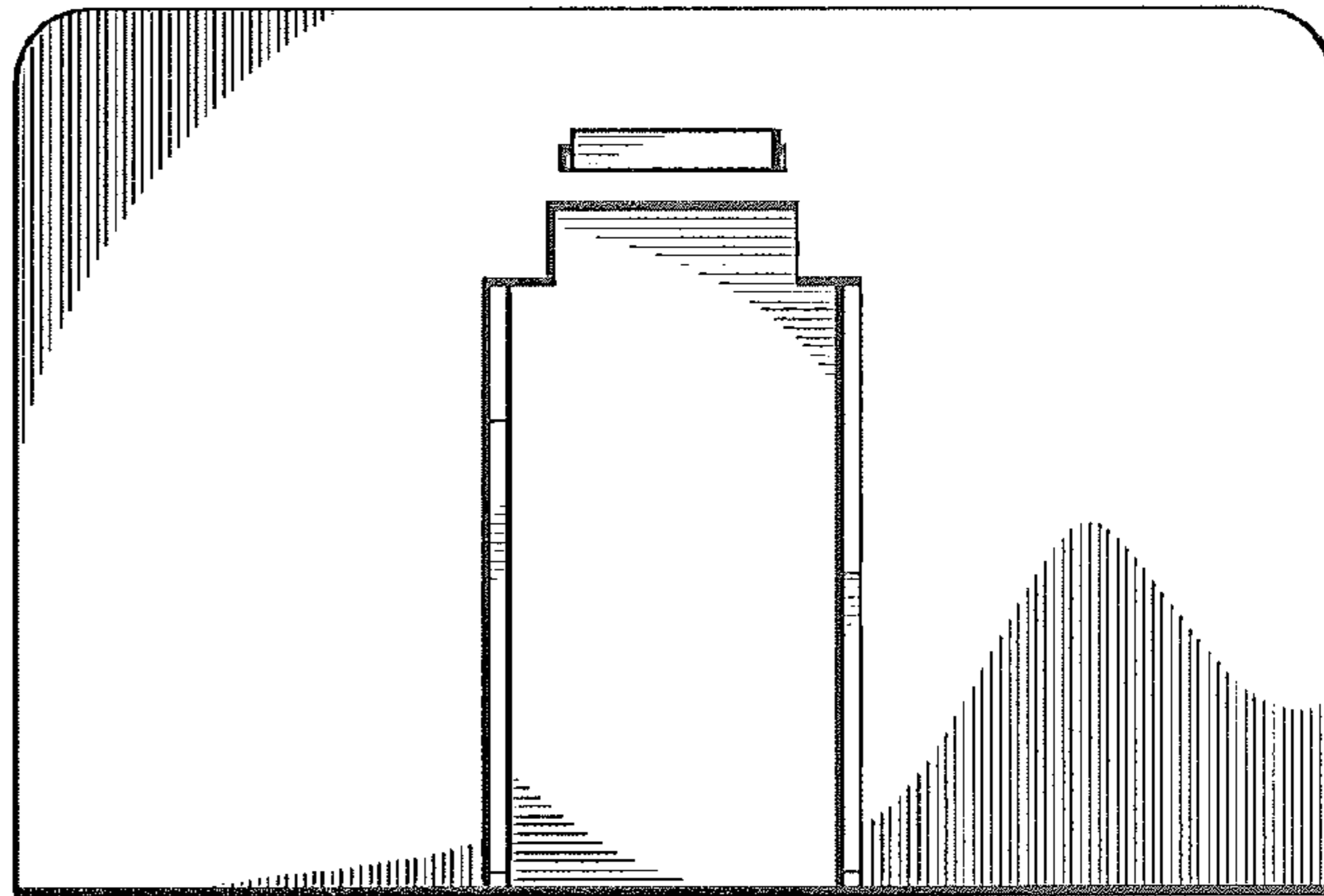


FIG. 3


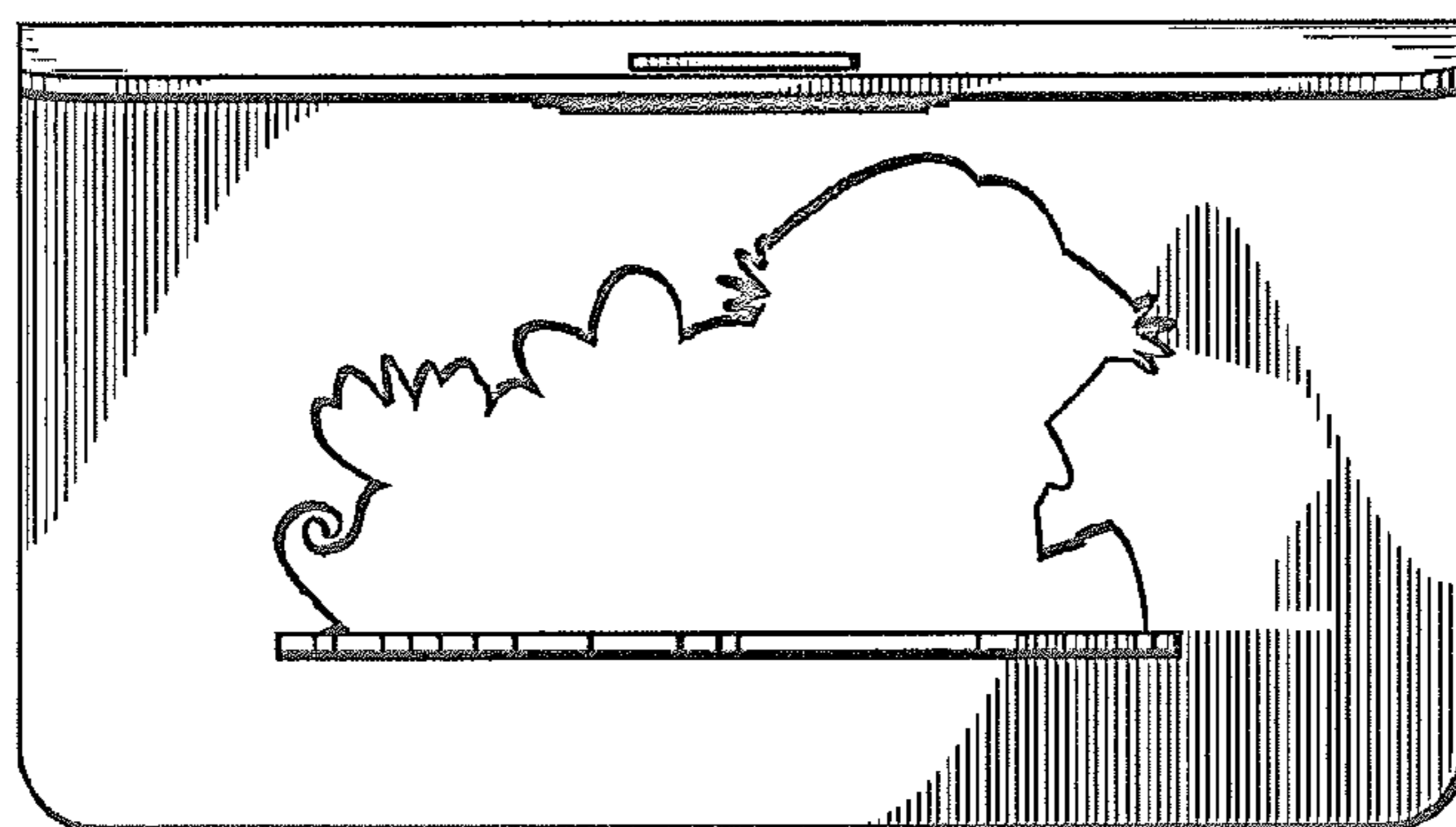


FIG. 5

FIG. 6






FIG. 7

FIG. 8

