



US00D714773S

(12) **United States Design Patent**  
**Derrig**

(10) **Patent No.:** **US D714,773 S**  
(45) **Date of Patent:** **\*\* Oct. 7, 2014**

- (54) **SMART PHONE HOLDER**
- (71) Applicant: **Leslie A. Derrig**, Warwick, RI (US)
- (72) Inventor: **Leslie A. Derrig**, Warwick, RI (US)
- (\*\*) Term: **14 Years**
- (21) Appl. No.: **29/462,817**
- (22) Filed: **Aug. 8, 2013**
- (51) **LOC (10) Cl.** ..... **14-03**
- (52) **U.S. Cl.**  
USPC ..... **D14/253**
- (58) **Field of Classification Search**  
USPC ..... D14/208, 209.1, 217, 238.1, 243,  
D14/250–253, 434, 440, 447, 496,  
D14/203.3–203.7, 248, 240, 341–347;  
D3/201, 215, 218, 226, 269, 273, 301,  
D3/303; D19/90; D6/553; 455/575.1,  
455/575.8; 206/305, 320; 320/108, 115;  
429/96; 220/4.02; 150/165;  
361/679.56, 679.3, 679.25, 816;  
379/426, 446, 455, 433.1; 248/371,  
248/176.3, 668; 224/411; D12/223, 407,  
D12/415; D13/102, 108  
See application file for complete search history.

(56) **References Cited**  
U.S. PATENT DOCUMENTS

D358,270	S	*	5/1995	Diamond	.....	D6/419
D438,855	S	*	3/2001	Chan	.....	D14/147
D513,614	S	*	1/2006	Tsao	.....	D14/371
D515,567	S	*	2/2006	Tsao	.....	D14/371
D515,571	S	*	2/2006	Hsieh	.....	D14/371
D515,572	S	*	2/2006	Hsieh	.....	D14/371
D518,045	S	*	3/2006	Tsao	.....	D14/371
D519,475	S	*	4/2006	Hoehn et al.	.....	D14/126
D520,967	S	*	5/2006	Hoehn et al.	.....	D14/126
D526,629	S	*	8/2006	Padain	.....	D14/126

D549,192	S	*	8/2007	Padain	.....	D14/126
D565,523	S	*	4/2008	Lin	.....	D14/126
D585,078	S	*	1/2009	Walton	.....	D14/496
D594,429	S	*	6/2009	Chiu	.....	D14/126
D595,714	S	*	7/2009	Chu	.....	D14/371
D599,562	S	*	9/2009	Chen	.....	D6/304
D599,563	S	*	9/2009	Chu	.....	D6/304
D599,796	S	*	9/2009	Chu	.....	D14/371
7,729,109	B2	*	6/2010	Huang et al.	.....	361/679.21
D620,010	S	*	7/2010	Chiu	.....	D14/448
D634,754	S	*	3/2011	Hao	.....	D14/496
D649,949	S	*	12/2011	Chen	.....	D14/126
8,083,200	B2	*	12/2011	Opresnik	.....	248/441.1
D651,841	S	*	1/2012	Nayman	.....	D6/601
D654,751	S	*	2/2012	Newnam	.....	D6/601
D666,213	S	*	8/2012	Fahrberger et al.	.....	D14/496
D677,654	S	*	3/2013	Kwag	.....	D14/250

(Continued)

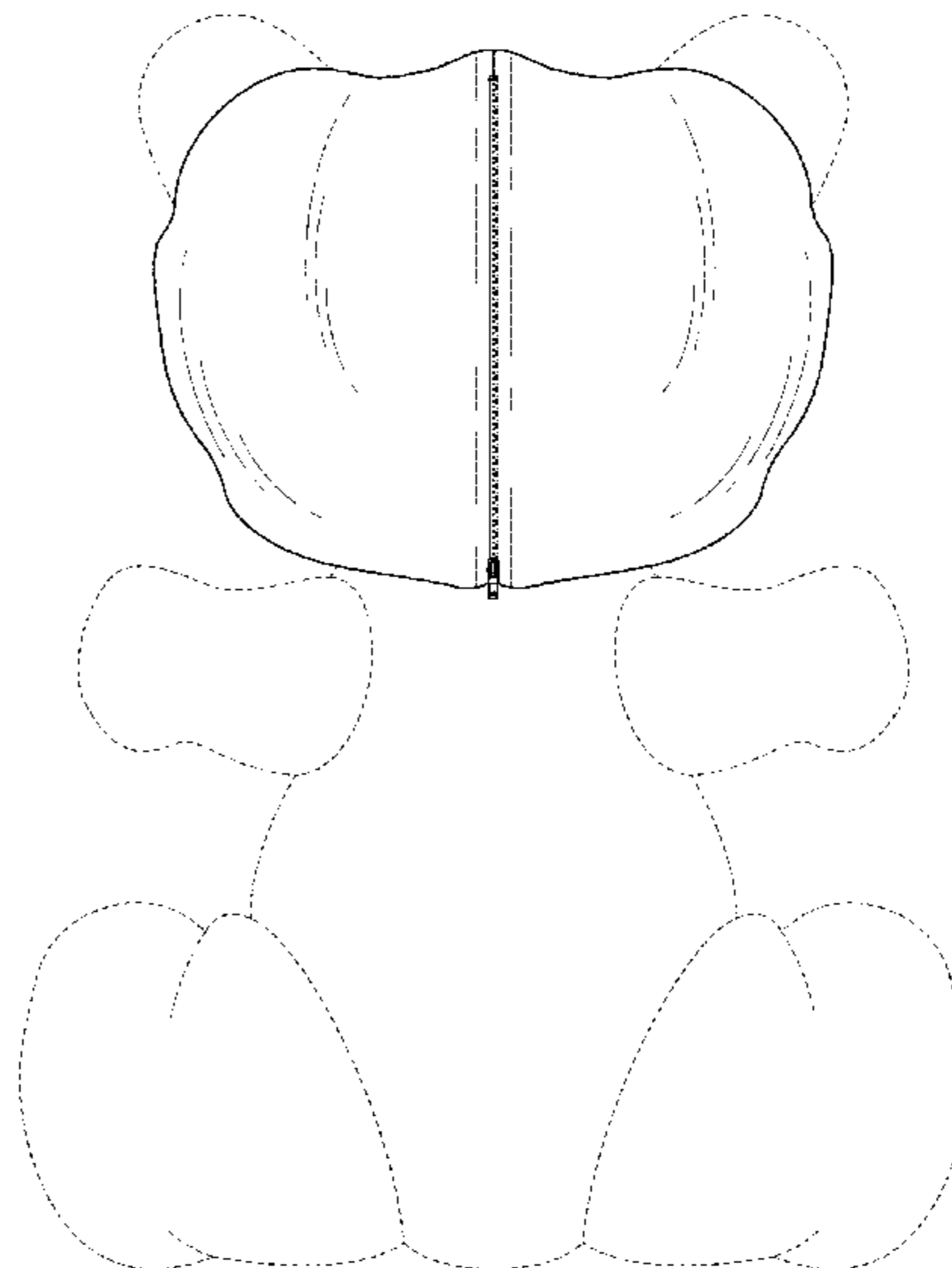
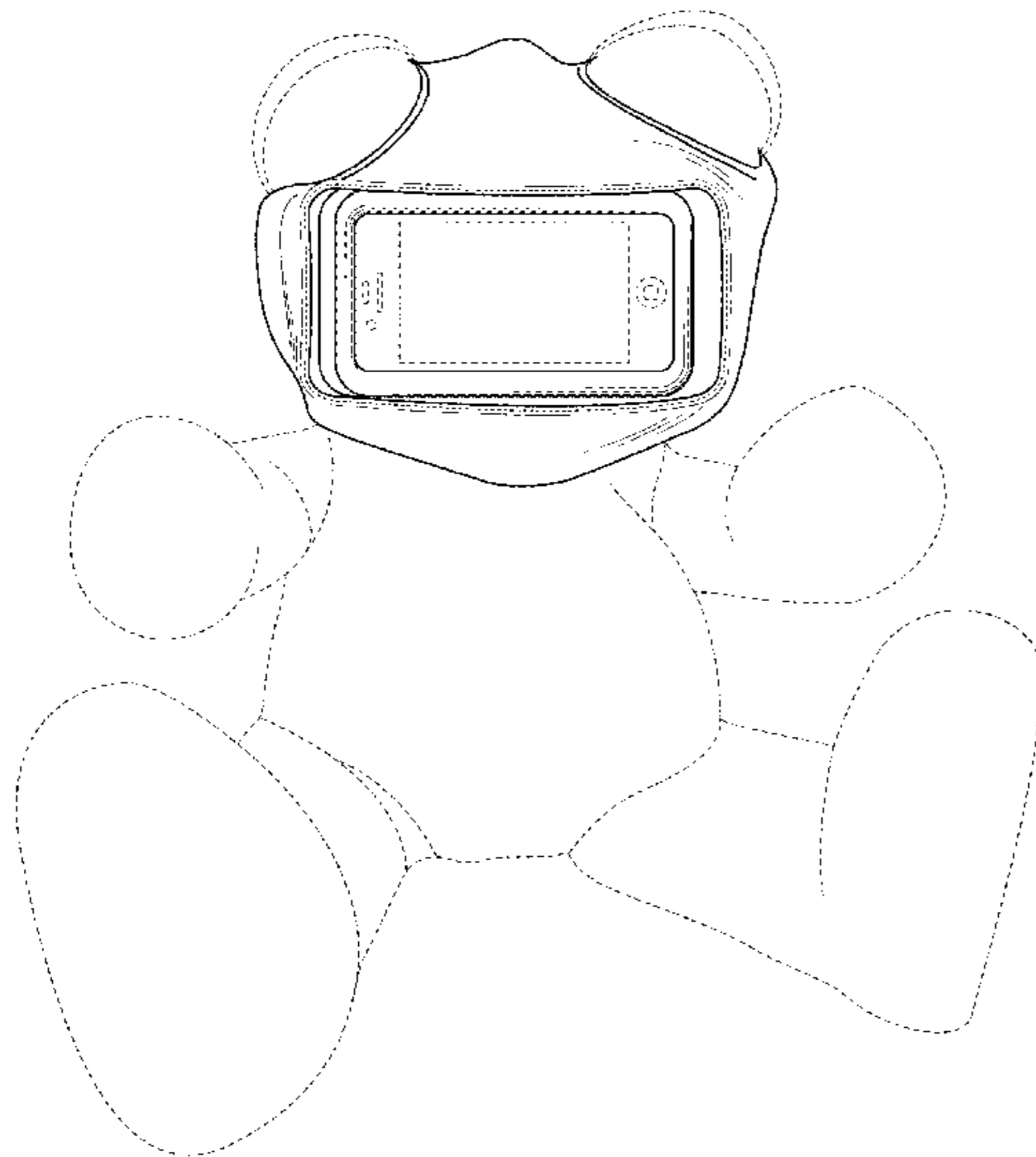
*Primary Examiner* — Susan Bennett Hattan  
*Assistant Examiner* — Janice Hallmark  
(74) *Attorney, Agent, or Firm* — Donald J. McDonald;  
Coleman & MacDonald Law Office

(57) **CLAIM**  
The ornamental design of a smart phone holder, as shown and described.

**DESCRIPTION**

FIG. 1 is a perspective view of a smart phone holder according to my new design shown attached to the head of a teddy bear; FIG. 2 is a front side view of the smart phone holder of FIG. 1; FIG. 3 is a rear side view of the smart phone holder of FIG. 1; FIG. 4 is a left end view of the smart phone holder of FIG. 1; FIG. 5 is a right end view of the smart phone holder of FIG. 1; FIG. 6 is a top view of the smart phone holder of FIG. 1; and, FIG. 7 is a bottom view of the smart phone holder of FIG. 1. The broken lines included in the drawing depict environmental subject matter only and form no part of the claimed design.

**1 Claim, 7 Drawing Sheets**



# US D714,773 S

Page 2

---

(56)

## References Cited

### U.S. PATENT DOCUMENTS

D686,608 S \* 7/2013 Yueh ..... D14/250  
D699,235 S \* 2/2014 Yueh ..... D14/250  
D699,236 S \* 2/2014 Yueh ..... D14/250

D699,237 S \* 2/2014 Yueh ..... D14/250  
2009/0297289 A1\* 12/2009 Torn et al. .... 411/82  
2009/0297295 A1\* 12/2009 Torn et al. .... 411/512

\* cited by examiner

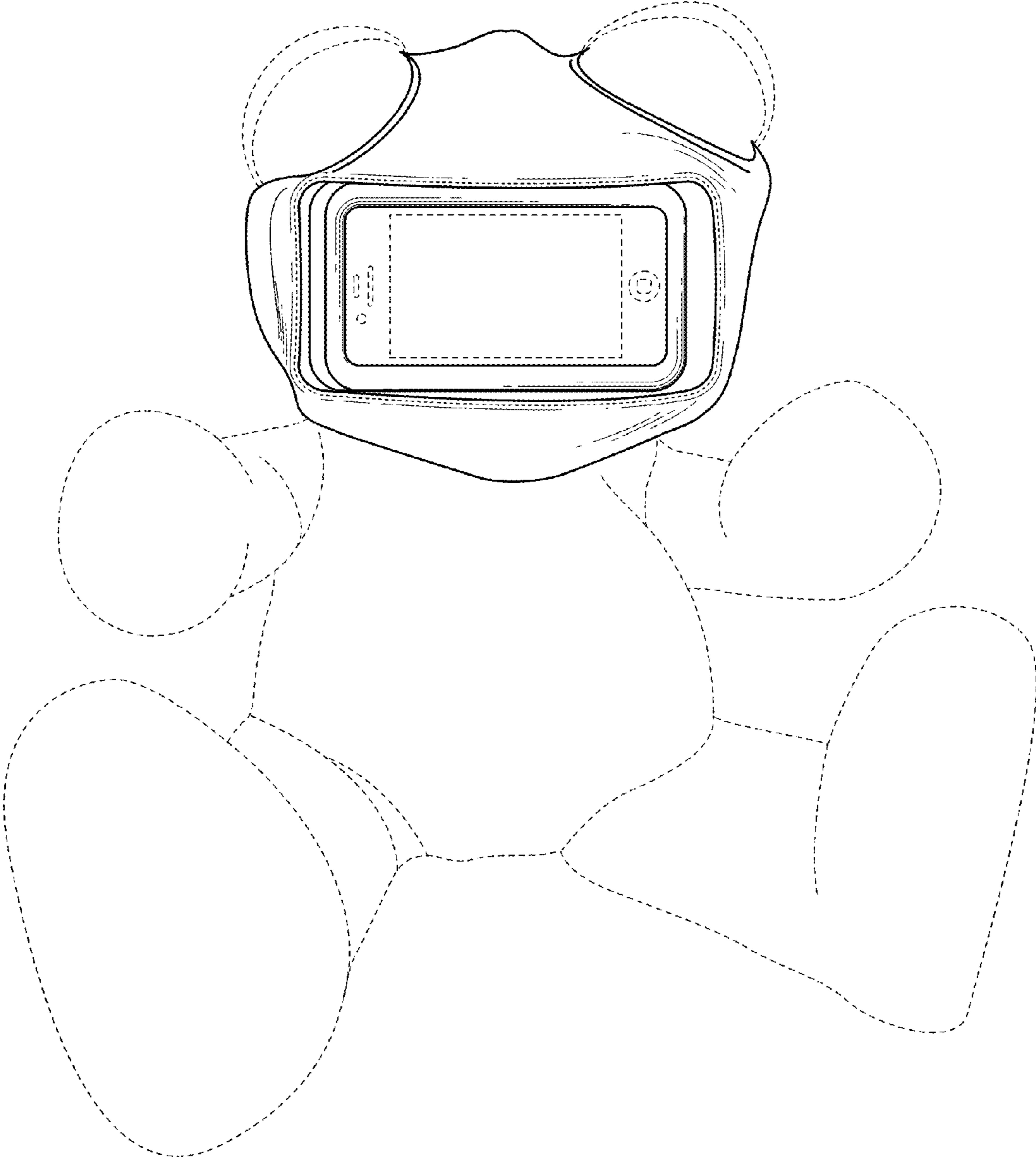


FIG. 1

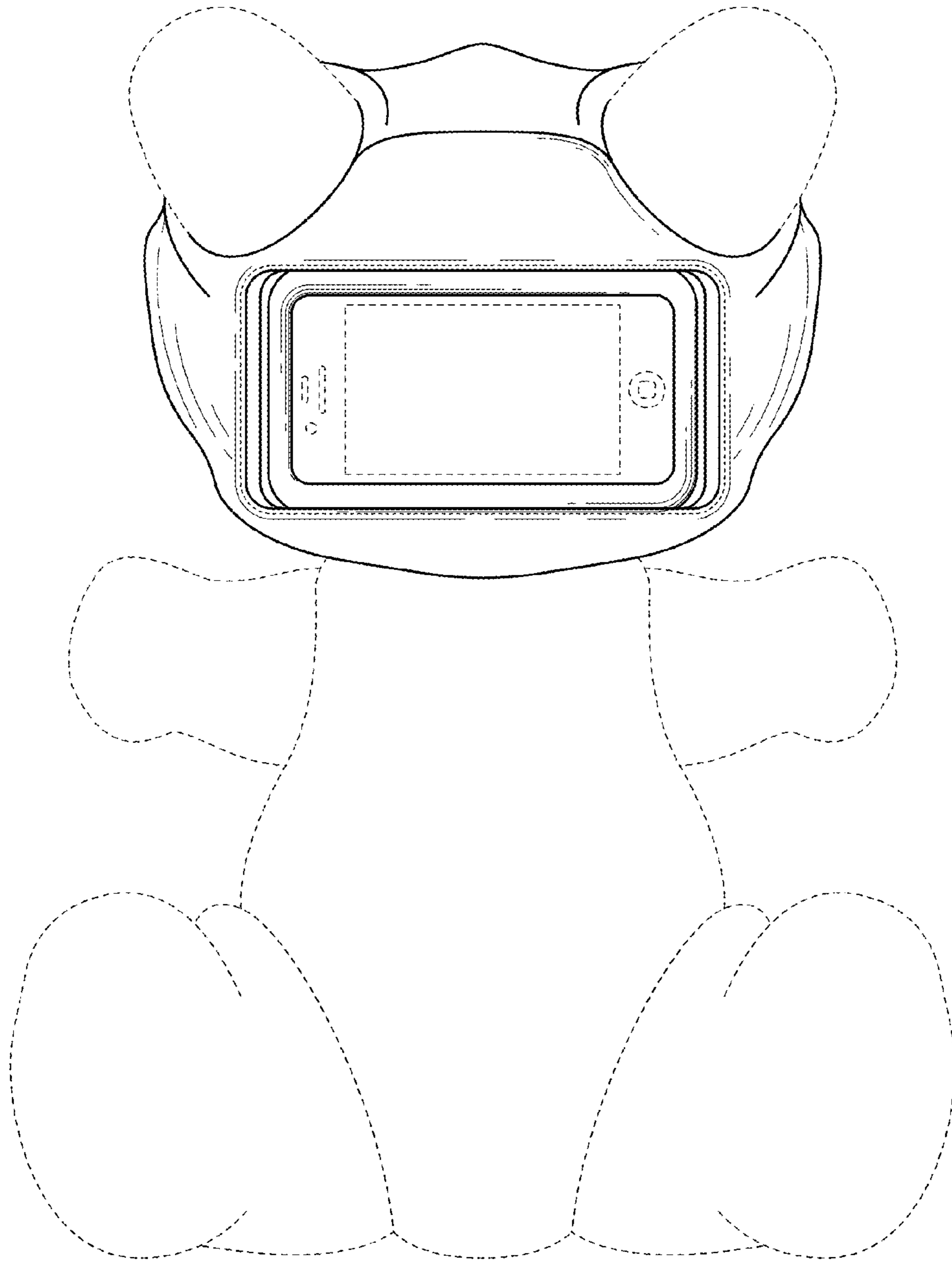


FIG. 2

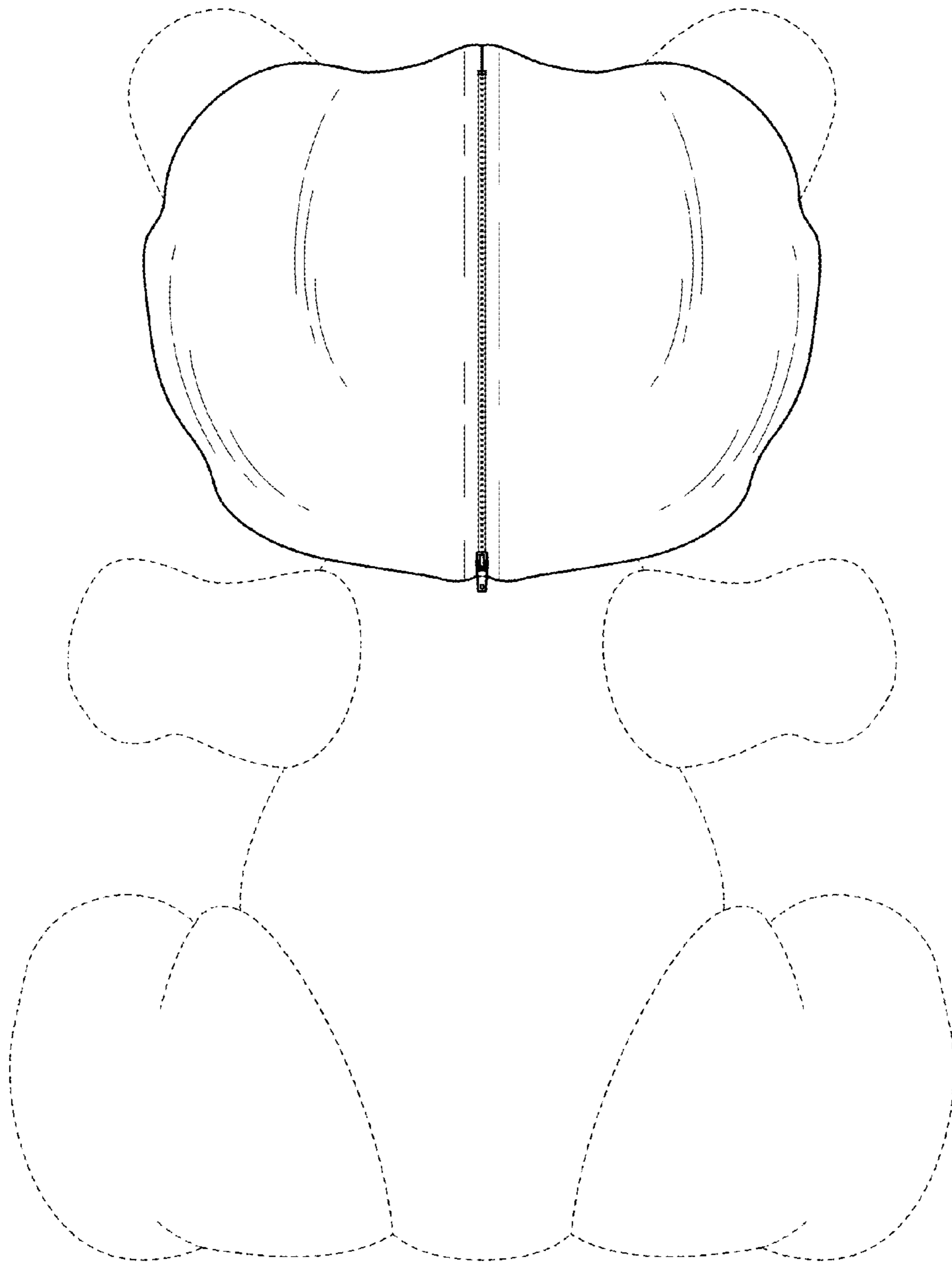


FIG. 3

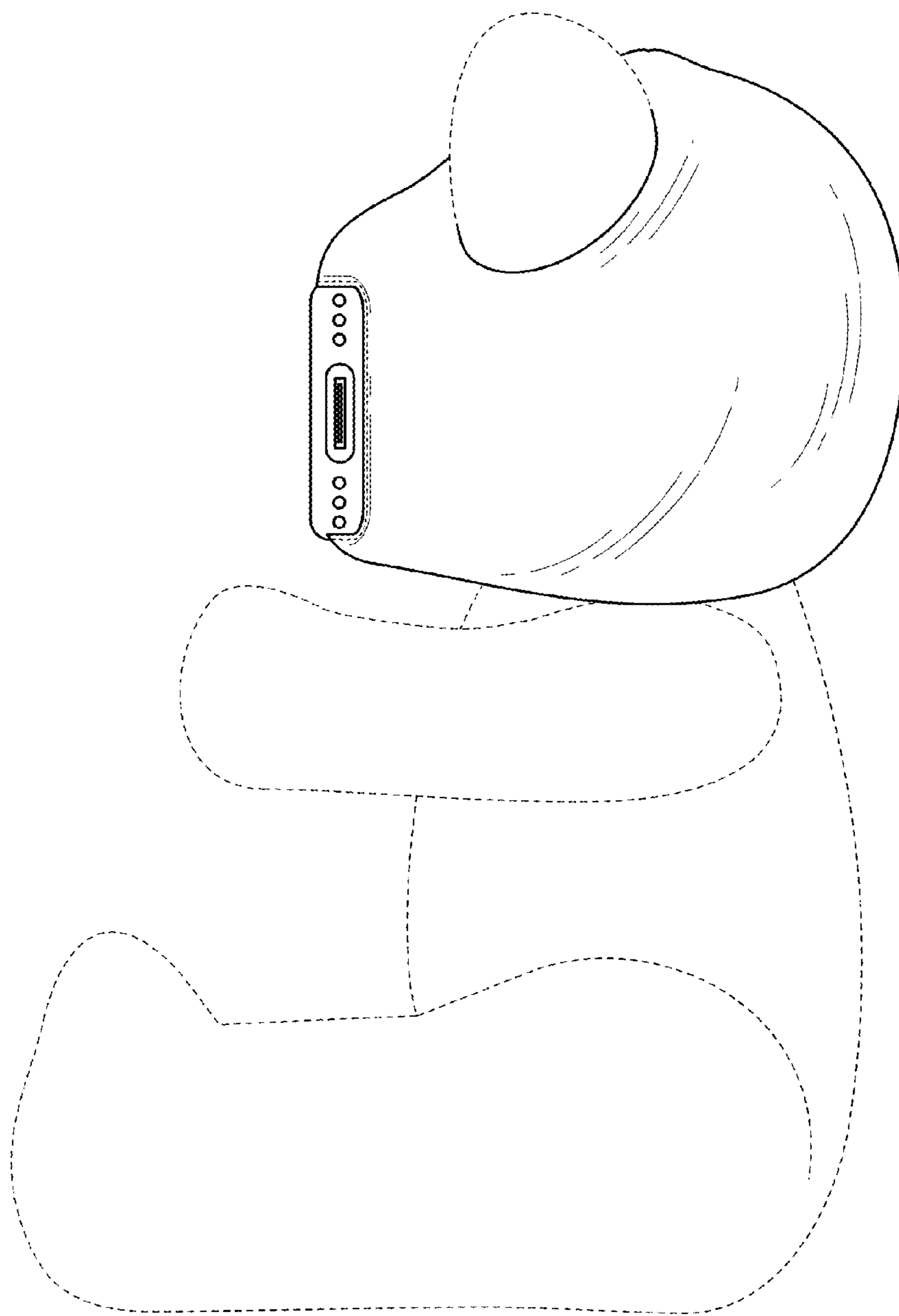


FIG. 4

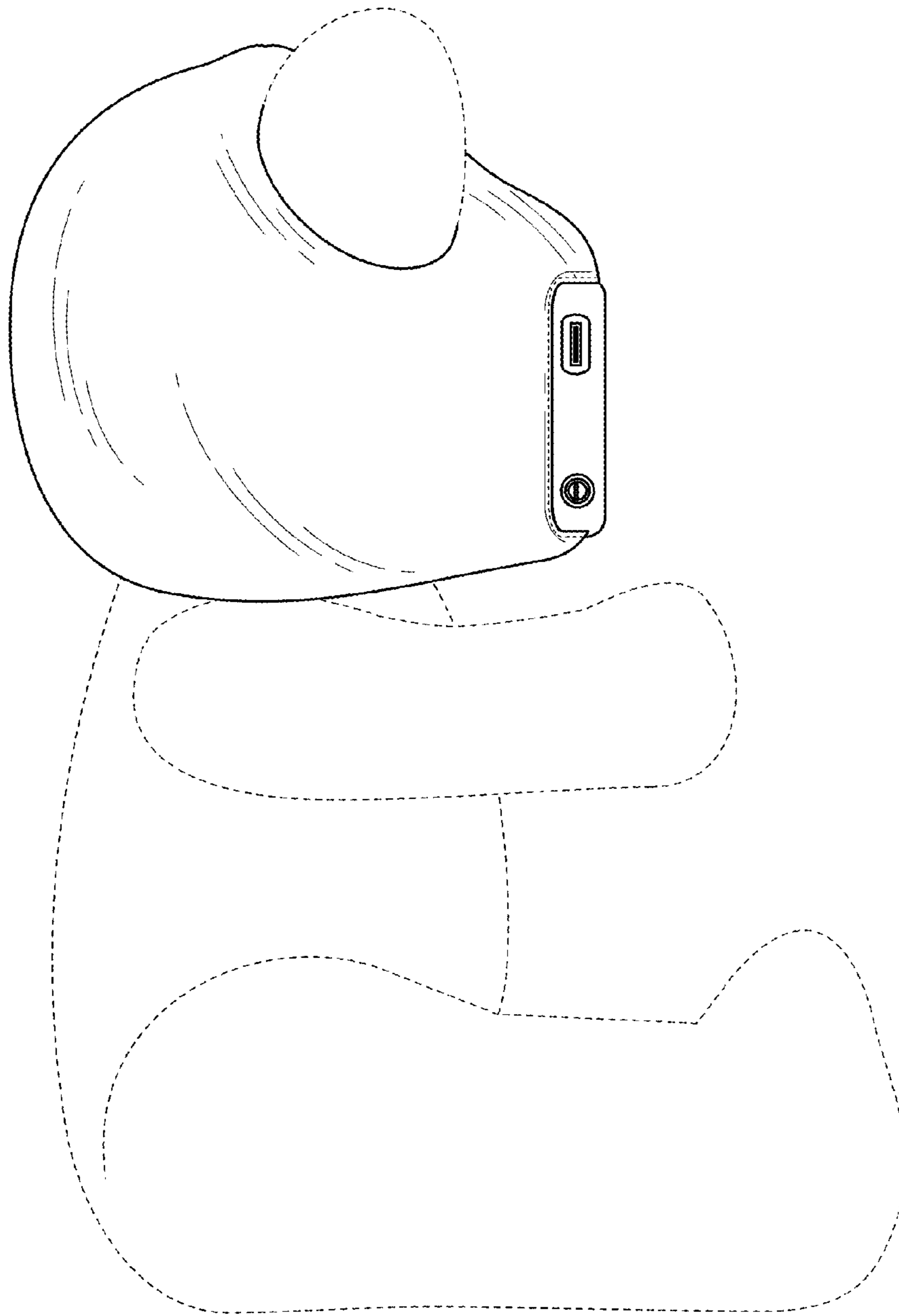


FIG. 5

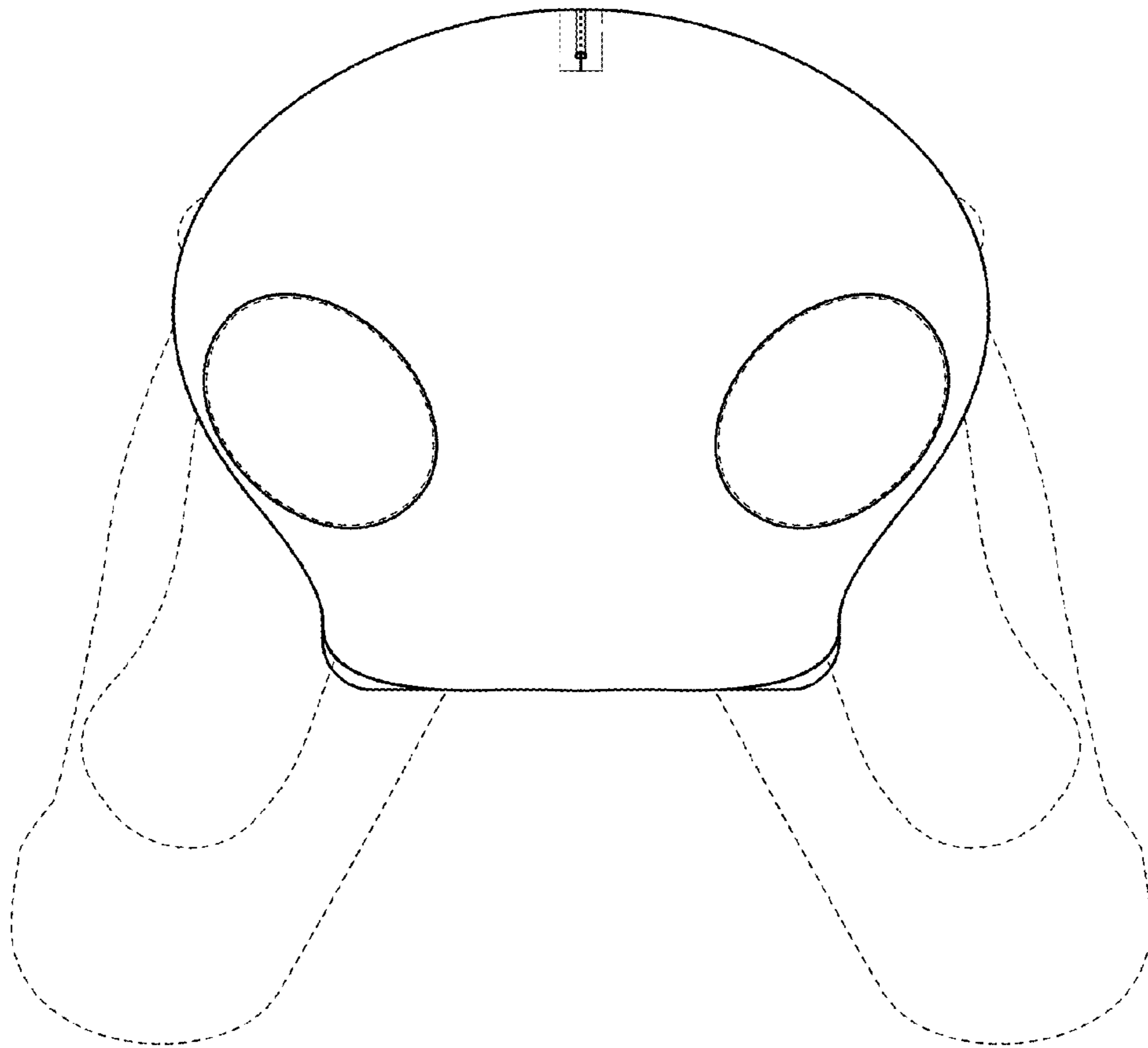


FIG. 6



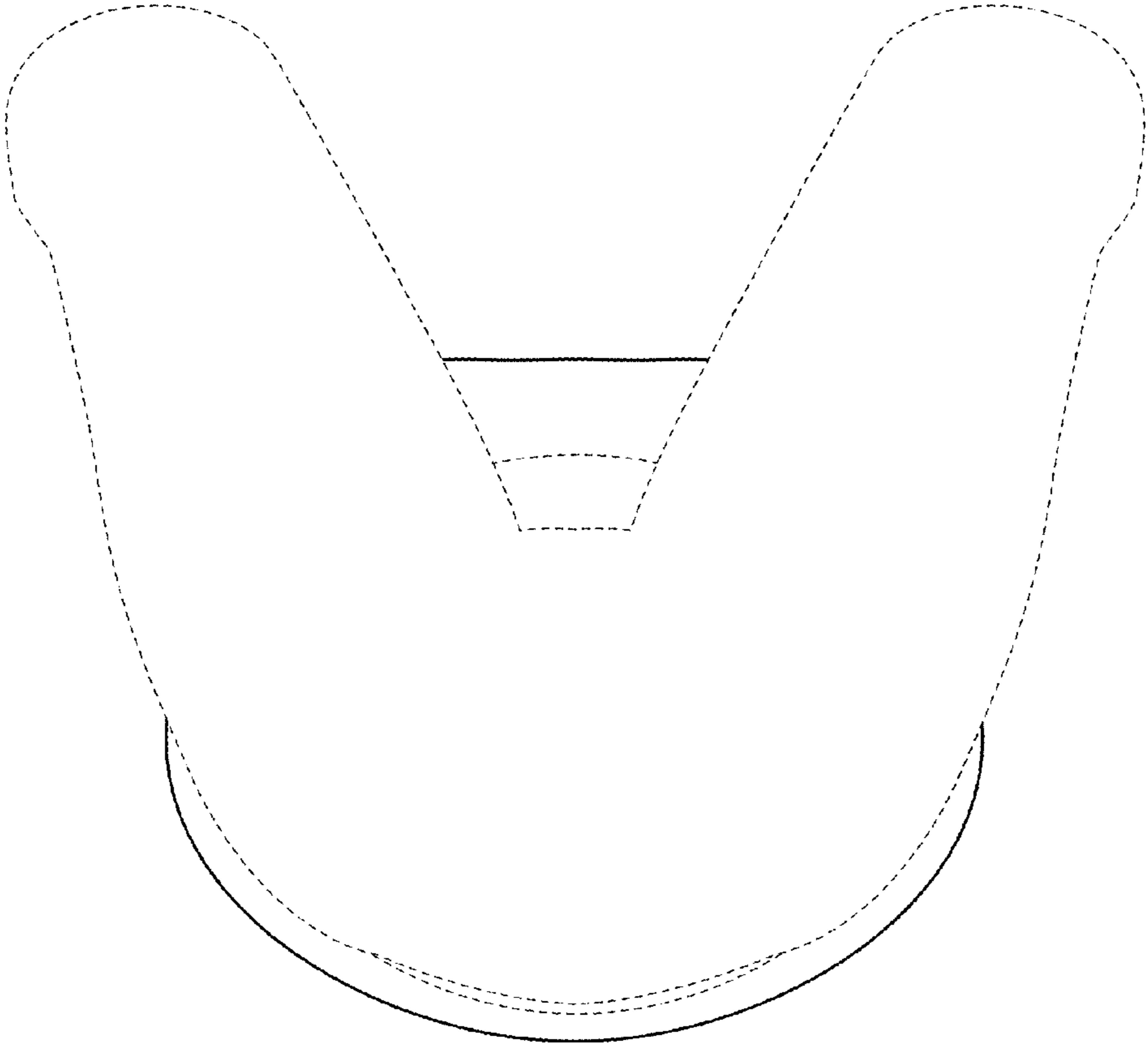


FIG. 7