



US00D714768S

(12) **United States Design Patent**
Park et al.

(10) **Patent No.:** **US D714,768 S**
(45) **Date of Patent:** **** Oct. 7, 2014**

(54) **MOBILE PHONE**

(71) Applicant: **LG Electronics Inc.**, Seoul (KR)

(72) Inventors: **Sangmin Park**, Seoul (KR); **Jiwoon Kim**, Seoul (KR); **Jonghak Lee**, Cheonan-si (KR)

(73) Assignee: **LG Electronics Inc.**, Seoul (KR)

(**) Term: **14 Years**

(21) Appl. No.: **29/461,875**

(22) Filed: **Jul. 29, 2013**

(30) **Foreign Application Priority Data**

Jan. 30, 2013 (KR) 30-2013-0005149

(51) **LOC (10) Cl.** **14-03**

(52) **U.S. Cl.**
USPC **D14/248**

(58) **Field of Classification Search**
USPC ... D14/138 G, 138 AD, 138 R, 138 AC, 496, D14/248, 218, 439, 434, 250, 191, 138 C, D14/138 AA, 138 AB, 203.1–203.8, 238.1, D14/247, 137, 341–347, 440; 455/575.1, 455/556.2, 575.3, 575.4; D21/517, 333; 379/433.01, 433.04; D10/65, 78, 104; D13/168, 107–108, 119; 361/679.3, 361/679.56

See application file for complete search history.

(56) **References Cited**

U.S. PATENT DOCUMENTS

D589,952 S * 4/2009 Hang D14/248
D592,200 S * 5/2009 Liu D14/248

D609,226 S * 2/2010 Hofer et al. D14/248
D676,823 S * 2/2013 Chung D14/138 G
D694,732 S * 12/2013 Lee et al. D14/138 G
D695,252 S * 12/2013 Song et al. D14/138 G
D695,253 S * 12/2013 Song et al. D14/138 G
D697,886 S * 1/2014 Choi D14/138 G
D702,204 S * 4/2014 Oh et al. D14/138 G
D704,179 S * 5/2014 Song et al. D14/248
D705,204 S * 5/2014 Song et al. D14/248
D706,252 S * 6/2014 Kim et al. D14/248
2010/0061055 A1 * 3/2010 Dabov et al. 361/679.56

* cited by examiner

Primary Examiner — Carla Jobe Wright

(74) *Attorney, Agent, or Firm* — Birch, Stewart, Kolasch & Birch, LLP

(57) **CLAIM**

The ornamental design for a mobile phone, as shown and described.

DESCRIPTION

FIG. 1 is a rear perspective view of a mobile phone showing our new design;

FIG. 2 is a front view thereof;

FIG. 3 is a rear view thereof;

FIG. 4 is a left side view thereof;

FIG. 5 is a right side view thereof;

FIG. 6 is a top plan view thereof;

FIG. 7 is a bottom plan view thereof; and,

FIG. 8 is a front perspective view thereof.

The dashed broken lines are for illustrative purposes only and form no part of the claimed design. The dash-dot broken lines define the bounds of the claimed design and form no part thereof.

1 Claim, 7 Drawing Sheets




FIG. 1

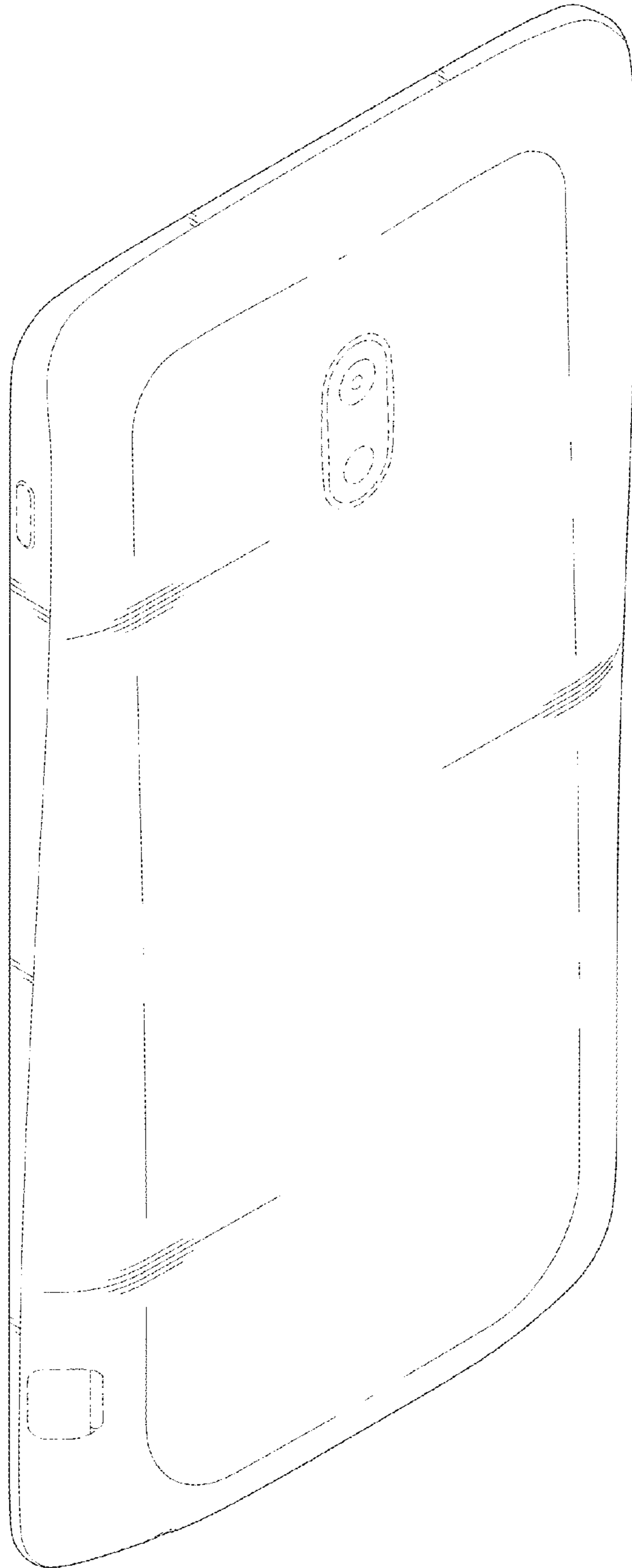


FIG. 2




FIG. 3




FIG. 4




FIG. 5



FIG. 6




FIG. 7

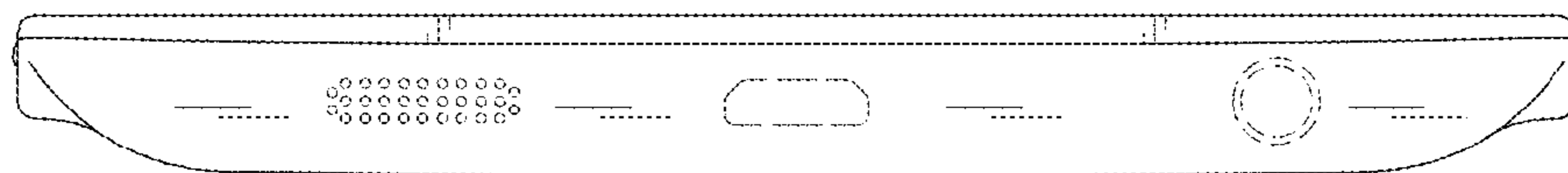


FIG. 8

