



US00D714765S

(12) **United States Design Patent**
Goransson

(10) **Patent No.:** **US D714,765 S**
(45) **Date of Patent:** **** Oct. 7, 2014**

(54) **BASE FOR A HEADSET**

(71) Applicant: **Magnus Goransson**, Dalby (SE)

(72) Inventor: **Magnus Goransson**, Dalby (SE)

(73) Assignee: **GN Netcom A/S** (DK)

(**) Term: **14 Years**

(21) Appl. No.: **29/459,614**

(22) Filed: **Jul. 2, 2013**

(30) **Foreign Application Priority Data**

Jan. 8, 2013 (EM) 002162800-0001
Jan. 8, 2013 (EM) 002162800-0002
Jan. 8, 2013 (EM) 002162800-0003

(51) **LOC (10) Cl.** **14-01**

(52) **U.S. Cl.**
USPC **D14/223**; D14/229

(58) **Field of Classification Search**

CPC H04M 1/00
USPC D14/205, 206, 223, 137, 138, 142, 147,
D14/148, 149, 150, 240, 224.1, 251, 253,
D14/224, 217, 216; D13/108, 107, 110;
181/129, 130, 135; 379/430, 431;
381/380, 381; 455/90.3, 575.2;
320/111, 113, 114, 115; D21/497, 503;
D11/143, 153; D6/524

See application file for complete search history.

(56) **References Cited**

U.S. PATENT DOCUMENTS

3,862,377 A * 1/1975 Burroughs 381/361
D351,840 S * 10/1994 Hillier et al. D14/228
D433,005 S * 10/2000 McGugan D14/155
D454,332 S * 3/2002 Yokoyama D13/108
D469,081 S * 1/2003 Perszyk et al. D14/205
D490,398 S * 5/2004 Gwee D14/205

D496,029 S * 9/2004 Skulley et al. D14/224
D497,318 S * 10/2004 Strand et al. D10/104.1
D504,673 S * 5/2005 Dyer et al. D14/205
D512,748 S * 12/2005 Hageman D21/503
D512,984 S * 12/2005 Ham D14/205
D527,370 S * 8/2006 Wong D14/147
D549,707 S * 8/2007 Depay D14/434
D551,216 S * 9/2007 Wei D14/223
D554,108 S * 10/2007 Solland D14/217
D560,206 S * 1/2008 Hermansen et al. D14/206
D564,501 S * 3/2008 Rath D14/224
D580,415 S * 11/2008 Beaver, Jr. D14/230
D586,329 S 2/2009 Birger
D589,031 S * 3/2009 Bentley et al. D14/224
D593,998 S * 6/2009 Bentley et al. D14/224
D595,705 S * 7/2009 Houdek, II D14/240
D599,379 S * 9/2009 Ryu et al. D14/496
D602,008 S * 10/2009 Bentley et al. D14/224
D607,876 S * 1/2010 Huang D14/216
D613,030 S * 4/2010 Baulier D1/127
D623,641 S * 9/2010 Harden et al. D14/253
D648,702 S * 11/2011 Yamazaki et al. D14/159
D651,197 S 12/2011 Birger
D669,888 S * 10/2012 Gougherty et al. D14/224
2005/0008147 A1 * 1/2005 Lee 379/431

* cited by examiner

Primary Examiner — Paula Greene

(74) *Attorney, Agent, or Firm* — Altera Law Group, LLC

(57) **CLAIM**

The ornamental design for a base for a headset, as shown and described.

DESCRIPTION

FIG. 1 is a side perspective view of a base for a headset showing my new design.

FIG. 2 is a side elevational view thereof, the opposite side being a mirror image.

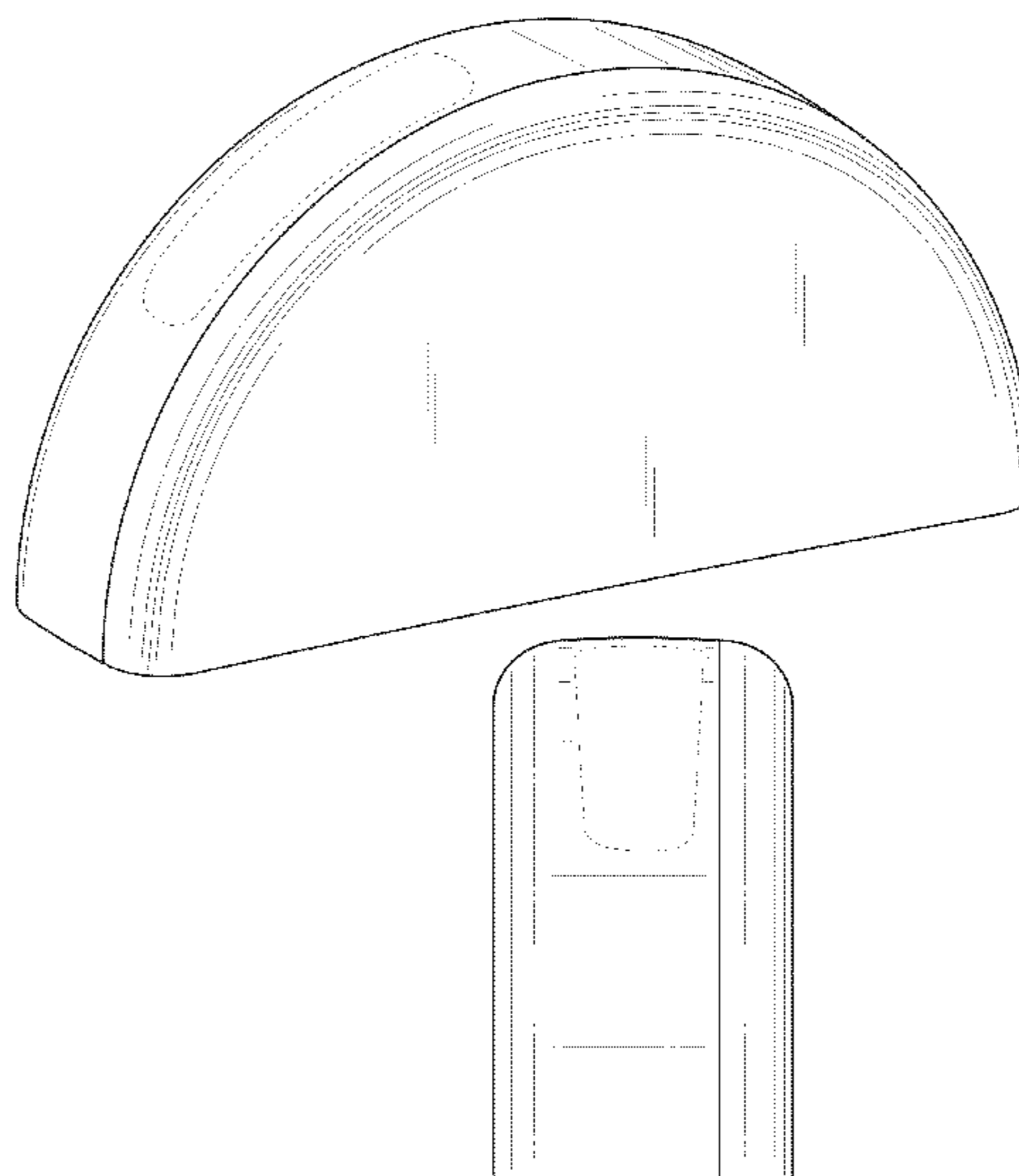
FIG. 3 is a front elevational view thereof.

FIG. 4 is a rear elevational view thereof.

FIG. 5 is a top plan view thereof; and,

FIG. 6 is a bottom plan view thereof.

1 Claim, 4 Drawing Sheets



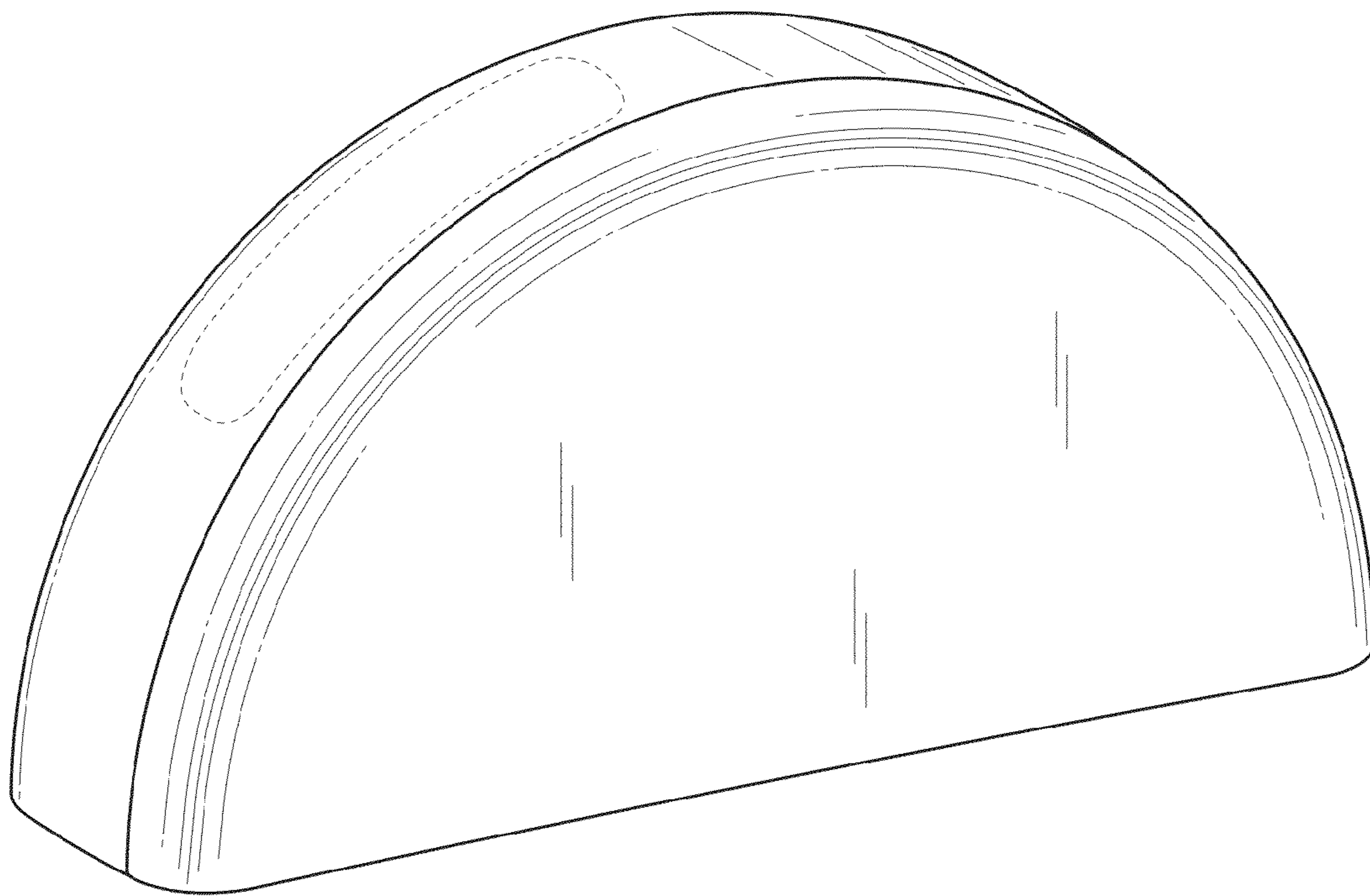


Fig. 1

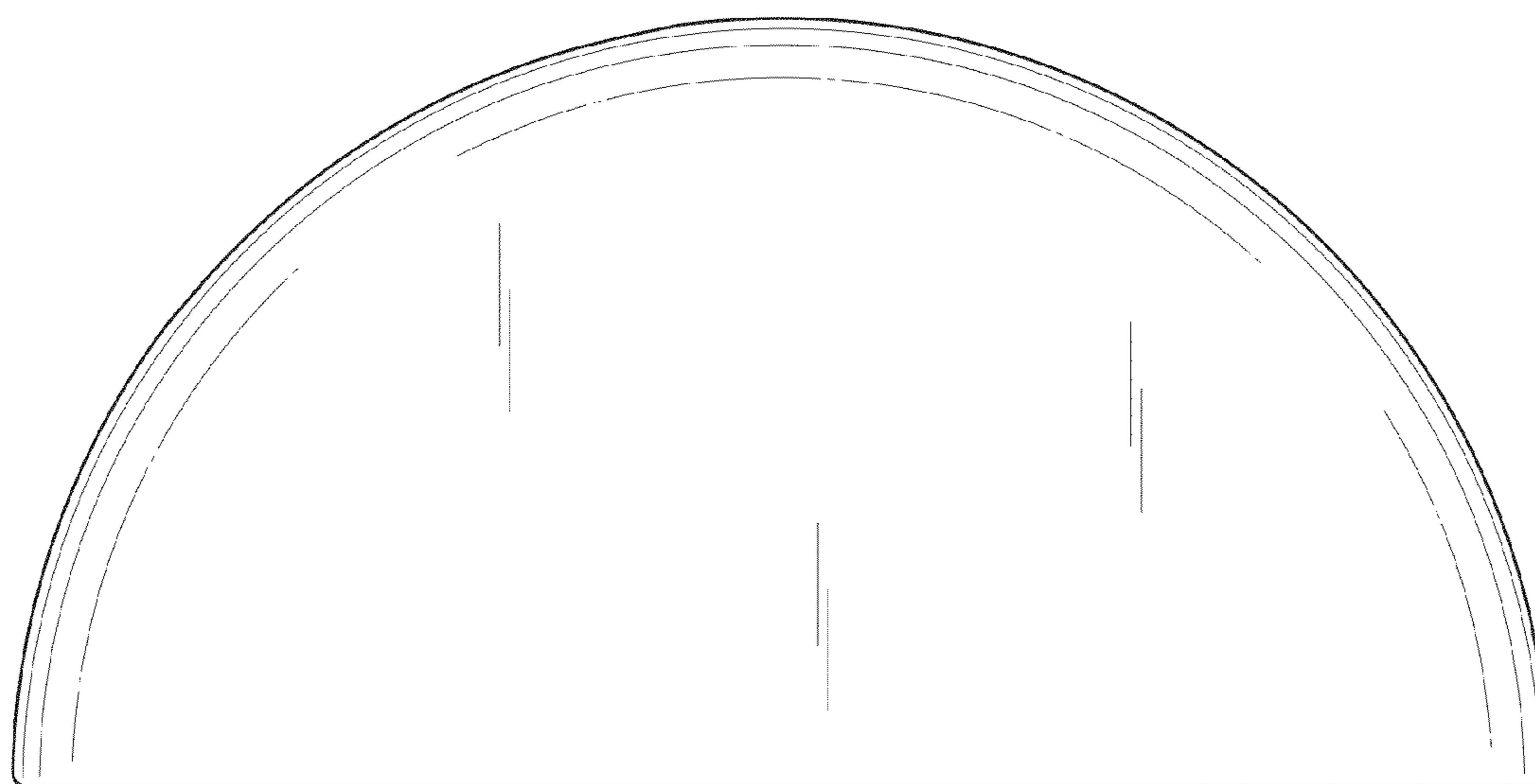


Fig. 2

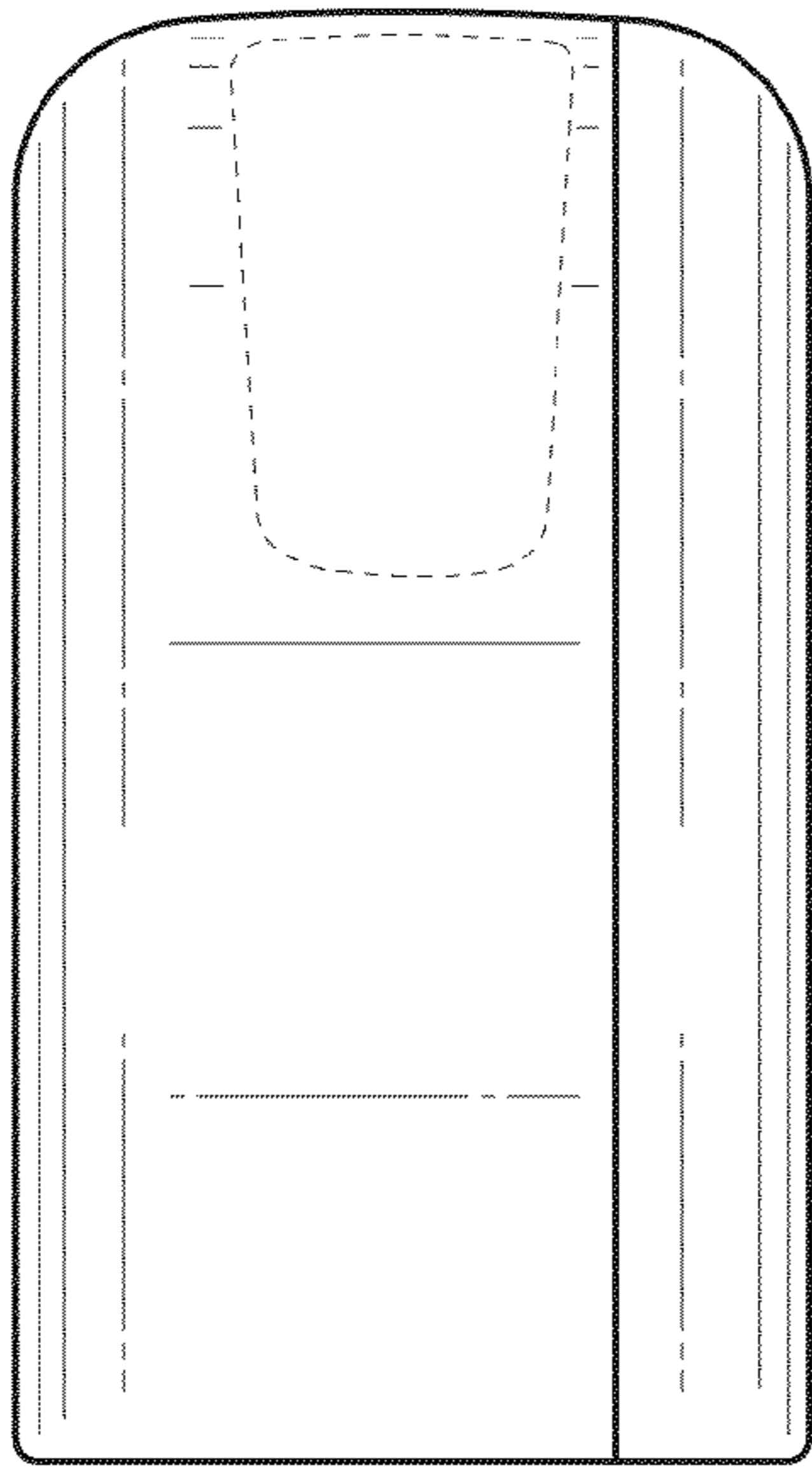


Fig. 3




Fig. 4

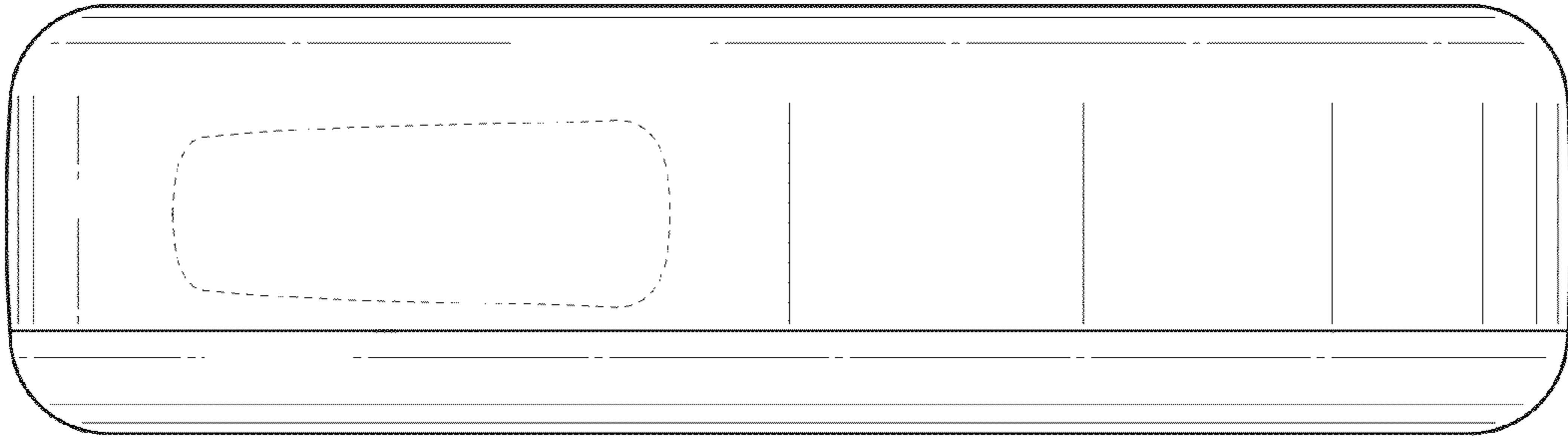


Fig. 5




Fig. 6