



US00D714753S

(12) **United States Design Patent**
Lee et al.

(10) **Patent No.:** **US D714,753 S**
(45) **Date of Patent:** **** Oct. 7, 2014**

(54) **GATEWAY TERMINAL**

(75) Inventors: **Sang Yoon Lee**, Anyang-si (KR); **In Hyeuk Choi**, Seoul (KR); **Chin Soo Hyon**, Seoul (KR); **Sang Moon Jeong**, Seongnam-si (KR); **Hyun Jin Lim**, Seoul (KR)

(73) Assignee: **LG Electronics Inc.**, Seoul (KR)

(**) Term: **14 Years**

(21) Appl. No.: **29/423,758**

(22) Filed: **Jun. 5, 2012**

(30) **Foreign Application Priority Data**

Dec. 16, 2011 (KR) 30-2011-0053885

(51) **LOC (10) Cl.** **14-03**

(52) **U.S. Cl.**
USPC **D14/140**

(58) **Field of Classification Search**
CPC H04W 4/00; G06F 1/26; H04B 1/38
USPC D14/140, 130, 140.3, 150, 142, 356,
D14/358, 233, 240, 242, 300, 348, 388, 433,
D14/140.7-140.9; D13/184, 199, 110,
D13/137.2, 137.1-137.3; 360/69;
379/220.1, 220.14, 25, 93.09, 900,
379/338, 329, 433.12; 381/124; 607/36
See application file for complete search history.

(56) **References Cited**

U.S. PATENT DOCUMENTS

D346,606 S * 5/1994 Harris et al. D14/242
D484,497 S * 12/2003 Alviar et al. D14/240

D535,651 S * 1/2007 Wong et al. D14/240
D562,813 S * 2/2008 Storti et al. D14/240
D575,775 S * 8/2008 Sekine D14/242
D579,931 S * 11/2008 Chang D14/242
D603,834 S * 11/2009 Lyman et al. D14/155
D604,725 S * 11/2009 Chen D14/240
D619,571 S * 7/2010 Lee D14/242
D662,472 S * 6/2012 Tien D13/110
D666,968 S * 9/2012 Huang D13/110
D669,029 S * 10/2012 Huang D13/110
D693,798 S * 11/2013 Chuang et al. D14/240

* cited by examiner

Primary Examiner — Thomas Johannes

Assistant Examiner — Holly E Thurman

(74) *Attorney, Agent, or Firm* — Morgan, Lewis & Bockius LLP

(57) **CLAIM**

We claim the ornamental design for a gateway terminal, as shown and described.

DESCRIPTION

FIG. 1 is a perspective view of a gateway terminal showing our new design;
FIG. 2 is a front elevation view thereof;
FIG. 3 is a rear elevation view thereof;
FIG. 4 is a left-side elevation view, spatially analogous to FIG. 5 thereof;
FIG. 5 is a right-side elevation view thereof;
FIG. 6 is a top plan view thereof; and,
FIG. 7 is a bottom plan view thereof.
The broken line portions of the drawings are included to show unclaimed subject matter and form no part of the claimed design.

1 Claim, 5 Drawing Sheets

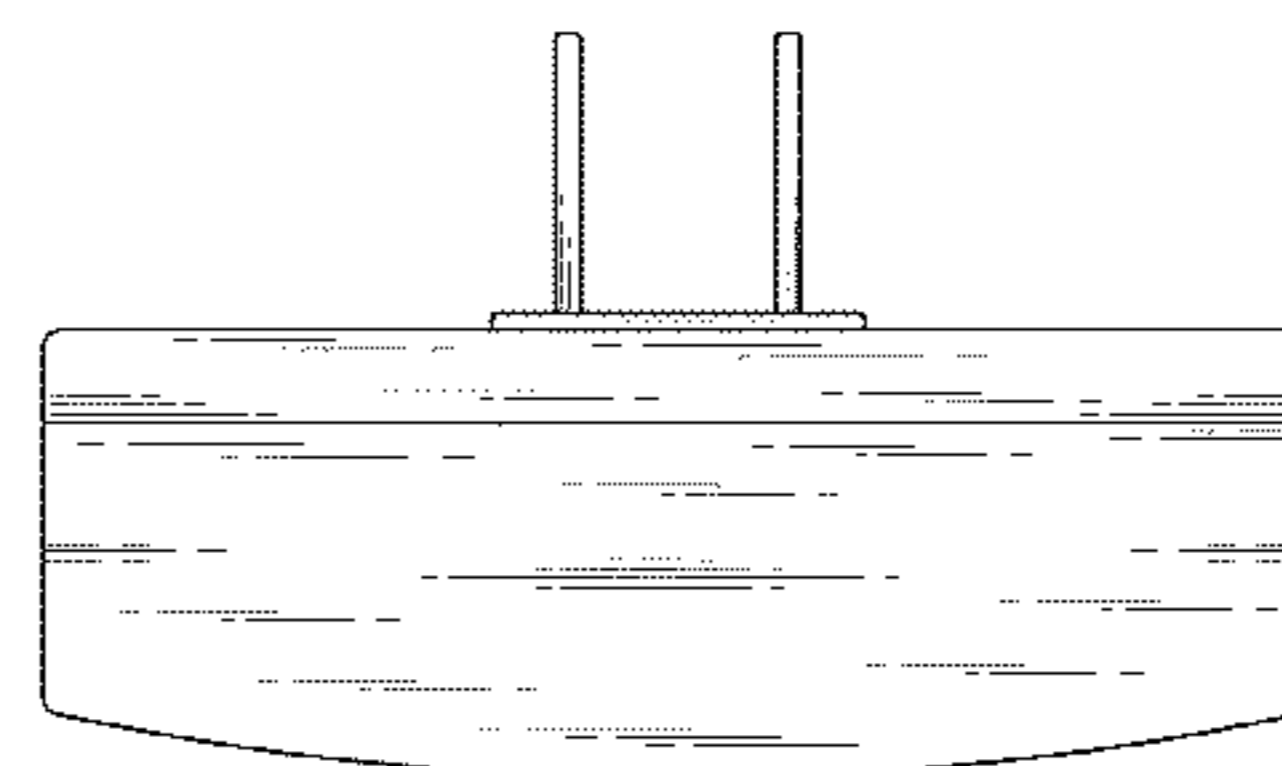
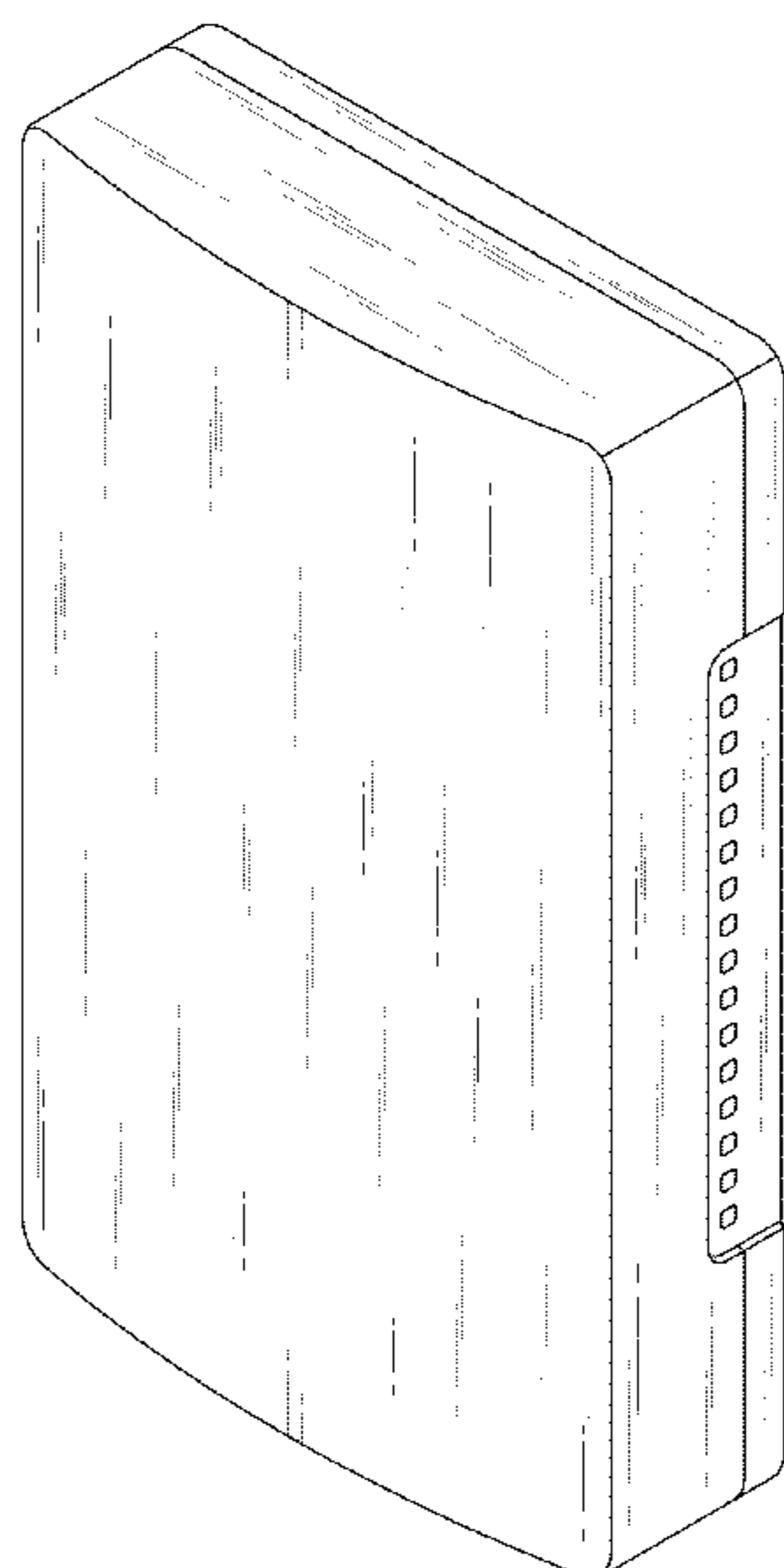


FIG. 1




FIG. 2




FIG. 3

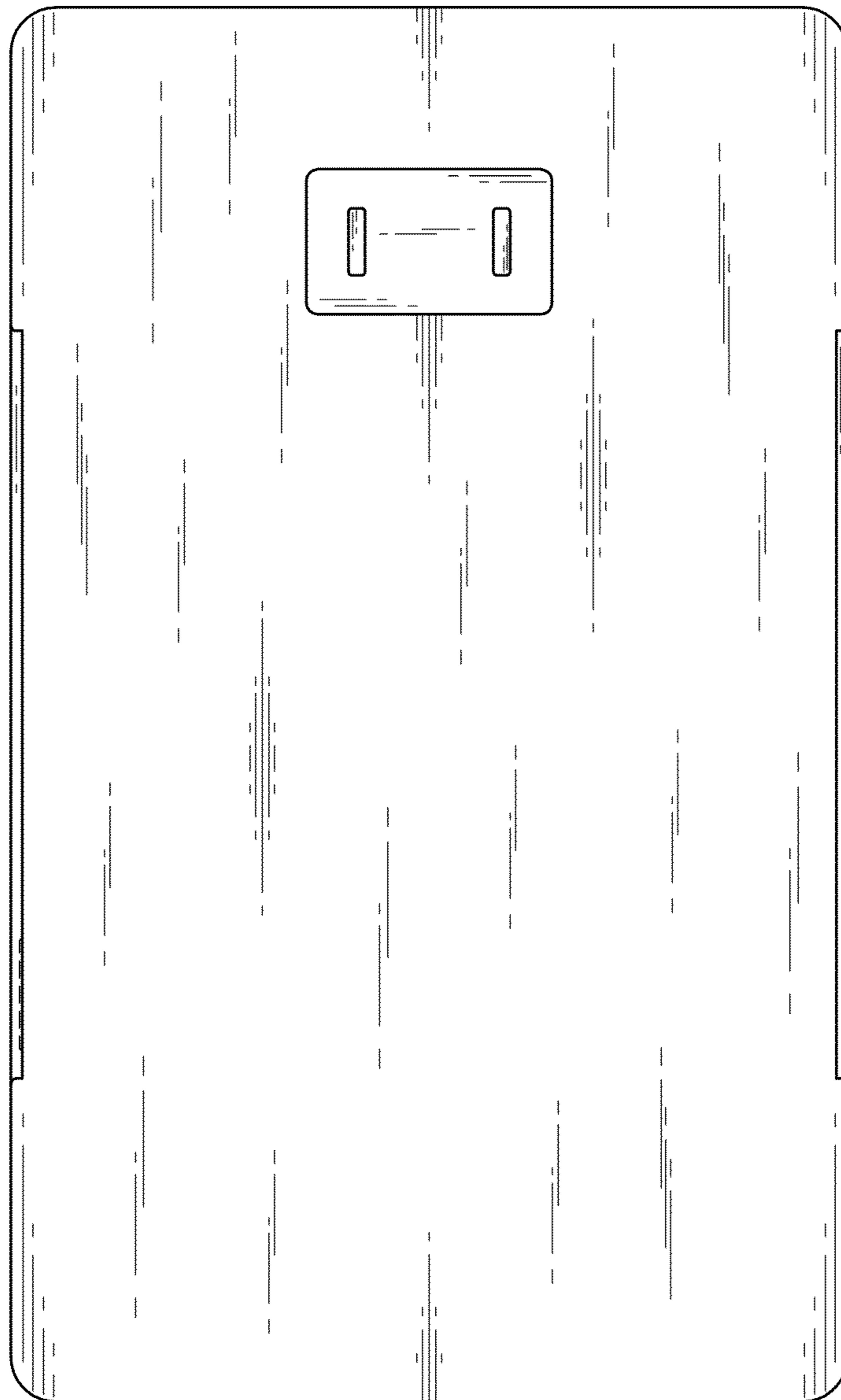


FIG. 4




FIG. 5

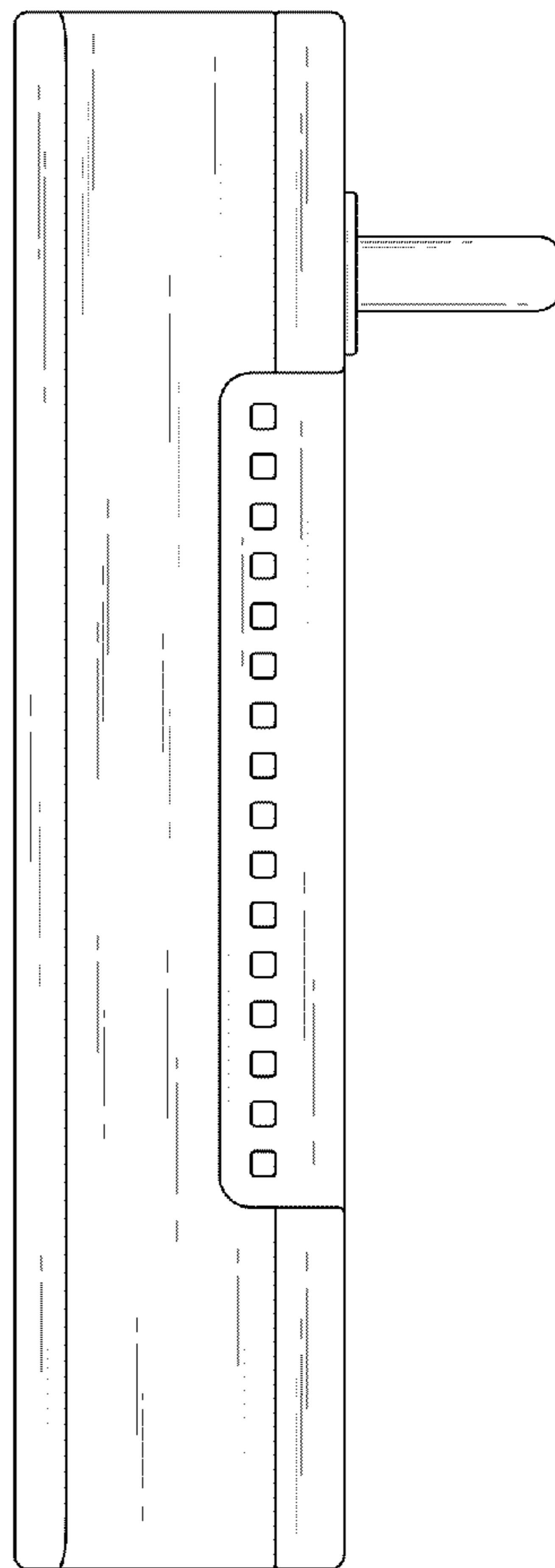


FIG. 6

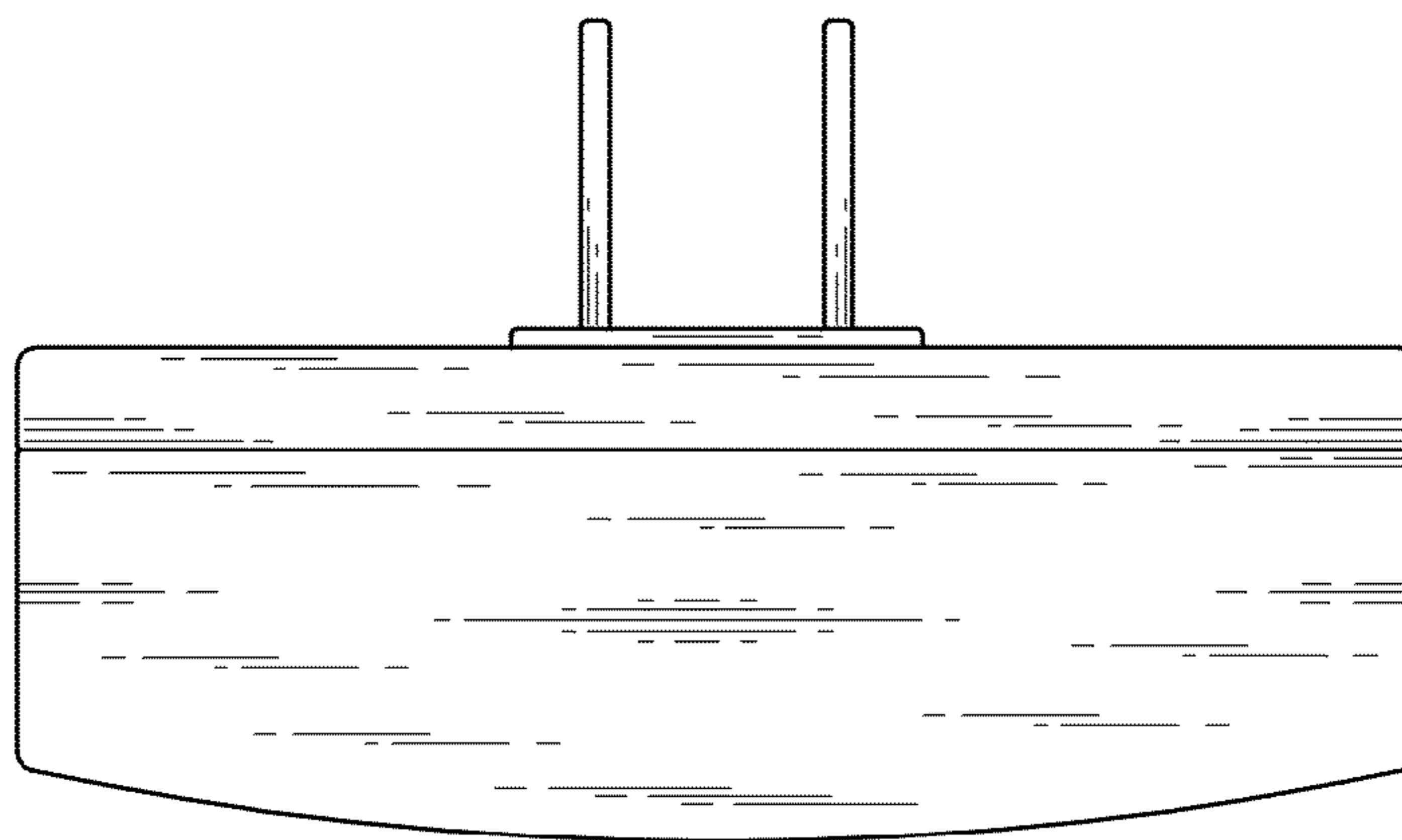


FIG. 7

