



US00D714749S

(12) **United States Design Patent**
Park et al.

(10) **Patent No.:** **US D714,749 S**
(45) **Date of Patent:** **** Oct. 7, 2014**

(54) **TELEVISION RECEIVER**

(71) Applicant: **Samsung Electronics Co., Ltd.**,
Suwon-si (KR)
(72) Inventors: **Jin-Su Park**, Seoul (KR); **Eui-Seok Kim**,
Sungnam-Si (KR); **Sang-Young Lee**, Gwangmyeong-Si (KR)
(73) Assignee: **Samsung Electronics Co., Ltd.**,
Suwon-si (KR)

(**) Term: **14 Years**

(21) Appl. No.: **29/481,690**

(22) Filed: **Feb. 10, 2014**

Related U.S. Application Data

(63) Continuation of application No. 29/450,404, filed on
Mar. 18, 2013, now Pat. No. Des. 702,199.

(30) **Foreign Application Priority Data**

Oct. 23, 2012 (KR) 30-2012-0050385

(51) **LOC (10) Cl.** **14-03**

(52) **U.S. Cl.**
USPC **D14/126; D14/239**

(58) **Field of Classification Search**
CPC F16M 11/10; F16M 13/03
USPC D14/125-134, 239, 371, 136, 374-377,
D14/440, 450, 448, 336, 342, 159; 312/7.2;
348/836, 838, 180, 184, 325, 739;
248/917-924, 465; 345/104, 133, 156,
345/168, 87, 173; D21/329, 515, 577, 622,
D21/333, 433, 448, 452, 450, 331, 505;
D10/15, 26; 446/484, 175, 356;
D6/477, 479, 300

See application file for complete search history.

(56) **References Cited**

U.S. PATENT DOCUMENTS

| | | | |
|----------------|---------|-----------------|---------|
| D457,864 S | 5/2002 | Bong et al. | |
| D483,726 S | 12/2003 | Teng et al. | |
| 6,918,562 B2 * | 7/2005 | Lee et al. | 248/130 |
| D508,055 S * | 8/2005 | Lo | D14/451 |
| D509,198 S | 9/2005 | Ahn | |
| D513,241 S | 12/2005 | Huang | |
| D525,603 S | 7/2006 | Williams | |
| D548,206 S | 8/2007 | Han | |
| D548,228 S | 8/2007 | Tanigawa et al. | |
| D581,378 S | 11/2008 | Chiu | |

(Continued)

Primary Examiner — Raphael Barkai

(74) *Attorney, Agent, or Firm* — NSIP Law

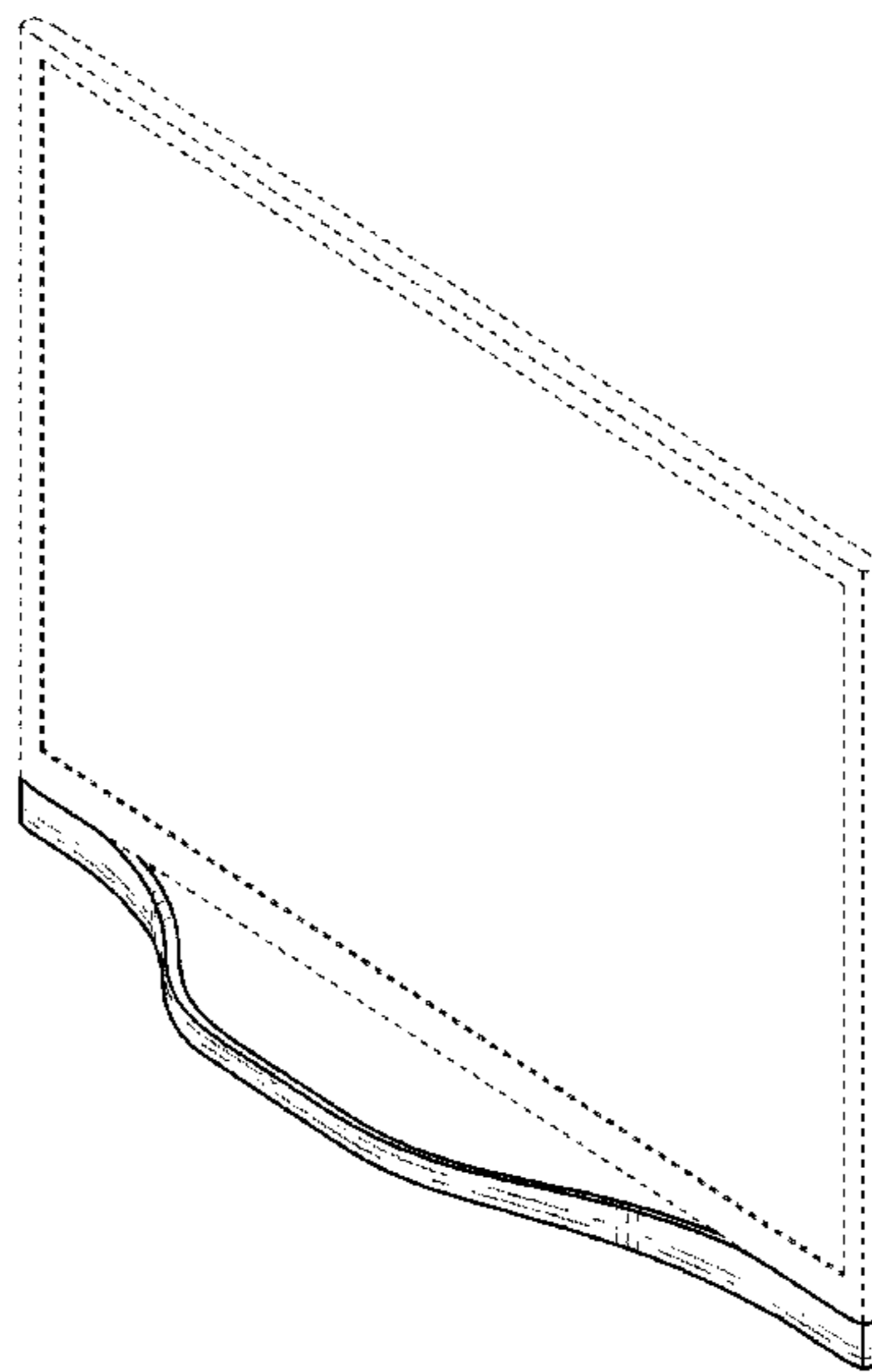
(57) **CLAIM**

The ornamental design for a television receiver, as shown and described.

DESCRIPTION

FIG. 1 is a front perspective view of a television receiver showing our new design;
FIG. 2 is a front view thereof;
FIG. 3 is a rear view thereof;
FIG. 4 is a left-side view thereof;
FIG. 5 is a right-side view thereof;
FIG. 6 is a top view thereof;
FIG. 7 is a bottom view thereof;
FIG. 8 is an enlarged view of the portion encircled in FIG. 5; and,
FIG. 9 is an enlarged view of the portion encircled in FIG. 7. The broken lines in the figures show portions of the television receiver which form no part of the claimed design. The dot-dash lines in the figures represent an unclaimed boundary line and form no part of the claimed design. The dot-dot-dash broken lines encircling portions of the claimed design that are illustrated in enlargements form no part of the claimed design.

1 Claim, 7 Drawing Sheets



(56)

References Cited

U.S. PATENT DOCUMENTS

| | | | | | | | |
|----------------|---------|---------------------|------------|-------------------|---------|------------------|-----------|
| D626,924 S | 11/2010 | Miyaji | | D680,509 S | 4/2013 | Hwangbo et al. | |
| D628,172 S * | 11/2010 | Chien | D14/126 | D680,979 S | 4/2013 | Chen | |
| D639,760 S | 6/2011 | Tierney et al. | | D682,232 S * | 5/2013 | Lee et al. | D14/126 |
| D648,296 S | 11/2011 | Lee et al. | | D686,585 S * | 7/2013 | Yoon et al. | D14/126 |
| D652,811 S | 1/2012 | Kim et al. | | D691,102 S | 10/2013 | Park et al. | |
| 8,120,897 B2 * | 2/2012 | Vanduyt et al. | 361/679.22 | D691,977 S * | 10/2013 | Lee et al. | D14/126 |
| D659,661 S | 5/2012 | Lim et al. | | D695,700 S | 12/2013 | Seong | |
| D661,271 S | 6/2012 | Hwangbo et al. | | D699,699 S | 2/2014 | Park et al. | |
| D661,272 S | 6/2012 | Kim et al. | | D699,713 S | 2/2014 | Seong | |
| D666,165 S | 8/2012 | Kim et al. | | 8,640,306 B2 * | 2/2014 | Hirota | 16/334 |
| D671,084 S | 11/2012 | Kim et al. | | D701,186 S | 3/2014 | Kim | |
| D675,175 S | 1/2013 | Kim et al. | | D701,844 S | 4/2014 | Han | |
| | | | | D702,199 S | 4/2014 | Park et al. | |
| | | | | 2004/0155166 A1 * | 8/2004 | Kim | 248/291.1 |

* cited by examiner

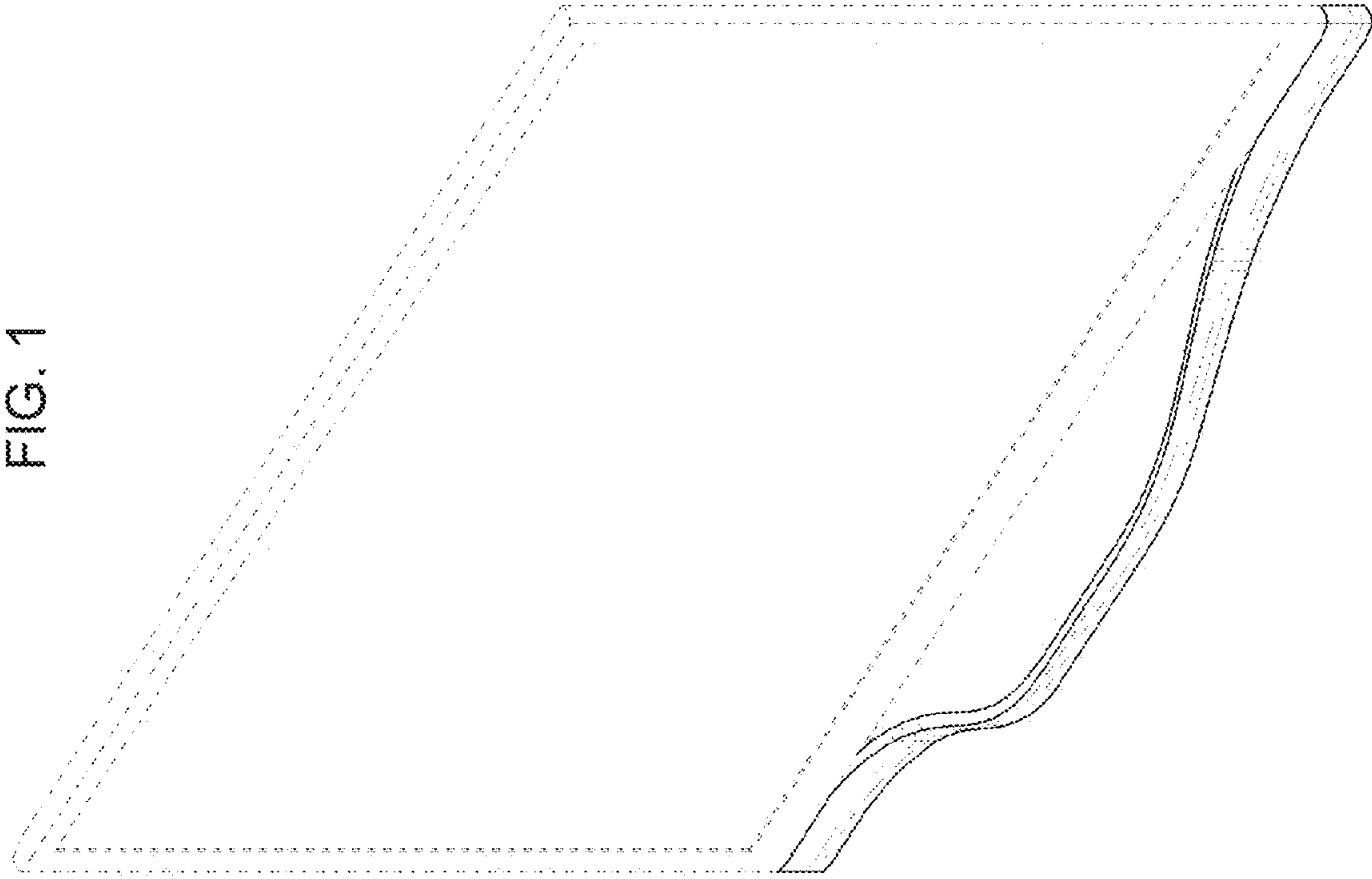


FIG. 1

FIG. 2




FIG. 3




FIG. 5




FIG. 4




FIG. 6




FIG. 7




FIG. 8

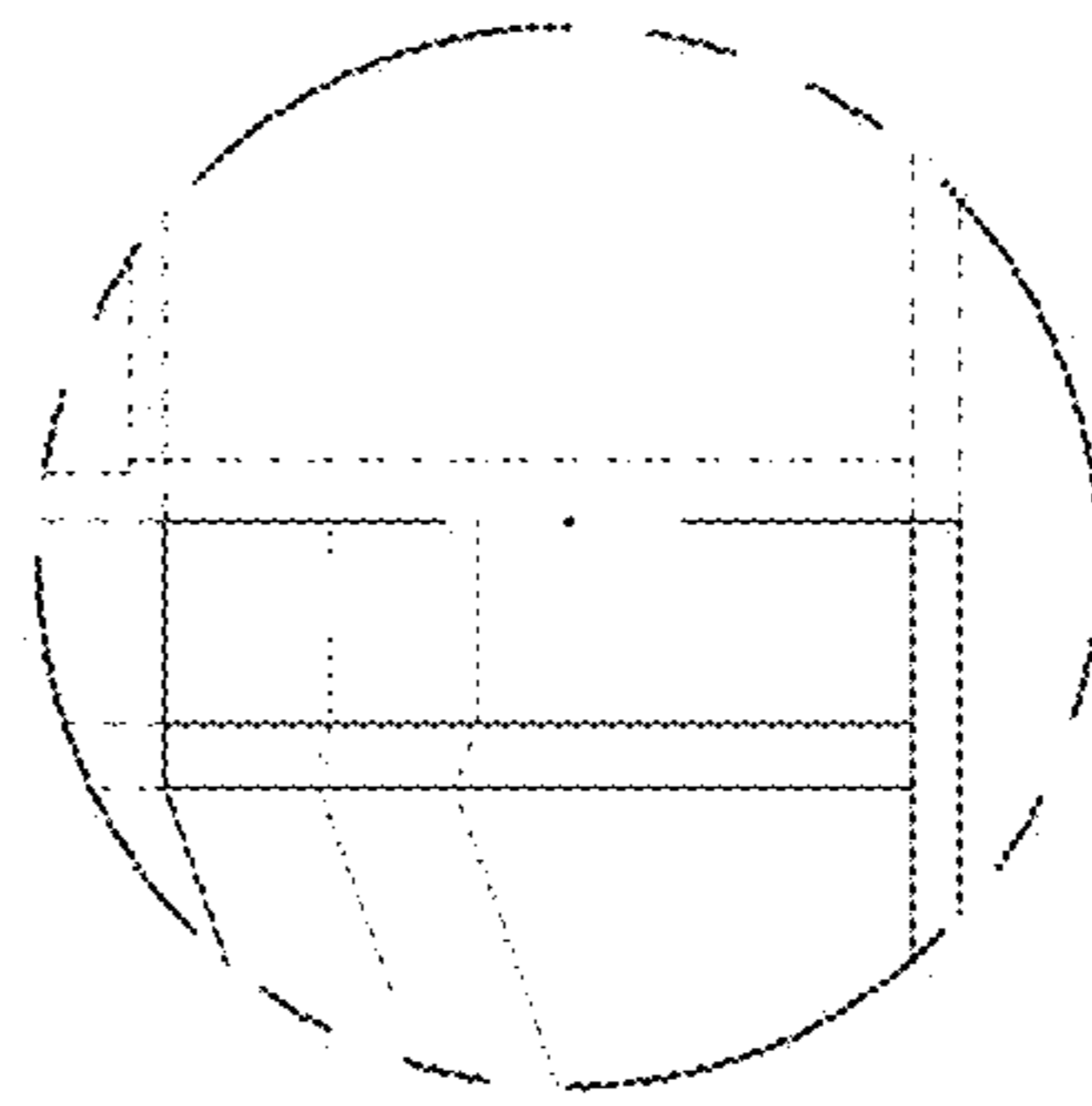


FIG. 9

