



US00D714738S

(12) **United States Design Patent**
Hu et al.

(10) **Patent No.:** **US D714,738 S**
(45) **Date of Patent:** **** Oct. 7, 2014**

(54) **REMOTE-CONTROLLER**
(71) Applicant: **Hisense Electric Co., Ltd.**, Qingdao (CN)
(72) Inventors: **Minna Hu**, Qingdao (CN); **Shulong Cui**, Qingdao (CN)
(73) Assignee: **Hisense Electric Co., Ltd.**, Qingdao, Shan Dong Province (CN)

D492,937 S *	7/2004	Ng et al.	D13/168
D527,375 S *	8/2006	Flora et al.	D14/218
D549,666 S *	8/2007	Tan et al.	D13/168
D594,850 S *	6/2009	Yan	D14/218
D603,351 S *	11/2009	Badarello	D13/168
D631,027 S *	1/2011	Li	D14/138 AA
D649,531 S *	11/2011	Dawson et al.	D14/218
D673,934 S *	1/2013	Shin et al.	D14/218
D695,238 S *	12/2013	Diehl et al.	D13/168
2014/0049696 A1 *	2/2014	Sirpal et al.	348/734

(**) Term: **14 Years**
(21) Appl. No.: **29/465,647**

* cited by examiner
Primary Examiner — Selina Sikder
(74) *Attorney, Agent, or Firm* — Cheng-Ju Chiang

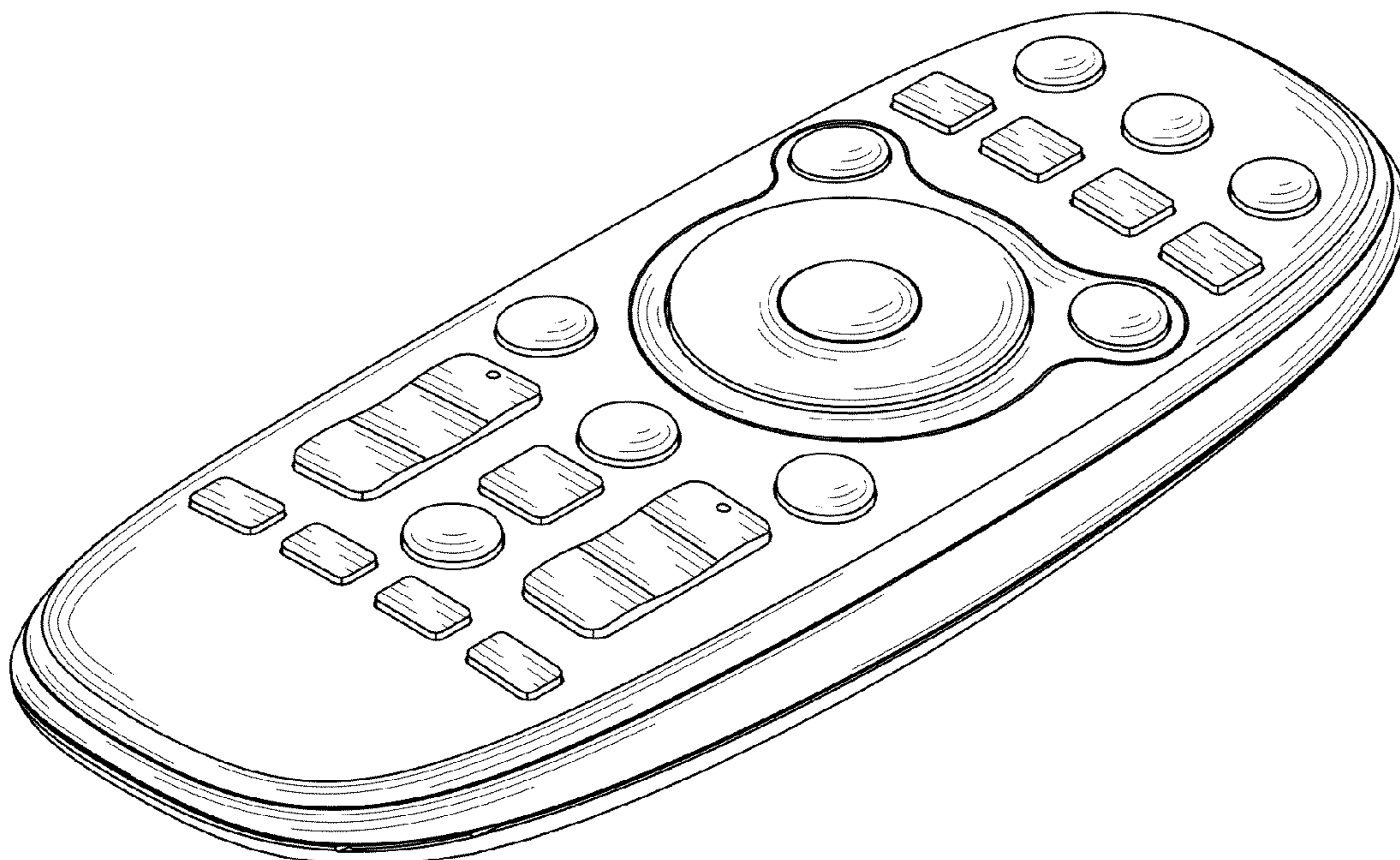
(22) Filed: **Aug. 29, 2013**
(51) **LOC (10) Cl.** **14-03**
(52) **U.S. Cl.**
USPC **D13/168**
(58) **Field of Classification Search**
USPC D13/168; D14/218, 138 R; 340/4.3, 340/4.42, 12.22, 12.23, 12.24, 12.29, 12.3, 340/12.55, 13.2, 13.21, 13.24; 341/176; 345/169; 348/734; 455/352; 700/17, 700/65, 83, 278
See application file for complete search history.

(57) **CLAIM**
The ornamental design for a remote-controller, as shown and described.

(56) **References Cited**
U.S. PATENT DOCUMENTS
D381,634 S * 7/1997 Yanku D13/168
D485,546 S * 1/2004 Olson et al. D14/218

DESCRIPTION
FIG. 1 is a bottom front perspective view of a “remote-controller” showing our new design;
FIG. 2 is a front view thereof;
FIG. 3 is a rear view thereof;
FIG. 4 is a left side view thereof;
FIG. 5 is a right side view thereof;
FIG. 6 is a top plan view thereof; and,
FIG. 7 is a bottom plan view thereof.

1 Claim, 5 Drawing Sheets



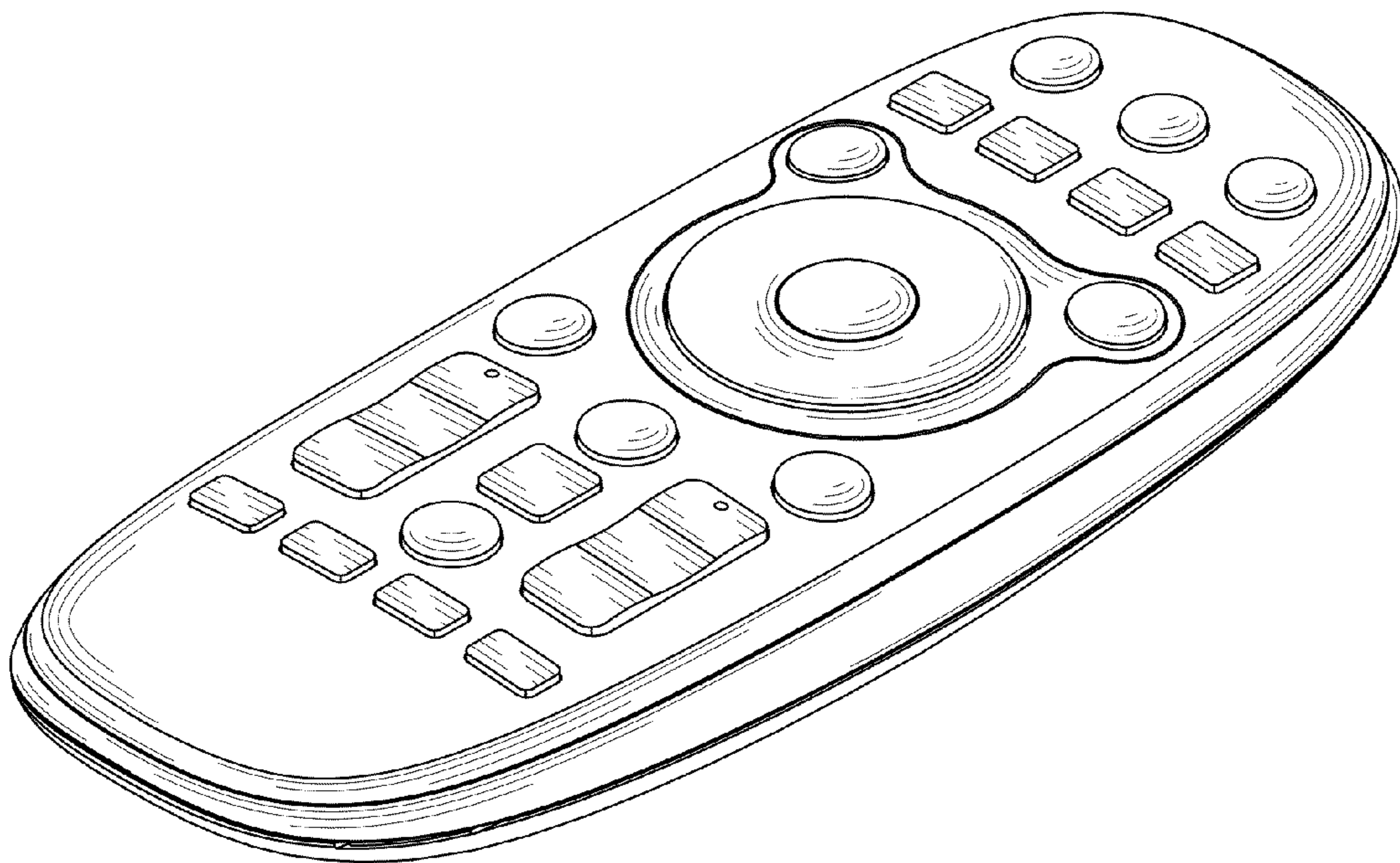


FIG. 1

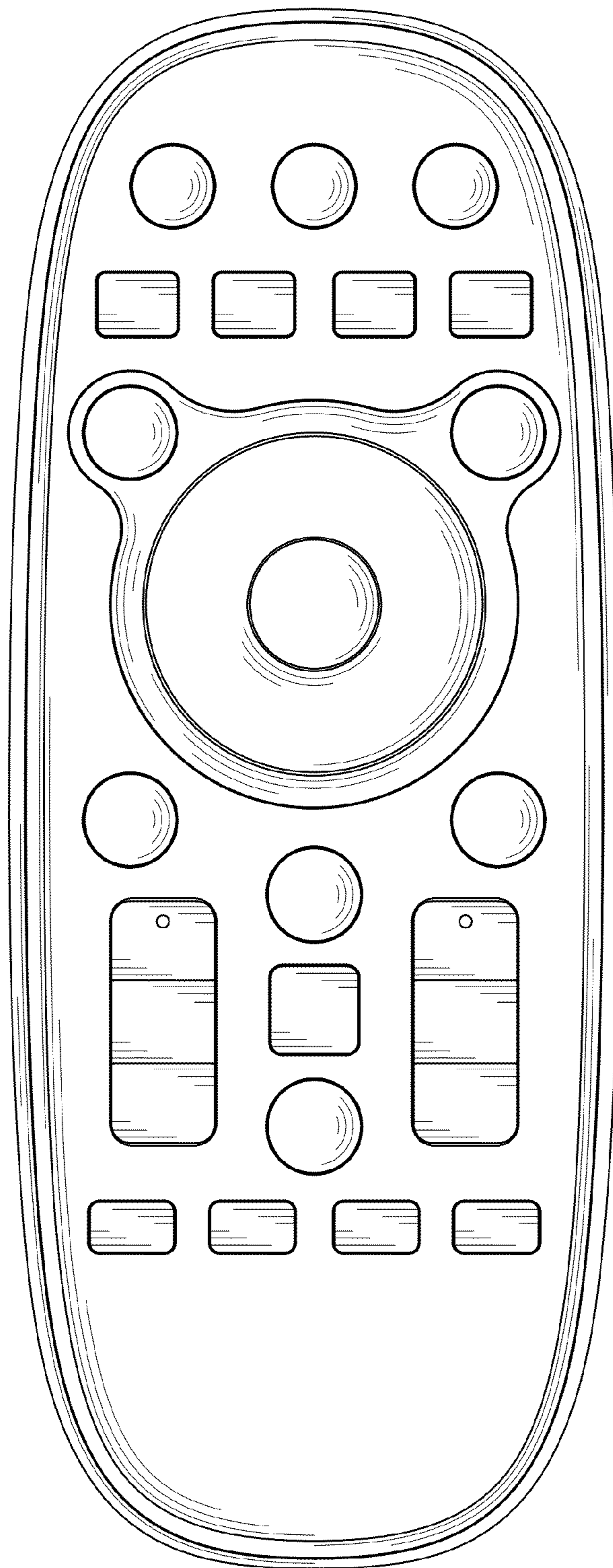


FIG. 2




FIG. 3



FIG. 4

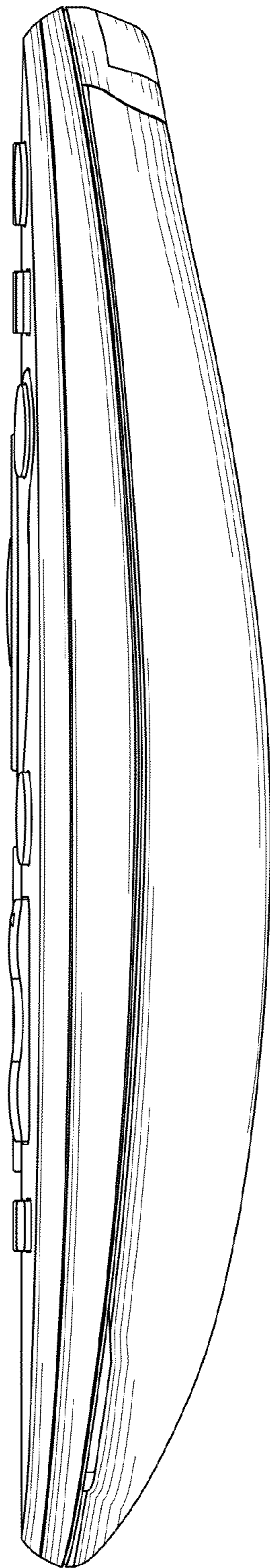


FIG. 5

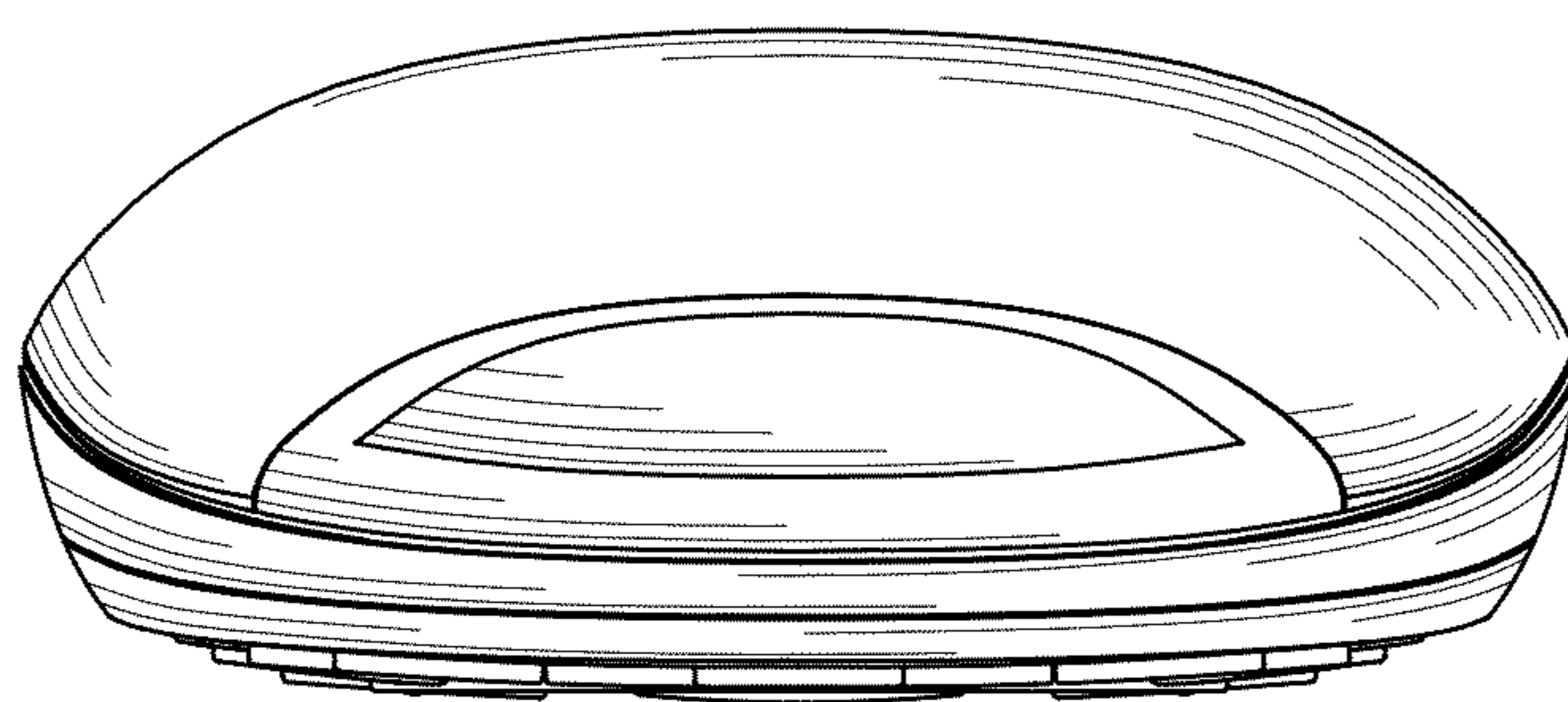


FIG. 6

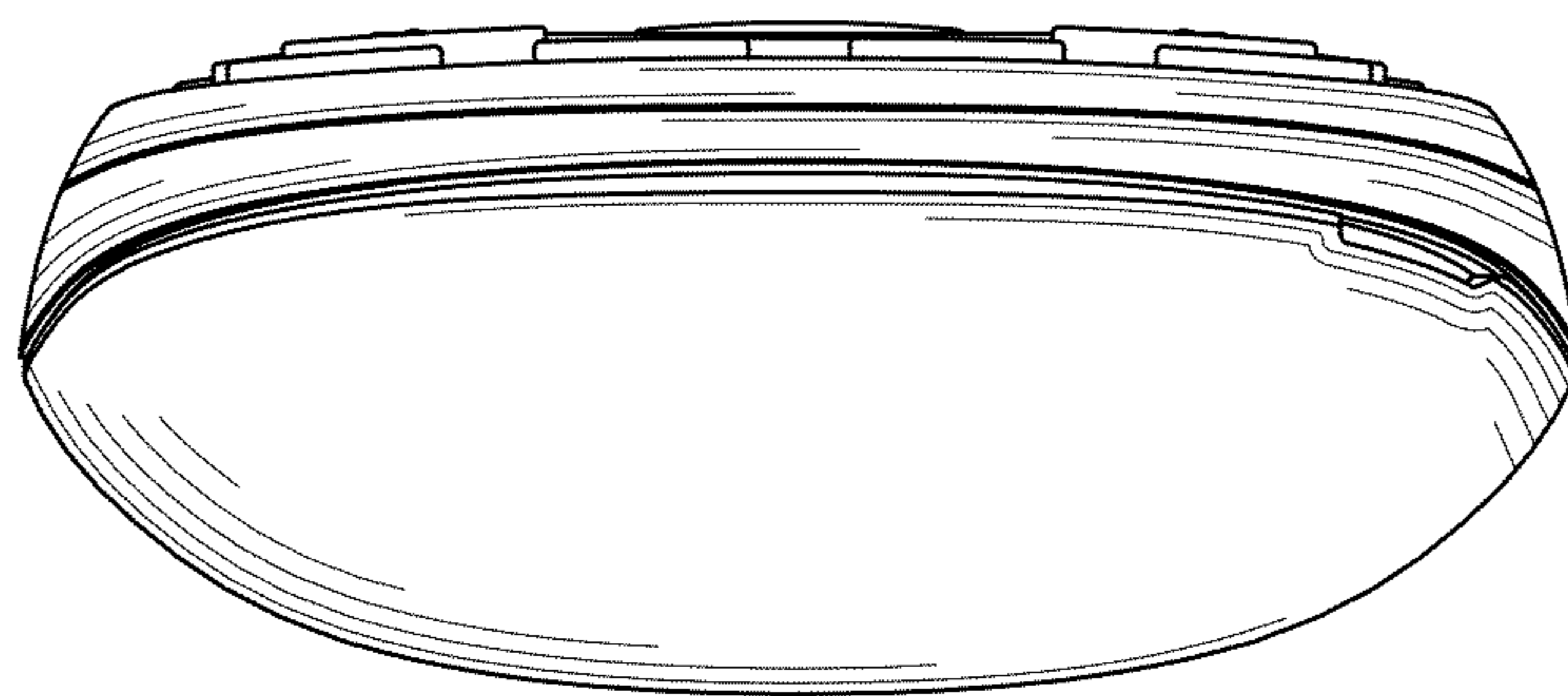


FIG. 7