



US00D714722S

(12) **United States Design Patent**
Miller

(10) **Patent No.:** **US D714,722 S**

(45) **Date of Patent:** **** Oct. 7, 2014**

(54) **TOOL BATTERY INTERFACE**

(75) Inventor: **William Stuart Miller**, Anderson, SC
(US)

(73) Assignee: **Techtronic Outdoor Products**
Technology Limited, Hamilton (BM)

(**) Term: **14 Years**

(21) Appl. No.: **29/417,200**

(22) Filed: **Mar. 30, 2012**

(51) **LOC (10) Cl.** **13-02**

(52) **U.S. Cl.**
USPC **D13/120; D13/107; D8/68**

(58) **Field of Classification Search**
CPC H02J 7/0045; H01R 31/06
USPC D13/103-109, 110-116, 118-122;
320/110-113; 429/96-100, 163,
429/175-176, 187; D8/61-70
See application file for complete search history.

(56) **References Cited**

U.S. PATENT DOCUMENTS

6,057,608	A *	5/2000	Bailey et al.	307/43
D501,823	S *	2/2005	Johnson et al.	D13/107
D545,759	S *	7/2007	Ino et al.	D13/103
D549,060	S *	8/2007	Kavovit et al.	D8/68
D568,239	S *	5/2008	Okada et al.	D13/103
D613,142	S *	4/2010	Aglassinger	D8/70
D657,307	S *	4/2012	Zhao	D13/103

D685,730	S *	7/2013	Hamm et al.	D13/103
D698,312	S *	1/2014	Miller	D13/119
2005/0153596	A1 *	7/2005	VanWambeke et al.	439/500
2007/0257638	A1 *	11/2007	Amend et al.	320/112
2012/0256590	A1 *	10/2012	Hamano et al.	429/100
2013/0154565	A1 *	6/2013	Sakai et al.	320/113

* cited by examiner

Primary Examiner — Susan Bennett Hattan

Assistant Examiner — Brett Miller

(74) *Attorney, Agent, or Firm* — Michael Best & Friedrich LLP

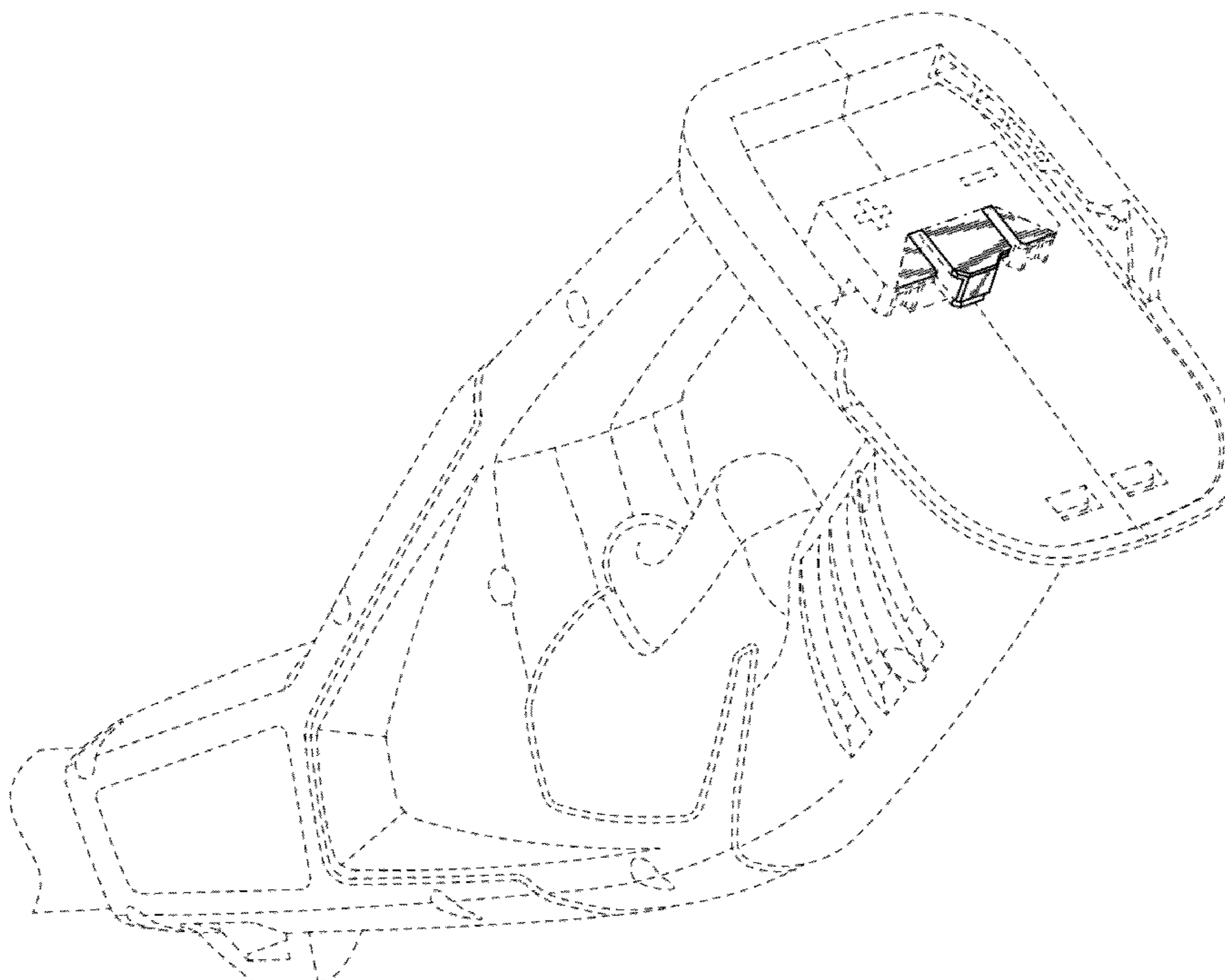
(57) **CLAIM**

I claim the ornamental design for a tool battery interface, as shown.

DESCRIPTION

FIG. 1 is a perspective view of a portion of a tool.
FIG. 2 is a top view of the tool shown in FIG. 1; and,
FIG. 3 is a front perspective view of the tool shown in FIG. 1.
The present application is directed to the shape and contour of the battery interface portion of the design illustrated in the drawings. The broken lines shown in the drawings are included for the purpose of illustrating environmental structure and form no part of the claimed design. The dash-dot-dash lines shown in the drawings are included for the purpose of illustrating boundary lines and form no part of the claimed design.

1 Claim, 3 Drawing Sheets



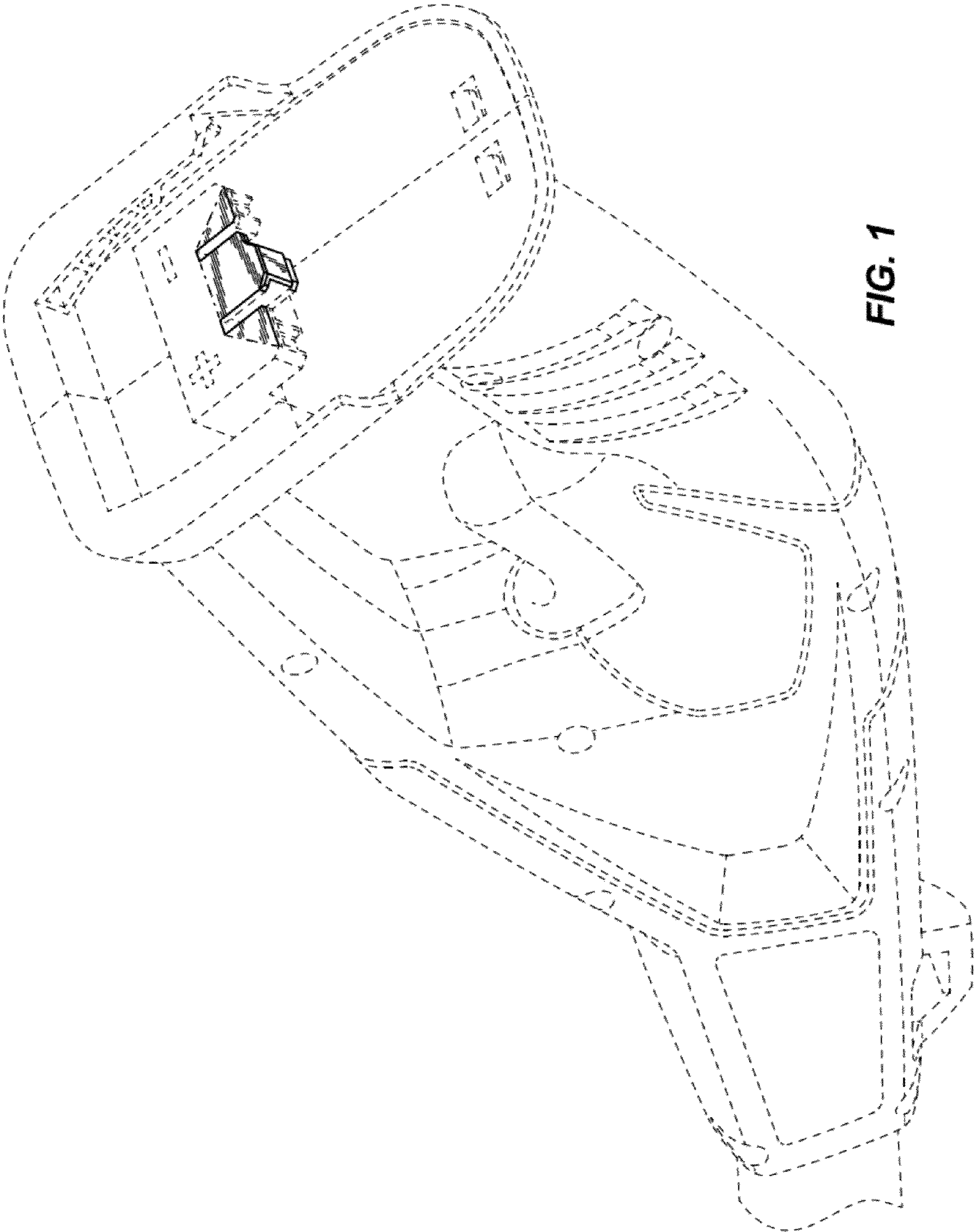


FIG. 1

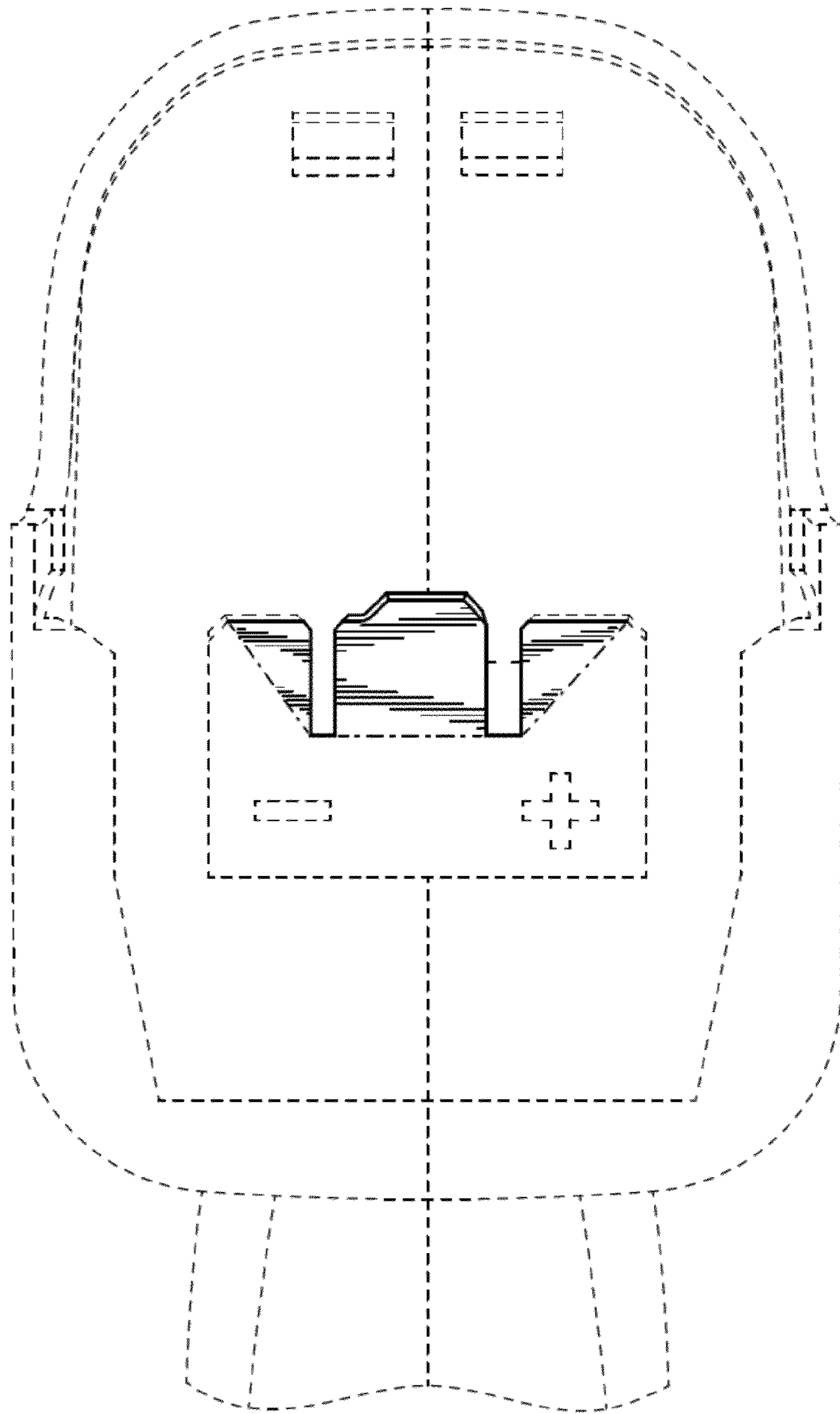


FIG. 2

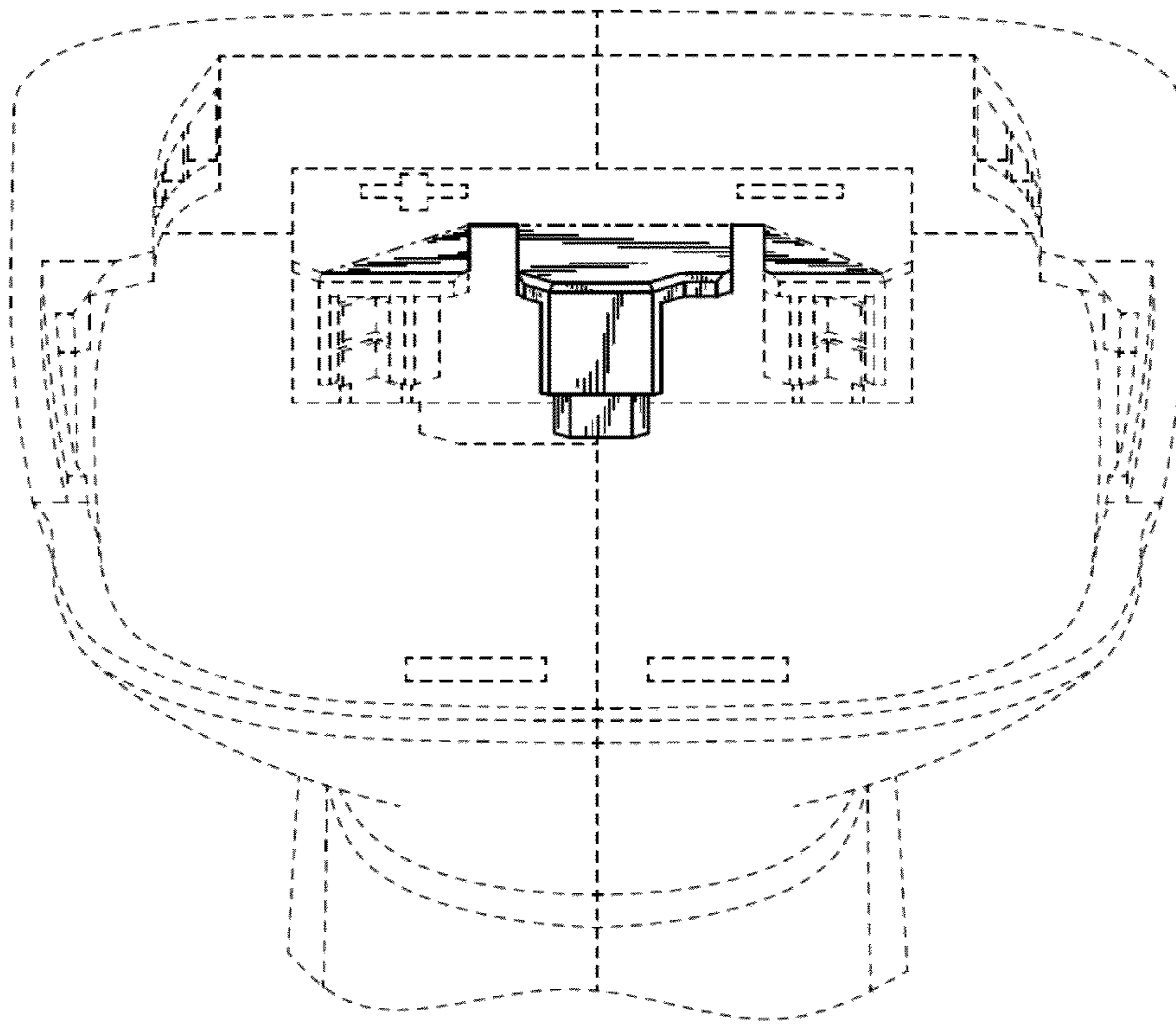


FIG. 3