



US00D714714S

(12) **United States Design Patent**
Teige

(10) **Patent No.:** **US D714,714 S**

(45) **Date of Patent:** **** Oct. 7, 2014**

- (54) **BOW OF A SHIP**
- (71) Applicant: **Oilcraft AS**, Aalesund (NO)
- (72) Inventor: **Stian Teige**, Aalesund (NO)
- (73) Assignee: **Oilcraft AS**, Aalesund (NO)
- (**) Term: **14 Years**

D414,457	S	*	9/1999	Barbier et al.	D12/304
6,058,864	A		5/2000	Mannerfelt		
D536,657	S	*	2/2007	Rohden et al.	D12/300
D555,570	S	*	11/2007	Kamsvag	D12/300
D570,277	S		6/2008	Jackson		
D580,844	S	*	11/2008	Rohden et al.	D12/300
8,096,252	B2		1/2012	Huang		
D657,729	S	*	4/2012	Kleven	D12/300
2009/0288585	A1		11/2009	Mitsui et al.		
2010/0064959	A1		3/2010	Huang		
2013/0065461	A1		3/2013	Pearson et al.		

- (21) Appl. No.: **29/462,275**
- (22) Filed: **Aug. 1, 2013**

Related U.S. Application Data

- (63) Continuation of application No. 29/446,853, filed on Feb. 27, 2013.
- (51) **LOC (10) Cl.** **12-06**
- (52) **U.S. Cl.**
USPC **D12/317**
- (58) **Field of Classification Search**
USPC D12/300-318; 114/39.25, 39.26, 40,
114/41, 61.2, 61.28, 77 R, 79 R, 248, 361,
114/380
See application file for complete search history.

References Cited

U.S. PATENT DOCUMENTS

2,141,180	A	12/1938	Bel Geddes		
3,443,544	A	*	5/1969	Begizov 114/61.28
3,521,590	A	*	7/1970	Alexander et al. 114/41
D221,406	S	*	8/1971	Kimon D12/315
4,625,670	A		12/1986	Igielska	
5,176,092	A	*	1/1993	Czimmek 114/40
5,265,549	A		11/1993	Cernier	
D342,715	S	*	12/1993	Garrett D12/300
5,701,836	A		12/1997	Tsui	
5,787,828	A		8/1998	Barbier et al.	

OTHER PUBLICATIONS

Office Action mailed Jun. 5, 2014, which was issued by U.S. Patent Office in a related U.S. Appl. No. 29/446,853 (13 pages).

* cited by examiner

Primary Examiner — Cynthia M Chin

(74) *Attorney, Agent, or Firm* — Robert P. Michal; Lucas & Mercanti, LLP

(57) **CLAIM**

The ornamental design for a bow of a ship, as shown and described.

DESCRIPTION

FIG. 1 is a right side perspective view of a bow of a ship, the left side perspective view of the bow of the ship being a mirror image of the right side view;

FIG. 2 is the right side view, the left side view being a mirror image of the right side view;

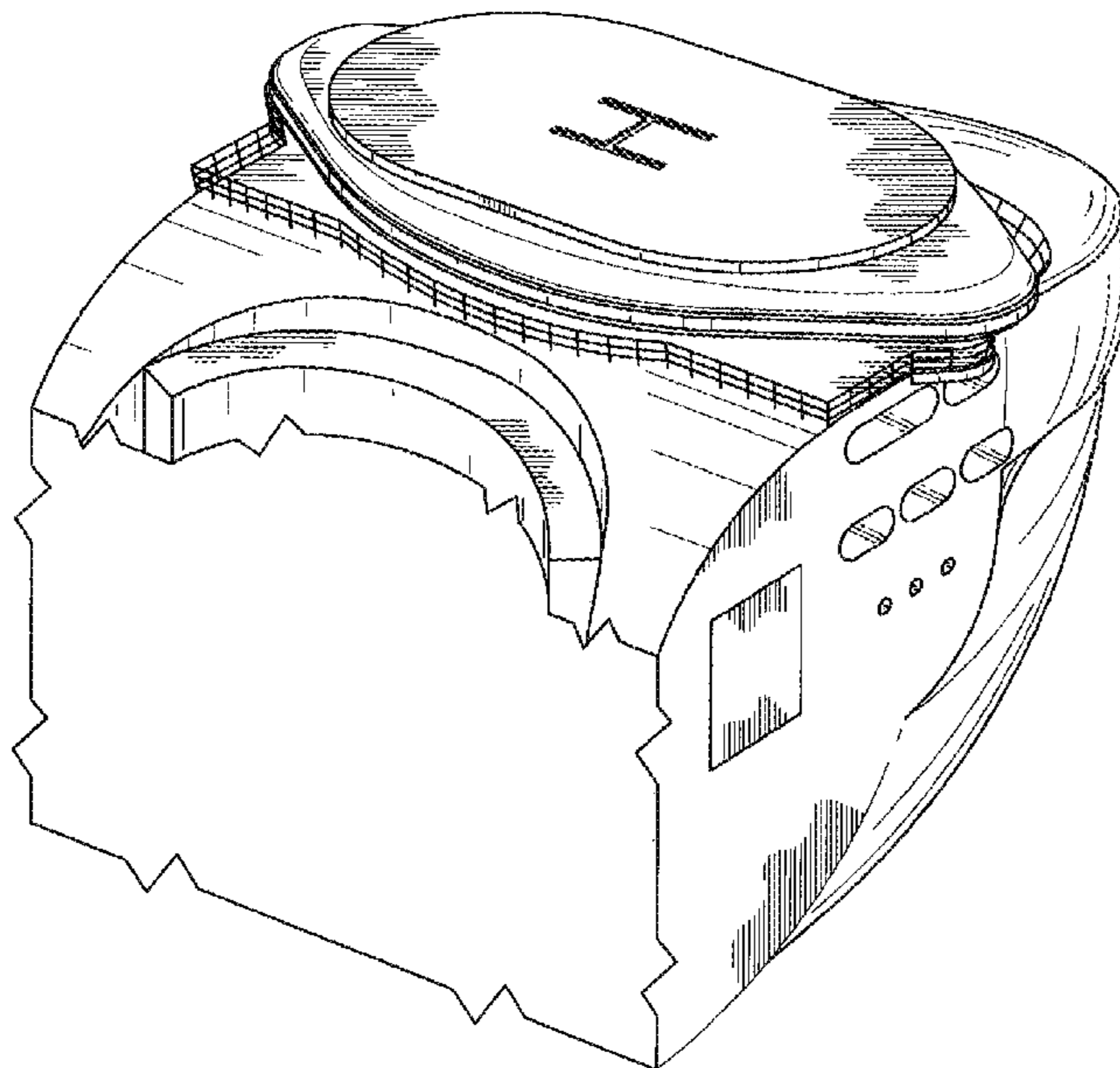
FIG. 3 is a top view of the bow of the ship;

FIG. 4 is a bottom view of the bow of the ship; and,

FIG. 5 is a front view of the bow of the ship.

It will be understood that the dashed or dotted lines presented in the drawings are for illustration only, and do not form a part of the claimed design.

1 Claim, 3 Drawing Sheets



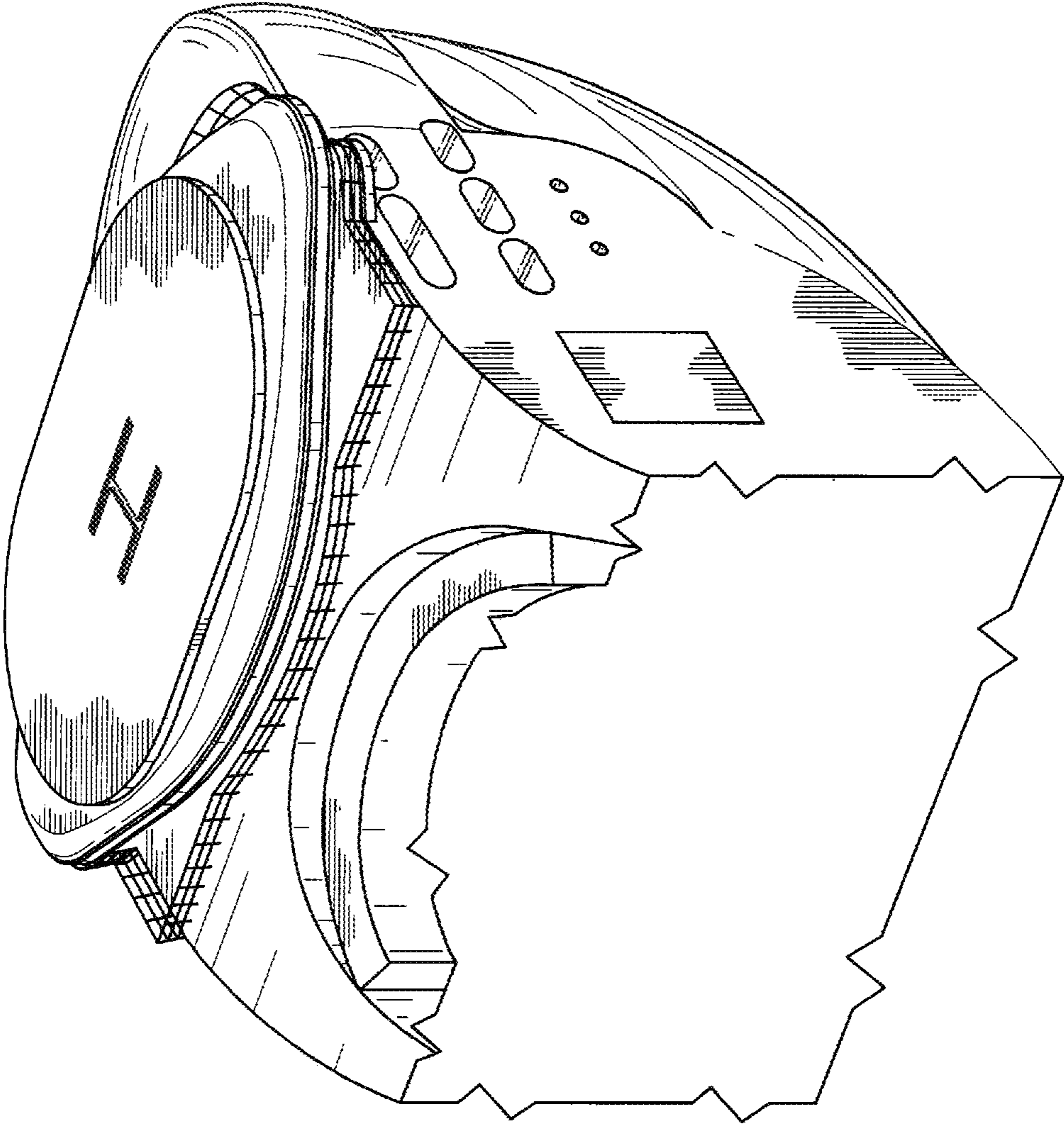


FIG. 1

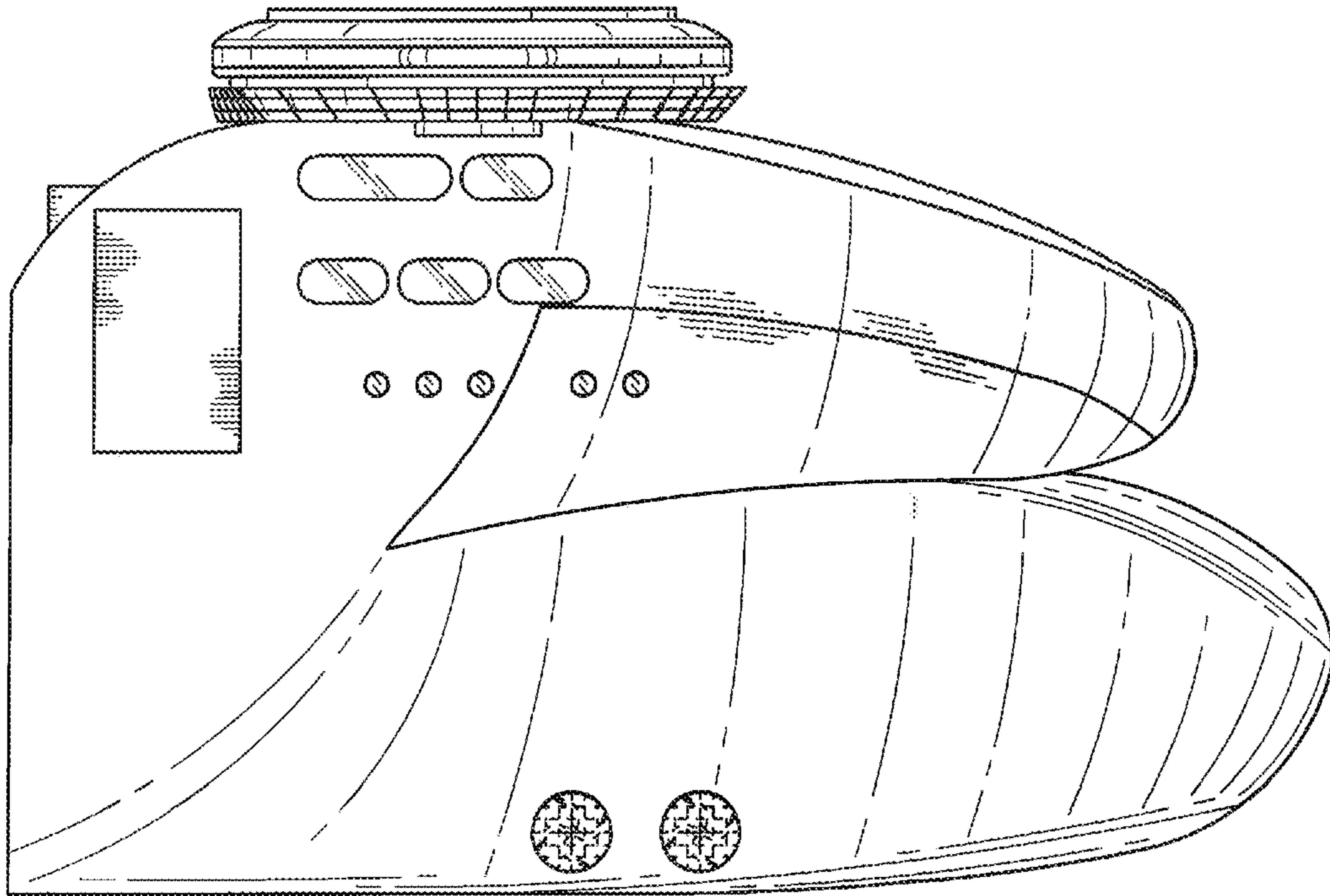


FIG. 2

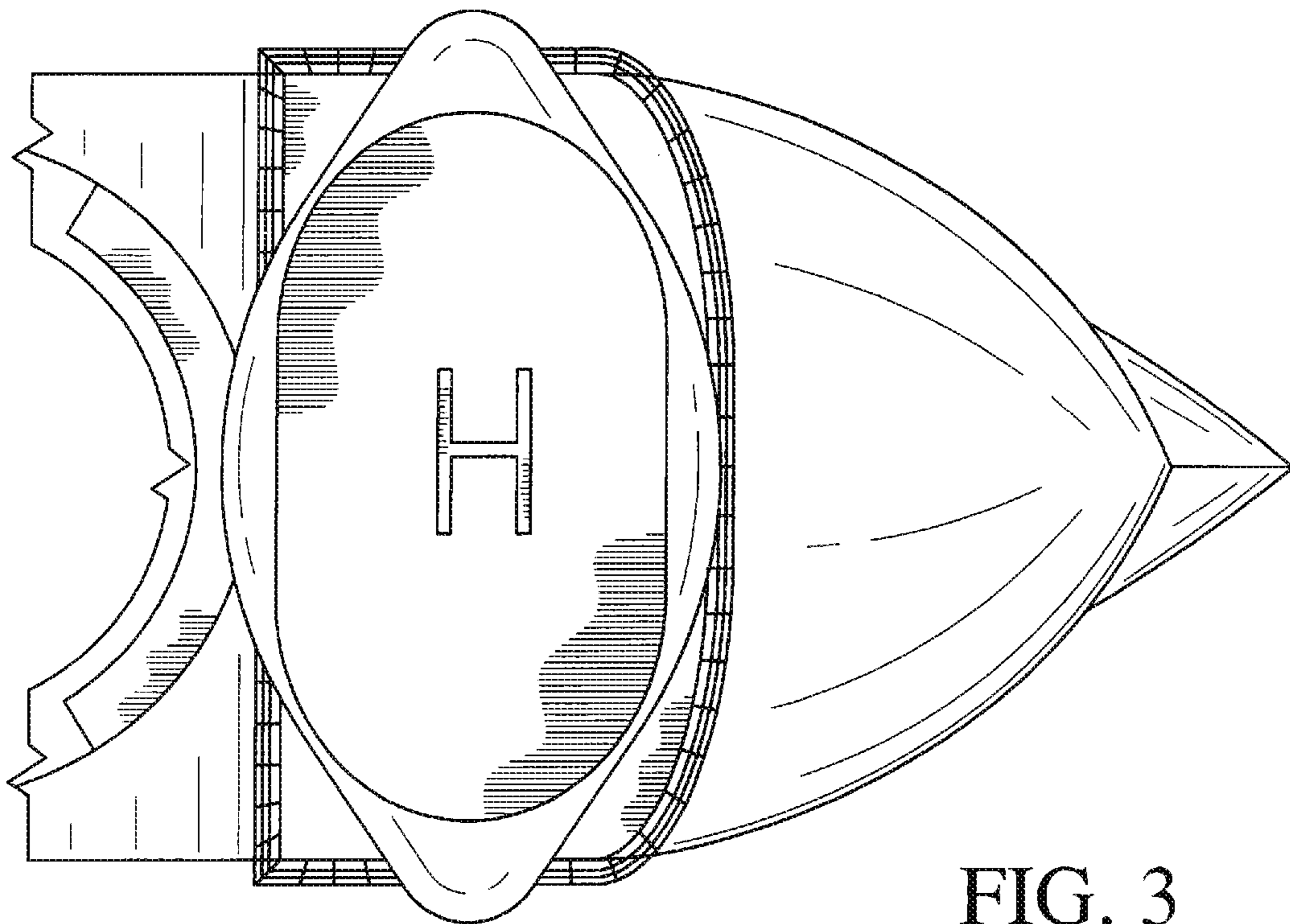


FIG. 3

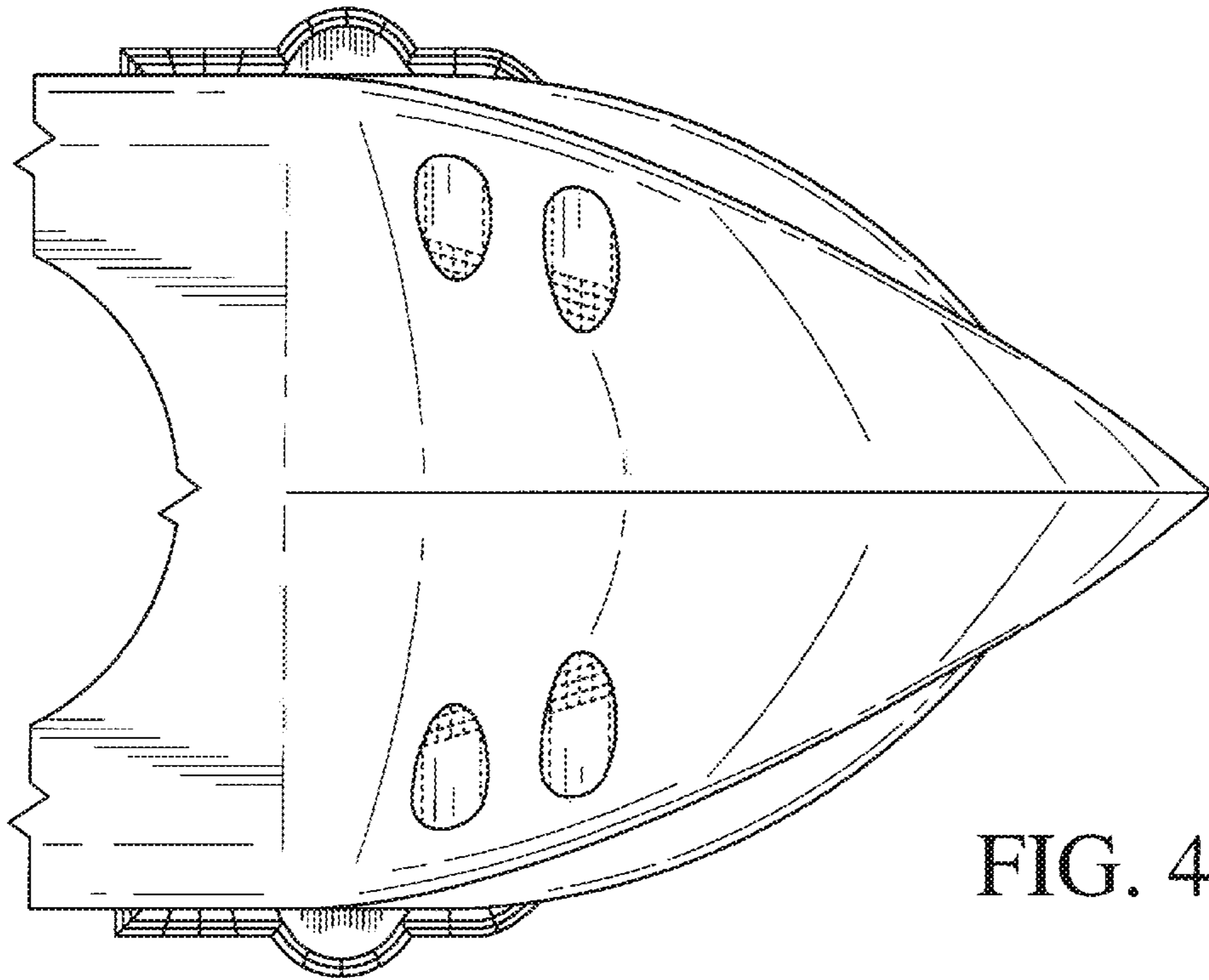


FIG. 4

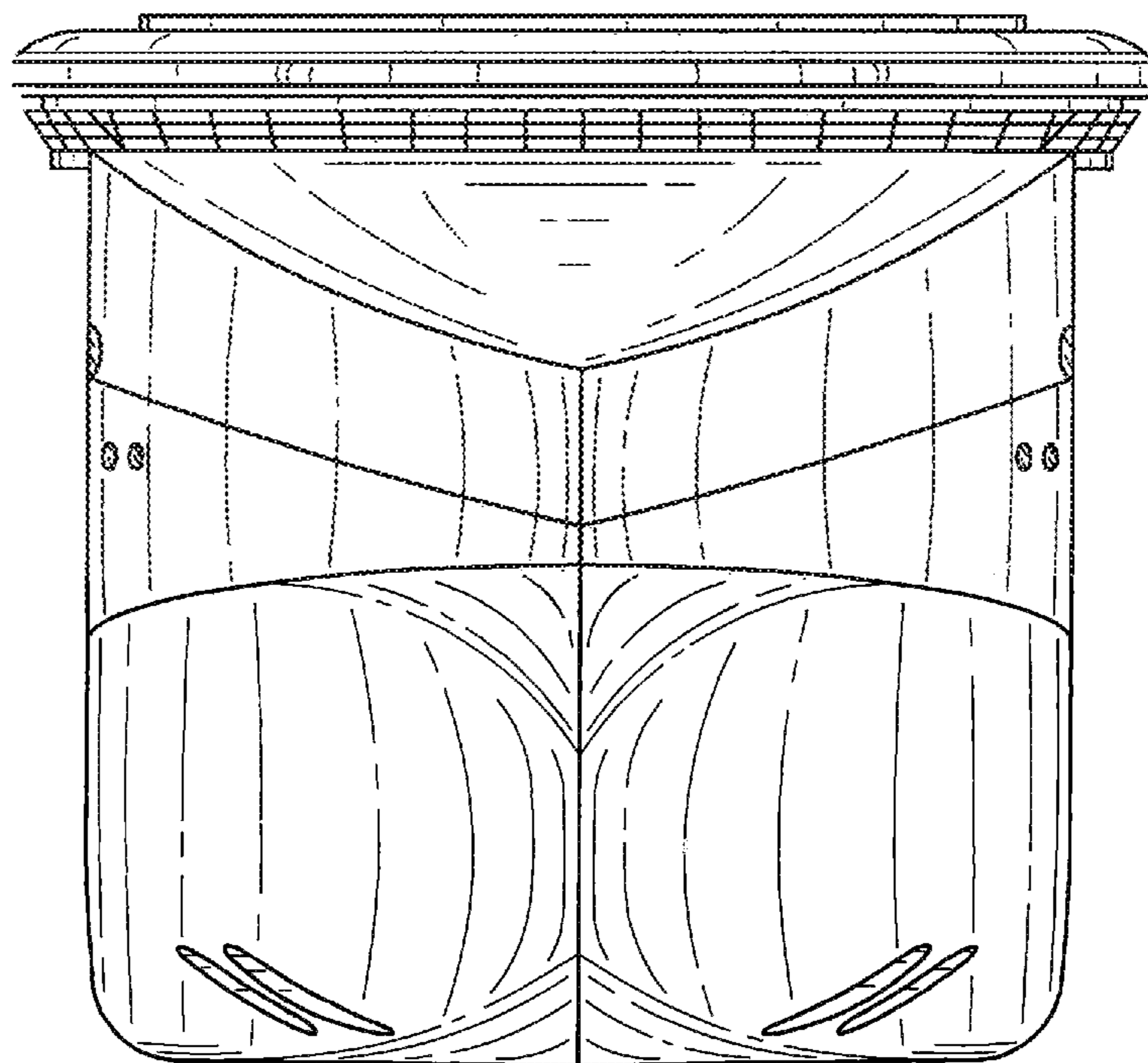


FIG. 5