



US00D714705S

(12) **United States Design Patent**  
**Kong**

(10) **Patent No.:** **US D714,705 S**

(45) **Date of Patent:** **\*\* Oct. 7, 2014**

(54) **WHEEL**

(71) Applicant: **Yee Wan Kong**, Hong Kong (CN)

(72) Inventor: **Yee Wan Kong**, Hong Kong (CN)

(73) Assignee: **Wheel Pros, LLC**, Greenwood Village, CO (US)

(\*\*) Term: **14 Years**

(21) Appl. No.: **29/471,520**

(22) Filed: **Nov. 1, 2013**

(51) **LOC (10) Cl.** ..... **12-16**

(52) **U.S. Cl.**  
USPC ..... **D12/211**

(58) **Field of Classification Search**  
USPC ..... D12/204-213; 301/37.101, 64.101, 65,  
301/64.201  
See application file for complete search history.

(56) **References Cited**

**U.S. PATENT DOCUMENTS**

D267,488 S *	1/1983	Hayashi	.....	D12/211
D360,610 S *	7/1995	Bernoni	.....	D12/211
D419,940 S *	2/2000	Sacco et al.	.....	D12/209
D454,530 S *	3/2002	Hieke	.....	D12/211
D461,756 S *	8/2002	Hieke	.....	D12/211

D462,309 S *	9/2002	Hieke	.....	D12/211
D535,240 S *	1/2007	Chang	.....	D12/211
D609,157 S *	2/2010	Rider et al.	.....	D12/211
D621,321 S *	8/2010	Groom	.....	D12/211
D666,956 S *	9/2012	Hermann et al.	.....	D12/211
D672,701 S *	12/2012	Bildhaeuser et al.	.....	D12/211

\* cited by examiner

*Primary Examiner* — Stacia Cadmus

(74) *Attorney, Agent, or Firm* — Garcia-Zamor IP Law; Ruy M. Garcia-Zamor

(57) **CLAIM**

The ornamental design for a wheel, as shown and described.

**DESCRIPTION**

FIG. 1 is a perspective view of a wheel showing my new design;

FIG. 2 is a front elevational view of the wheel of FIG. 1;


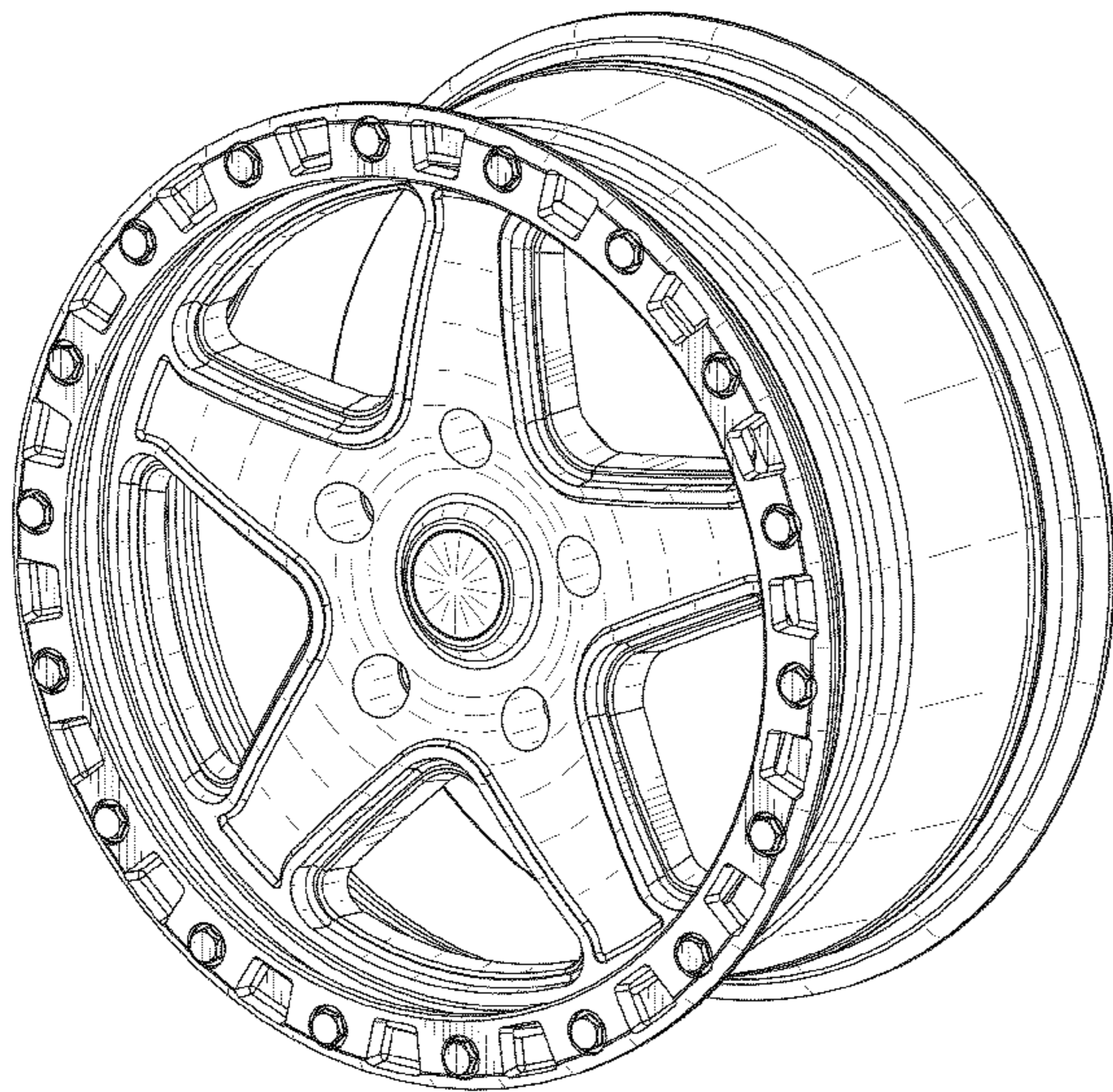
FIG. 3 is a left side elevational view of the wheel of FIG. 1;

FIG. 4 is a right side elevational view of the wheel of FIG. 1;

FIG. 5 is a top plan view of the wheel of FIG. 1; and,

FIG. 6 is a bottom plan view of the wheel of FIG. 1; those features not shown in the views of FIGS. 1-6 are disclaimed as forming no part of the claimed design.

**1 Claim, 5 Drawing Sheets**






FIG. 1




FIG. 2

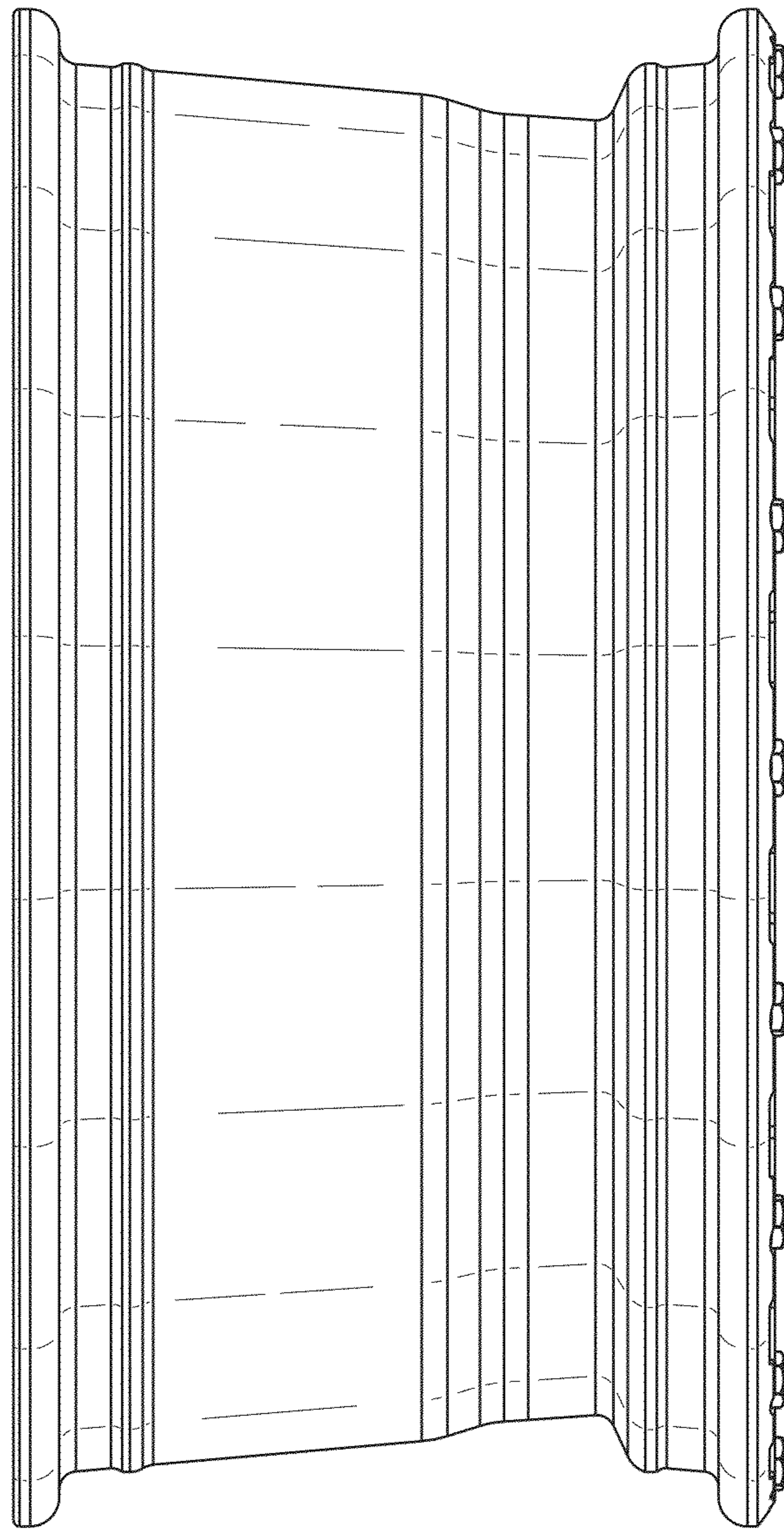


FIG. 3

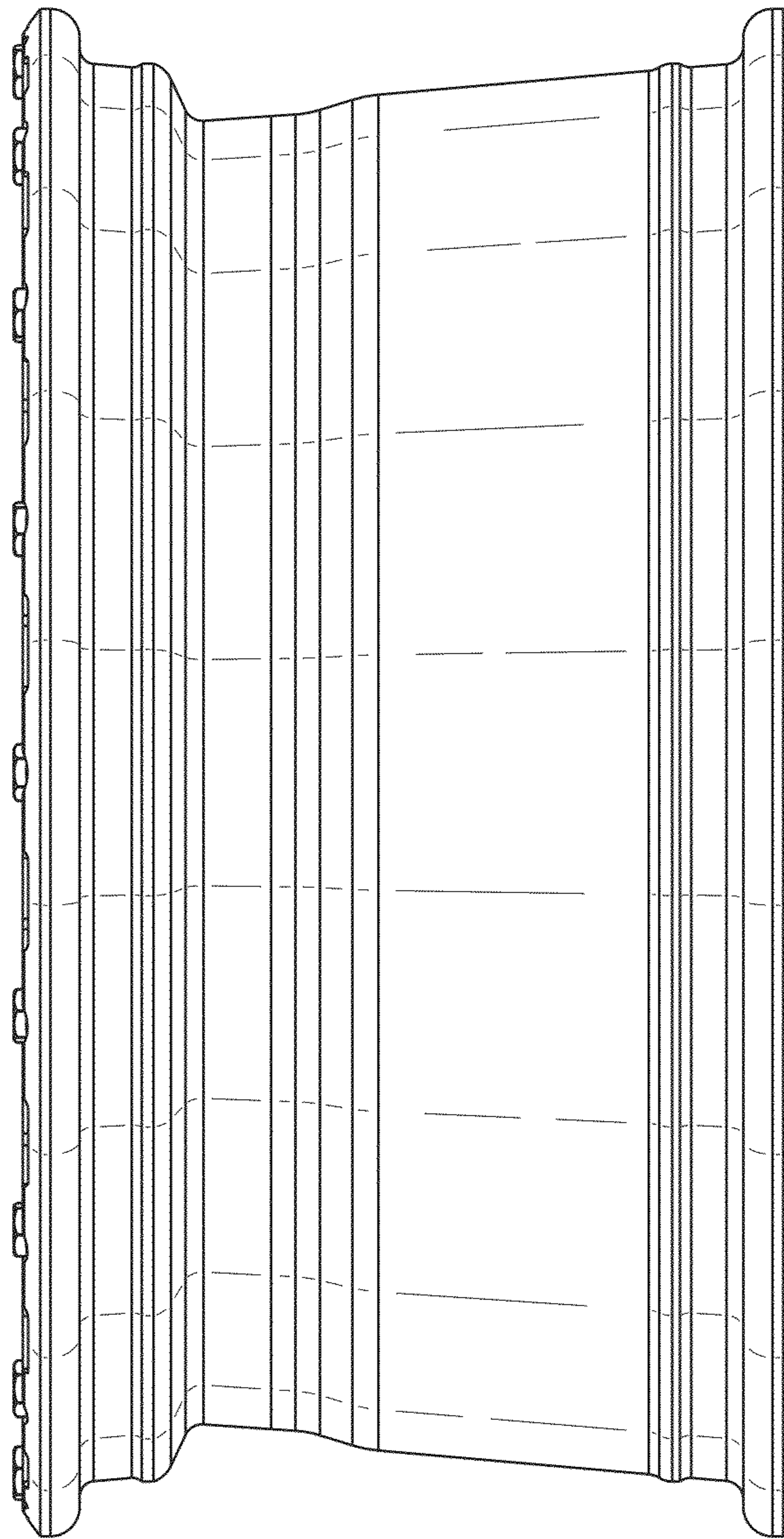


FIG. 4

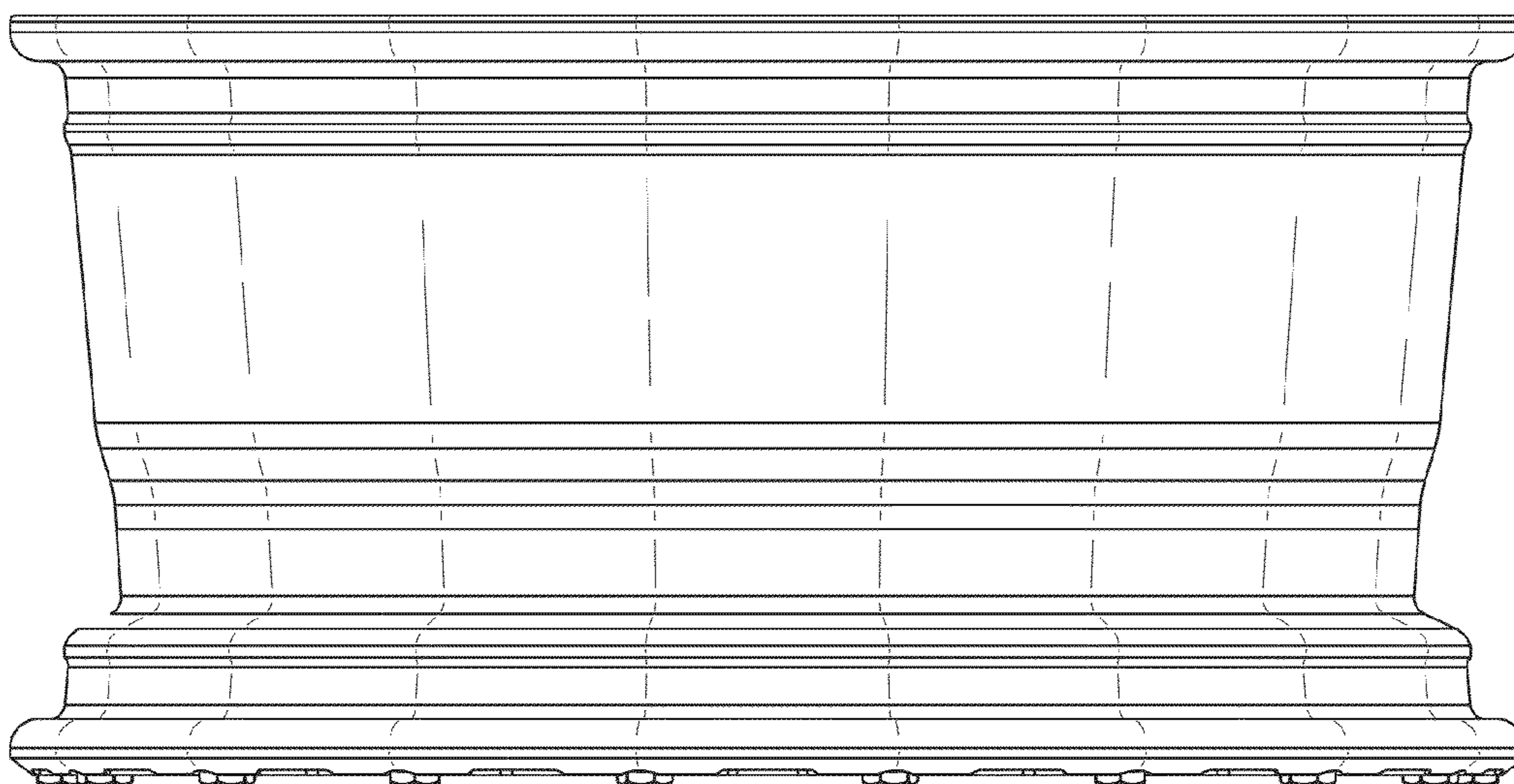


FIG. 5

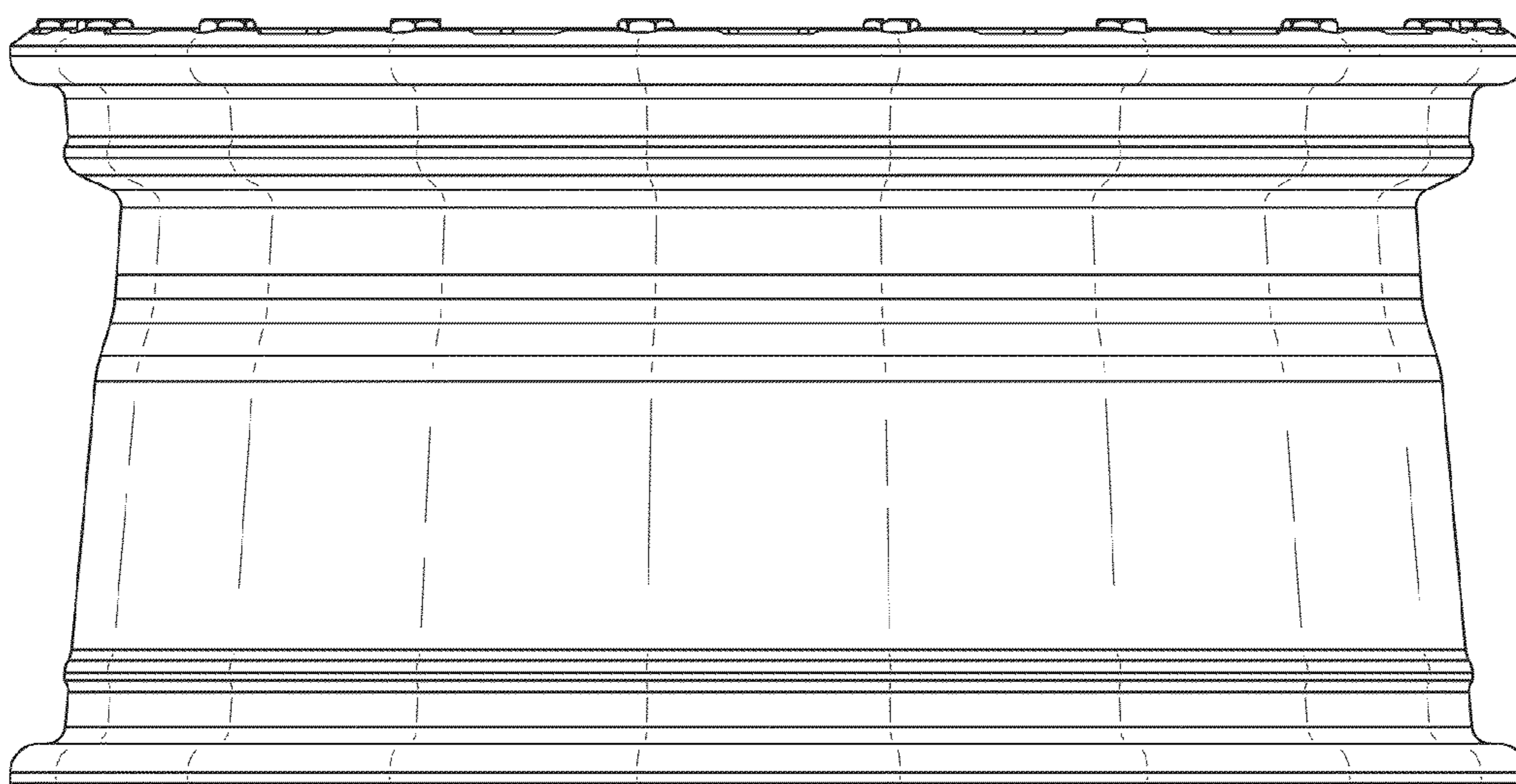


FIG. 6