



US00D714701S

(12) **United States Design Patent**
Mays et al.

(10) **Patent No.:** **US D714,701 S**
(45) **Date of Patent:** **** Oct. 7, 2014**

(54) **VEHICLE REAR DECK LID MOLDING**

(56) **References Cited**

(71) Applicant: **Ford Motor Company**, Dearborn, MI (US)

U.S. PATENT DOCUMENTS

(72) Inventors: **J C. Mays**, Bloomfield Hills, MI (US);
Moray S. Callum, Ann Arbor, MI (US);
Joel Piaskowski, Brighton (AU);
Darrell Behmer, Novi, MI (US); **Kemal Curic**, West Bloomfield, MI (US)

D275,664	S	*	9/1984	Luthe et al.	D12/196
D420,317	S	*	2/2000	Ney	D12/196
D425,003	S	*	5/2000	Gabath	D12/196
D433,981	S	*	11/2000	Davis et al.	D12/196
D541,719	S	*	5/2007	McChesney et al.	D12/196
D556,664	S	*	12/2007	Leclercq	D12/196
D560,584	S	*	1/2008	Tant et al.	D12/196
D596,546	S	*	7/2009	Habib	D12/196
D606,920	S	*	12/2009	Leone	D12/196
D616,475	S	*	5/2010	Slomp et al.	D15/145
2013/0038084	A1	*	2/2013	Kinnanen et al.	296/107.17
2013/0092457	A1	*	4/2013	Wecker et al.	180/2.2
2013/0268163	A1	*	10/2013	Comfort et al.	701/49

(73) Assignee: **Ford Motor Company**, Dearborn, MI (US)

(**) Term: **14 Years**

OTHER PUBLICATIONS

(21) Appl. No.: **29/476,666**

“Trunk Lid Fiberglass With Spoiler And End Caps Fastback 1965-1966.” CJ Pony Parts., Aug. 5, 2013 [online], [retrieved on May 15, 2014]. Retrieved from the Internet <URL: <http://www.cjponyparts.com/maier-racing-fiberglass-spoiler-trunk-lid-with-end-caps-fastback-1965-1966/p/TL8/>>.*

(22) Filed: **Dec. 16, 2013**

(Continued)

Related U.S. Application Data

(63) Continuation of application No. 29/469,983, filed on Oct. 16, 2013.

Primary Examiner — Philip S. Hyder

Assistant Examiner — Darlington Ly

(51) **LOC (10) Cl.** **12-16**

(74) *Attorney, Agent, or Firm* — Damian Porcari

(52) **U.S. Cl.**
USPC **D12/196**

(57) **CLAIM**

The ornamental design for a vehicle rear deck lid molding, as show and described.


(58) **Field of Classification Search**
USPC D12/90, 91, 92, 169, 172, 196, 404;
180/68.1, 68.6; 296/56, 57.1, 89.12,
296/89.14, 89.16, 102, 113, 115, 180.1,
296/180.2, 181, 184.1, 185.1, 186.1,
296/193.11; D15/28, 145, 146; D25/119,
D25/123, 125, 135; 53/167, 202, 279,
53/284.5, 370.7, 370.9, 381.1, 426, 563,
53/565; 493/184

DESCRIPTION

FIG. 1 is a top plan view of a vehicle rear deck lid molding;
FIG. 2 is a bottom plan view thereof;
FIG. 3 is a front elevational view thereof
FIG. 4 is a left side elevational view thereof;
FIG. 5 is a right side elevational view thereof;
FIG. 6 is a front and left-side perspective view thereof; and,
FIG. 7 is a front and right-side perspective view thereof.

See application file for complete search history.

1 Claim, 7 Drawing Sheets



(56)

References Cited

OTHER PUBLICATIONS

14 Mustang. Ford Go Further., May 19, 2013 [online], [retrieved on May 15, 2014]. Retrieved from the Internet <URL: http://www.auto-brochures.com/makes/Ford/Mustang/Ford_US%20Mustang_2014.pdf>.*

2013 Mustang. Ford Go Further., May 21, 2012 [online], [retrieved on May 15, 2014]. Retrieved from the Internet <URL: http://www.auto-brochures.com/makes/Ford/Mustang/Ford_US%20Mustang_2013.pdf>.*

* cited by examiner




Figure 1




Figure 2



Figure 3




Figure 4




Figure 5



Figure 6



Figure 7