



US00D714700S

(12) **United States Design Patent**  
**Yamamoto**

(10) **Patent No.:** **US D714,700 S**  
(45) **Date of Patent:** **\*\* Oct. 7, 2014**

(54) **FRONT DOOR LINING FOR AUTOMOBILE**

(71) Applicant: **Honda Motor Co., Ltd.**, Tokyo (JP)

(72) Inventor: **Hiroyuki Yamamoto**, Wako (JP)

(73) Assignee: **Honda Motor Co., Ltd.**, Tokyo (JP)

(\*\*) Term: **14 Years**

(21) Appl. No.: **29/459,028**

(22) Filed: **Jun. 25, 2013**

(30) **Foreign Application Priority Data**

Dec. 28, 2012 (JP) ..... 2012-032046

(51) **LOC (10) Cl.** ..... **12-08**

(52) **U.S. Cl.**  
USPC ..... **D12/195**

(58) **Field of Classification Search**  
USPC ..... D12/195, 193, 414, 190, 196; 180/190;  
296/190.01-191, 153, 37.1-37.13,  
296/149, 146.1; D15/17, 28; D10/46, 98,  
D10/102-103; 49/501-502; D8/302-303;  
280/750-752  
See application file for complete search history.

(56) **References Cited**

**U.S. PATENT DOCUMENTS**

D497,337 S \* 10/2004 Takagi et al. .... D12/195  
D503,913 S \* 4/2005 Wyszogrod ..... D12/195

D518,763 S \* 4/2006 Sudo ..... D12/195  
D519,429 S \* 4/2006 Miyashita ..... D12/195  
D519,890 S \* 5/2006 Sakae ..... D12/163  
D521,917 S \* 5/2006 Takagi et al. .... D12/195  
D529,425 S \* 10/2006 Maezono et al. .... D12/195  
D533,821 S \* 12/2006 Tamagawa et al. .... D12/195  
D534,470 S \* 1/2007 Tsuchiya et al. .... D12/195  
D534,849 S \* 1/2007 Tamagawa et al. .... D12/195  
7,731,269 B2 \* 6/2010 Sakamoto ..... 296/153  
D672,300 S \* 12/2012 Matsuda et al. .... D12/195  
D675,142 S \* 1/2013 Matsuo et al. .... D12/195

\* cited by examiner

*Primary Examiner* — Katrina A Betton

(74) *Attorney, Agent, or Firm* — Westerman, Hattori,  
Daniels & Adrian, LLP

(57) **CLAIM**

The ornamental design for a front door lining for automobile,  
as shown and described.

**DESCRIPTION**

FIG. 1 is a perspective view from the left side of a front door  
lining for automobile.

FIG. 2 is a perspective view from the right side thereof.

FIG. 3 is a front elevation view thereof.

FIG. 4 is a left side elevation view thereof.

FIG. 5 is a right side elevation view thereof.

FIG. 6 is a top plan view thereof; and,

FIG. 7 is a bottom plan view thereof.

The portions of the front door lining shown in broken lines are  
for the purpose of showing environmental structure only and  
form no part of the claimed design.

**1 Claim, 7 Drawing Sheets**

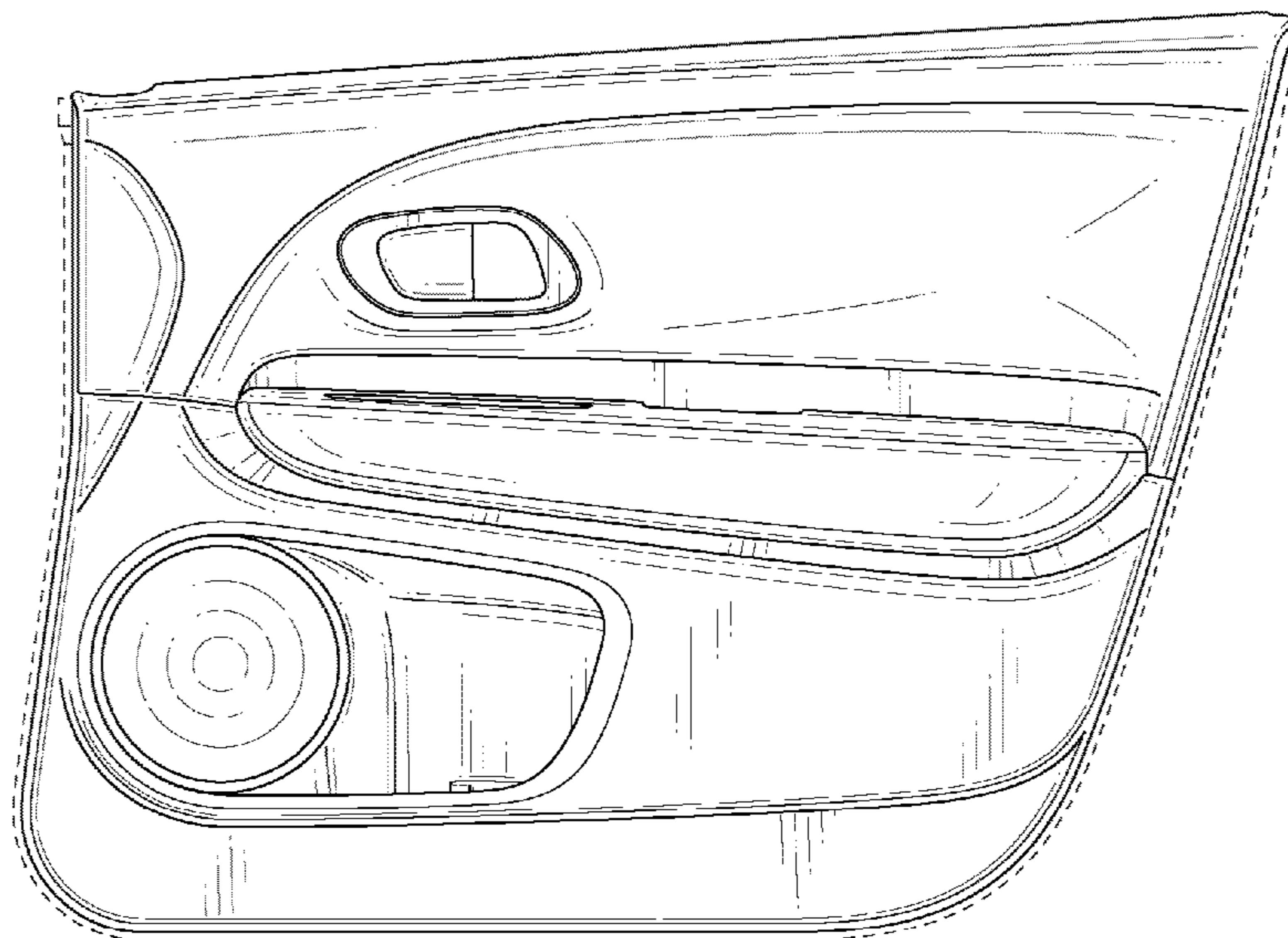


FIG. 1

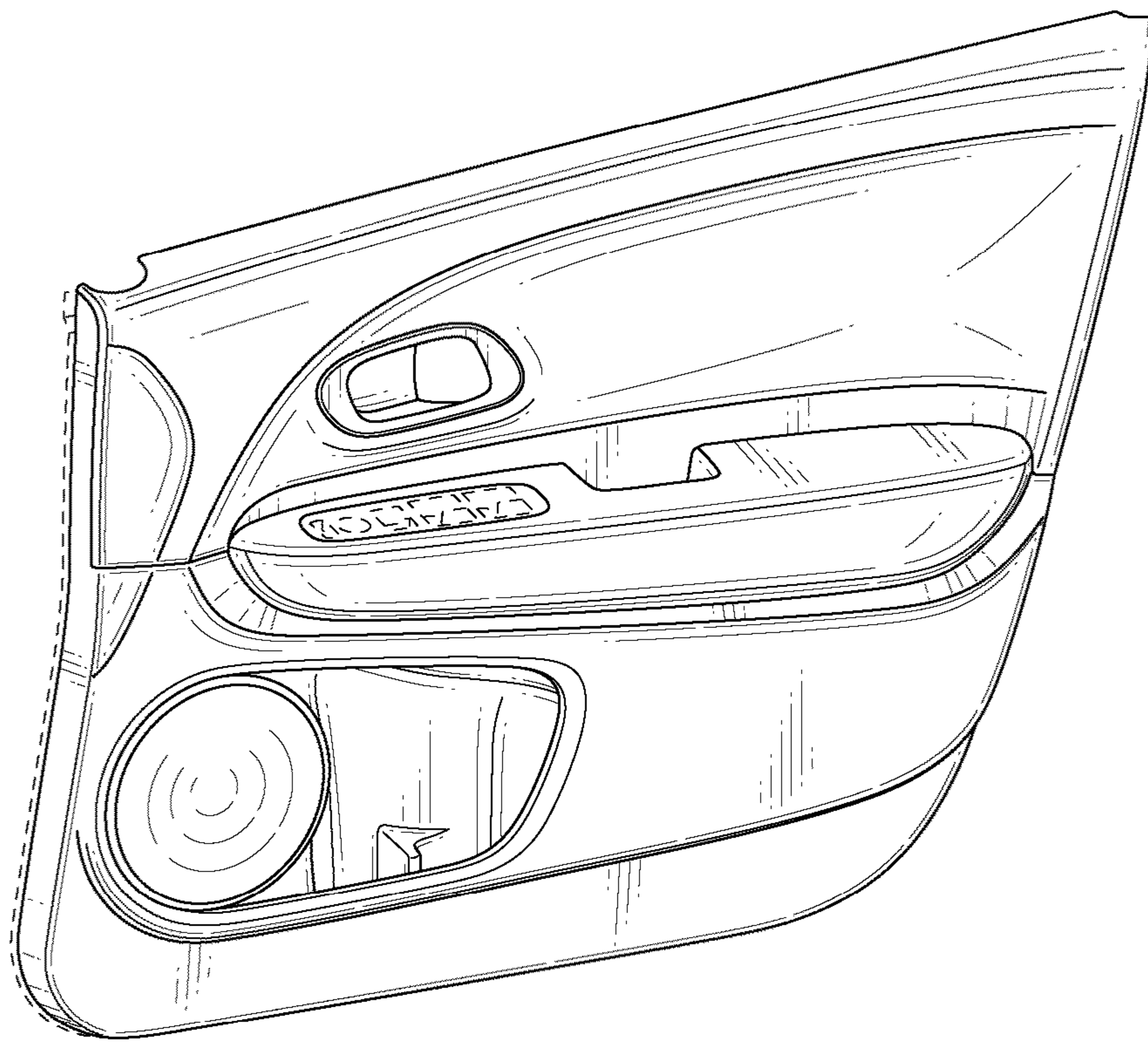


FIG. 2

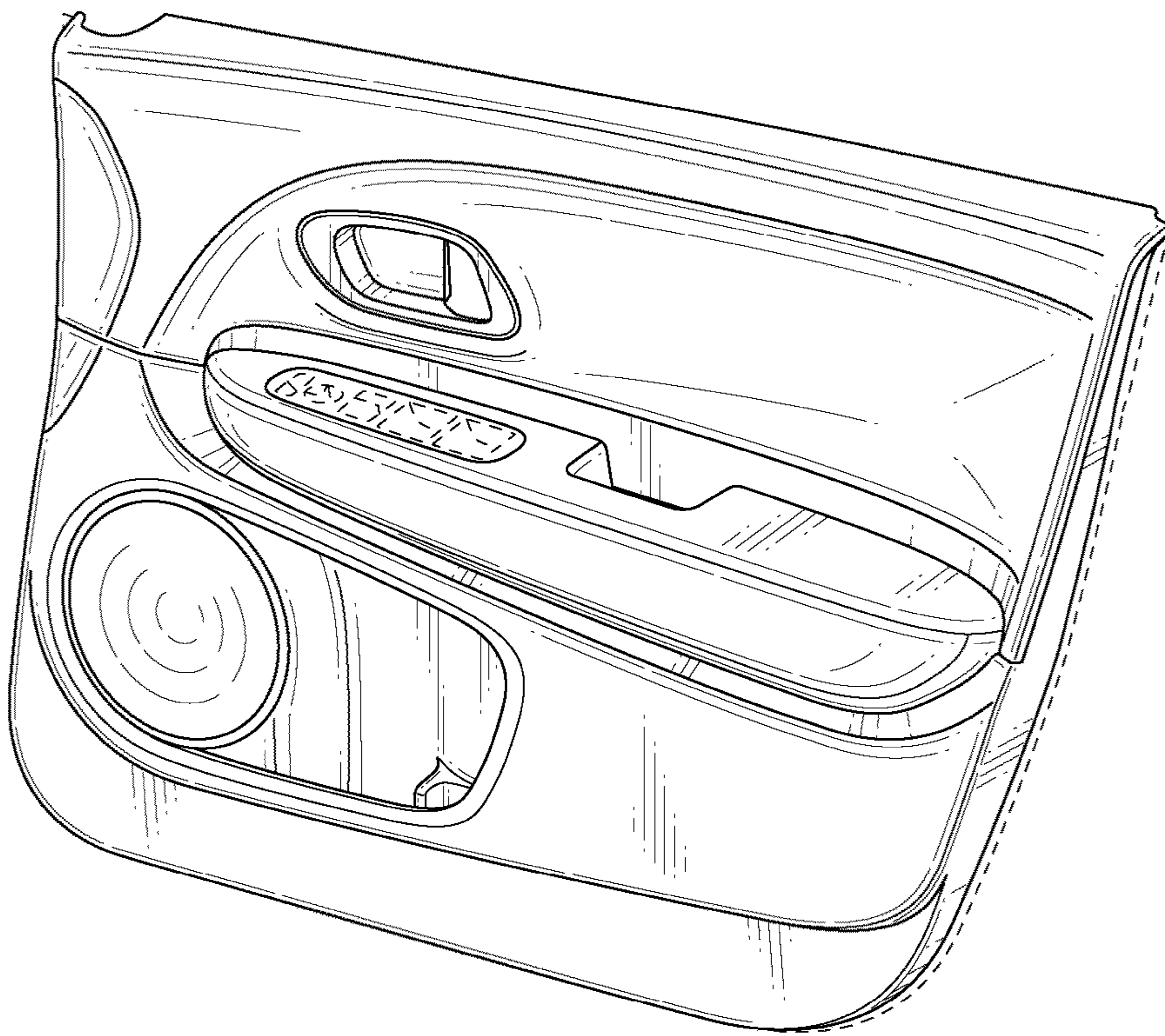


FIG. 3

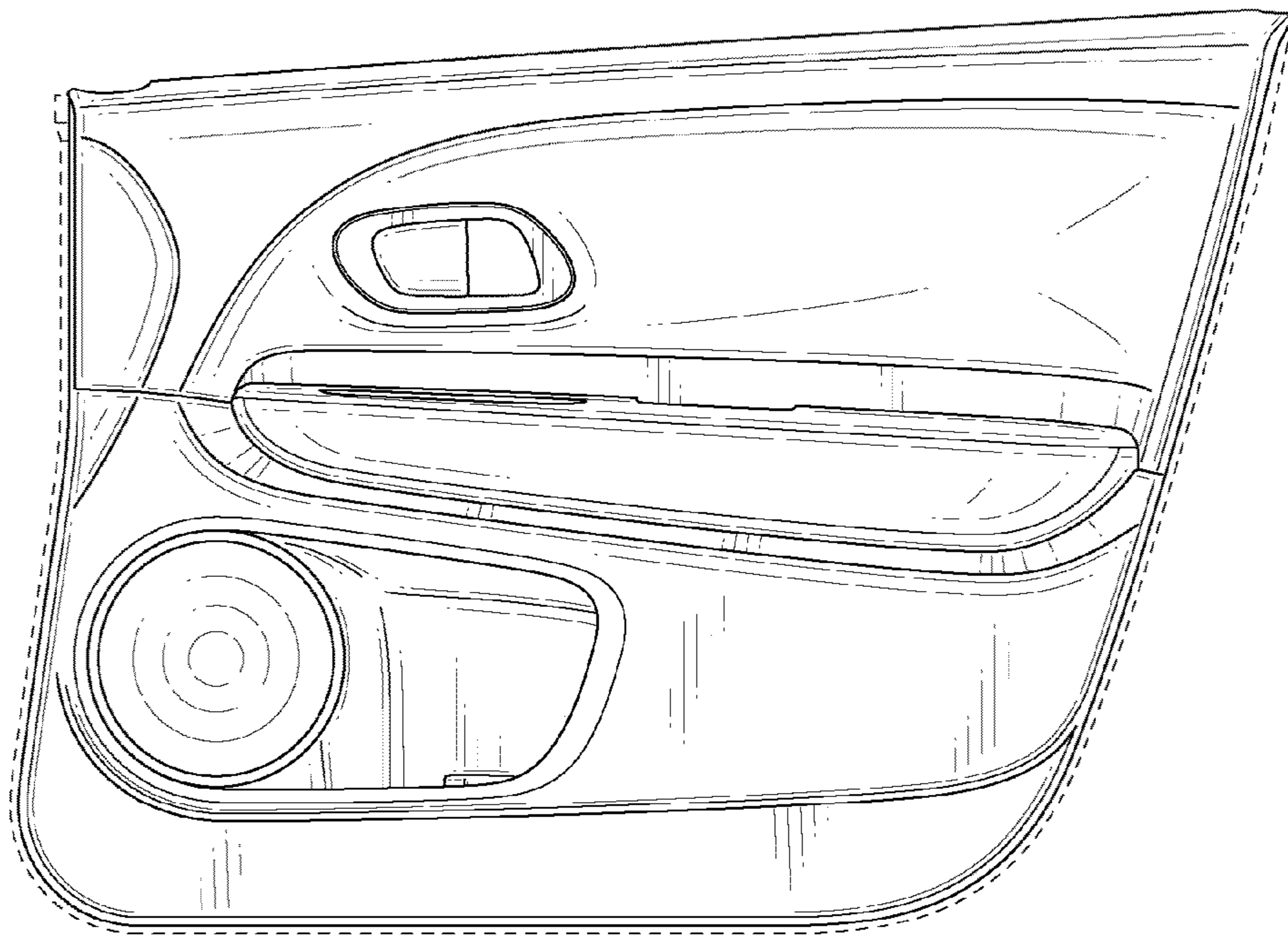


FIG. 4

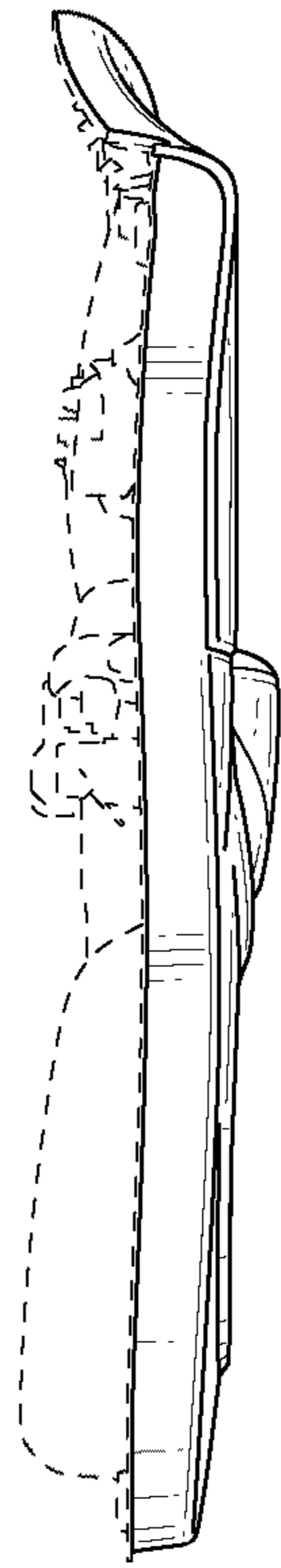


FIG. 5

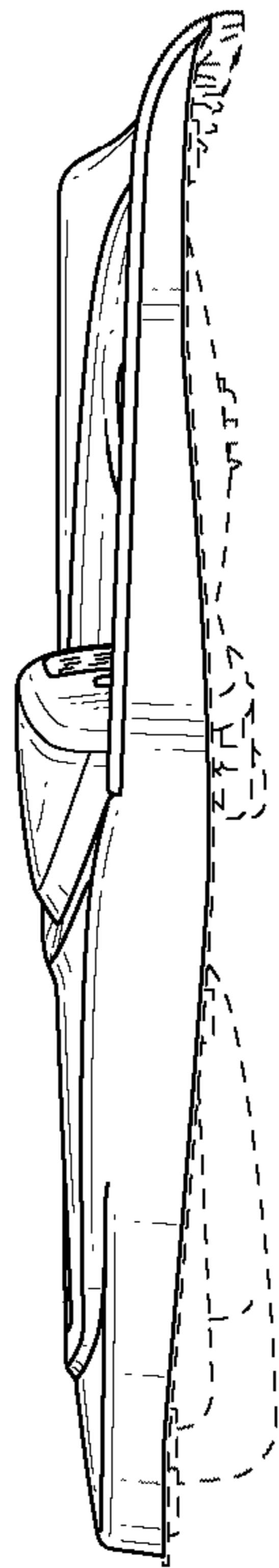


FIG. 6

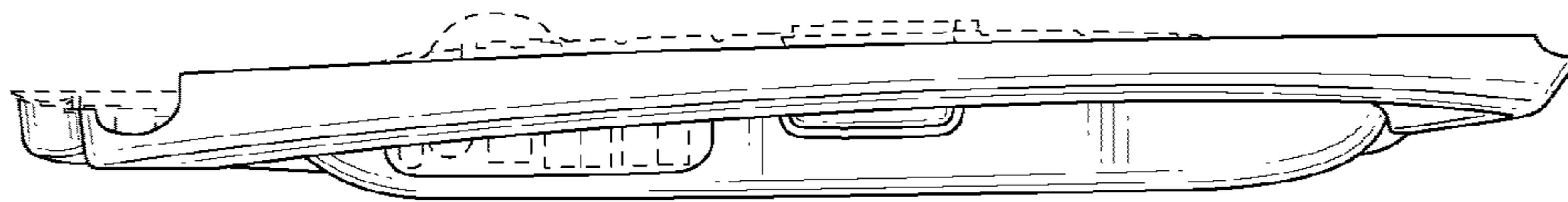


FIG. 7

