



US00D714699S

(12) **United States Design Patent**
Conway et al.

(10) **Patent No.:** **US D714,699 S**
(45) **Date of Patent:** **** Oct. 7, 2014**

(54) **B-PILLAR COVER**

D637,536 S 5/2011 Peltola
D647,019 S * 10/2011 Medina et al. D12/190
D660,753 S * 5/2012 Faghihzadeh D12/190

(71) Applicants: **Scott M. Conway**, Flower Mound, TX (US); **Chris I. Ito**, Sugar Grove, IL (US); **Wallace A. Peltola**, Sammamish, WA (US); **Louis D. Heilaneh**, Lewisville, TX (US)

(72) Inventors: **Scott M. Conway**, Flower Mound, TX (US); **Chris I. Ito**, Sugar Grove, IL (US); **Wallace A. Peltola**, Sammamish, WA (US); **Louis D. Heilaneh**, Lewisville, TX (US)

(73) Assignee: **PACCAR Inc**, Bellevue, WA (US)

(**) Term: **14 Years**

(21) Appl. No.: **29/448,807**

(22) Filed: **Mar. 13, 2013**

(51) **LOC (10) Cl.** **12-08**

(52) **U.S. Cl.**
USPC **D12/195**

(58) **Field of Classification Search**
USPC D12/195, 193, 414, 190, 196; 180/190;
296/190.01-191, 153, 37.1-37.13,
296/149, 146.1; D15/17, 28; D10/46, 98,
D10/102-103; 49/501-502; D8/302-303;
280/750-752

See application file for complete search history.

(56) **References Cited**

U.S. PATENT DOCUMENTS

D431,806 S 10/2000 Damon
D435,237 S 12/2000 Damon
D440,195 S 4/2001 Damon
D472,505 S * 4/2003 Hurayt D12/190
D499,680 S * 12/2004 Lucas D12/196
D600,185 S * 9/2009 Habib D12/190
D621,757 S * 8/2010 Denet D12/190
D631,418 S * 1/2011 Stimel, Jr. D12/195

OTHER PUBLICATIONS

“AeroCab,” Kenworth Truck Company, Kirkland, Washington, as early as 1995, 3-page brochure.

“Class Pays, Truck Models,” Peterbilt Motors Company, Denton, Texas, Mar. 2005, 24-page brochure.

“Class Pays,” Peterbilt Motors Company, Denton, Texas, Nov. 1998, 10-page brochure.

(Continued)

Primary Examiner — Katrina A Betton

(74) *Attorney, Agent, or Firm* — Christensen O’Connor Johnson Kindness PLLC

(57) **CLAIM**

The ornamental design for a B-pillar cover, as shown and described.

DESCRIPTION

FIG. 1 is a perspective view of an B-pillar cover for a vehicle according to our new design;

FIG. 2 is a front view of the B-pillar cover of FIG. 1;

FIG. 3 is a left side view of the B-pillar cover of FIG. 1;

FIG. 4 is a right side view of the B-pillar cover of FIG. 1;

FIG. 5 is a top view of the B-pillar cover of FIG. 1; and,


FIG. 6 is a bottom view of the B-pillar cover of FIG. 1.

The rear of the B-pillar cover is unornamented.

The broken lines depicted in FIGS. 1-4, and 6 are boundary lines that define the bounds of the claimed design and form no part of the claimed design.

FIGS. 1-6 illustrate a first embodiment of our novel design suitable for use on the left side of a vehicle. Our novel design also includes a second embodiment suitable for use on the right side of a vehicle, which is mirror symmetrical to FIGS. 1-6 and therefore not separately illustrated.

1 Claim, 2 Drawing Sheets



(56)

References Cited

OTHER PUBLICATIONS

“Class Pays,” Peterbilt Motors Company, Denton, Texas, Sep. 1997, 10-page brochure.
 “Kenworth Truck Models,” Kenworth Truck Company, Kirkland, Washington, 2010, 16-page brochure.
 “Model 357, New Sloped Hood,” Peterbilt Motors Company, Denton, Texas, May 2002, 2-page brochure.
 “Model 377A/E,” Peterbilt Motors Company, Denton, Texas, Aug. 1997, 2-page brochure.
 “Model 377A/E,” Peterbilt Motors Company, Denton, Texas, Jan. 1995, 6-page brochure.
 “Model 378,” Peterbilt Motors Company, Denton, Texas, Mar. 1998, 3-page brochure.
 “Model 385,” Peterbilt Motors Company, Denton, Texas, Oct. 1996, 5-page brochure.
 “Model 387,” Peterbilt Motors Company, Denton, Texas, Oct. 2002, 2-page brochure.
 “T170 Class 5,” Kenworth Truck Company, Kirkland, Washington, 2008, 4-page brochure.
 “T2000,” Kenworth Truck Company, Kirkland, Washington, 1999, 20-page brochure.
 “T2000,” Kenworth Truck Company, Kirkland, Washington, 2002, 20-page brochure.
 “T2000,” Kenworth Truck Company, Kirkland, Washington, 2005, 20-page brochure.
 “T270 Class 6 and T370 Class 7,” Kenworth Truck Company, Kirkland, Washington, 2008, 6-page brochure.
 “T270 Class 6 and T370 Class 7,” Kenworth Truck Company, Kirkland, Washington, 2009, 6-page brochure.
 “T270 Class 6 and T370 Class 7 Hybrid,” Kenworth Truck Company, Kirkland, Washington, 2009, 6-page brochure.

“T300,” Kenworth Truck Company, Kirkland, Washington, 2001, 16-page brochure.
 “T440,” Kenworth Truck Company, Kirkland, Washington, 2010, 2-page brochure.
 “T440,” Kenworth Truck Company, Kirkland, Washington, 2010, 6-page brochure.
 “T470,” Kenworth Truck Company, Kirkland, Washington, 2010, 6-page brochure.
 “T470H,” Kenworth Truck Company, Kirkland, Washington, 2009, 2-page brochure.
 “T600,” Kenworth Truck Company, Kirkland, Washington, 2002, 28-page brochure.
 “T600,” Kenworth Truck Company, Kirkland, Washington, 2005, 24-page brochure.
 “T660,” Kenworth Truck Company, Kirkland, Washington, 2007, 36-page brochure.
 “T660,” Kenworth Truck Company, Kirkland, Washington, 2009, 36-page brochure.
 “T700,” Kenworth Truck Company, Kirkland, Washington, 2010, 6-page brochure.
 “T800,” Kenworth Truck Company, Kirkland, Washington, 2002, 32-page brochure.
 “T800,” Kenworth Truck Company, Kirkland, Washington, 2003, 32-page brochure.
 “T800,” Kenworth Truck Company, Kirkland, Washington, 2009, 28-page brochure.
 “Unibilt™ Cab Sleeper System,” Peterbilt Motors Company, Denton Texas, Aug. 1994, 6-page brochure.
 “W900,” Kenworth Truck Company, Kirkland, Washington, 2002, 32-page brochure.
 “W900,” Kenworth Truck Company, Kirkland, Washington, 2005, 28-page brochure.
 “W900,” Kenworth Truck Company, Kirkland, Washington, 2009, 28-page brochure.

* cited by examiner

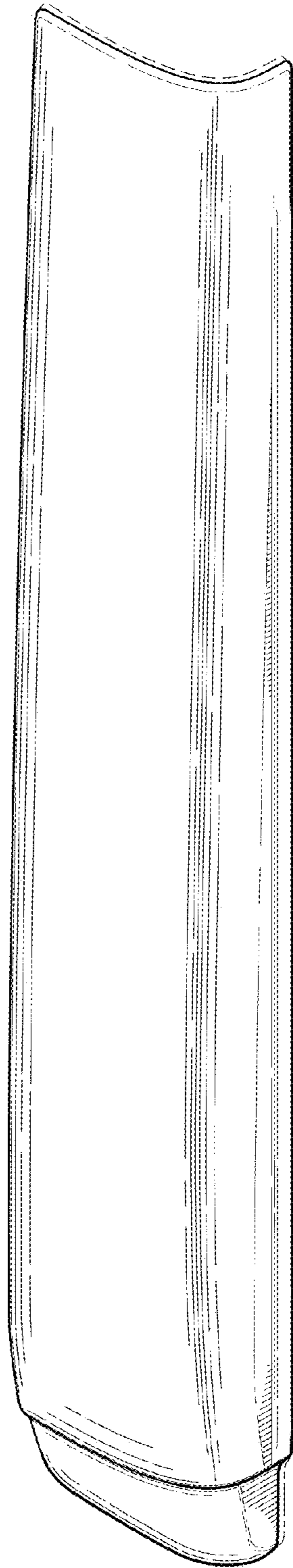


Fig. 1.




Fig. 2.




Fig. 3.




Fig. 4.




Fig. 5.




Fig. 6.