



US00D714694S

(12) **United States Design Patent**  
**Manchik**

(10) **Patent No.:** **US D714,694 S**  
(45) **Date of Patent:** **\*\* Oct. 7, 2014**

(54) **WEAR PLATE FOR A TRAILER SUSPENSION HANGER**

(76) Inventor: **Gregory S. Manchik**, Lenox, MI (US)

(\*\*) Term: **14 Years**

(21) Appl. No.: **29/411,369**

(22) Filed: **Jan. 19, 2012**

(51) **LOC (10) Cl.** ..... **12-16**

(52) **U.S. Cl.**  
USPC ..... **D12/162**

(58) **Field of Classification Search**  
USPC ..... D12/162, 159, 160, 161; 56/DIG. 14;  
37/399; 280/406.2, 407, 407.1, 408,  
280/411.1, 416.1, 416.2, 416.3, 418, 418.1,  
280/433, 434, 435, 441.1, 441.2, 455.1,  
280/456.1, 480, 493, 504, 507, 508;  
224/42.11, 42.12, 42.14, 42.26, 400,  
224/401, 412, 413, 488, 494, 500-501, 519,  
224/537; 135/88.05; 150/166  
See application file for complete search history.

5,678,845 A	10/1997	Stuart	
D402,534 S	12/1998	McCoy et al.	
6,209,895 B1	4/2001	Mueller et al.	
6,227,554 B1	5/2001	Mueller	
D447,936 S	9/2001	Kacines	
D472,358 S *	3/2003	Beese, Jr. ....	D34/23
6,634,672 B1	10/2003	Lagsdin	
D481,929 S	11/2003	McNichol	
6,679,517 B2	1/2004	Proia	
6,726,246 B2	4/2004	Lagsdin	
D510,517 S	10/2005	Noack	
D524,695 S	7/2006	Manchik	
D524,696 S	7/2006	Manchik	
D592,688 S *	5/2009	Malmberg .....	D15/144
D594,044 S *	6/2009	Malmberg .....	D15/144
7,971,890 B2	7/2011	Richardson	
D690,233 S *	9/2013	Manchik .....	D12/106
D690,234 S *	9/2013	Manchik .....	D12/106
D696,981 S *	1/2014	Manchik .....	D12/106

\* cited by examiner

*Primary Examiner* — Katrina A Betton  
(74) *Attorney, Agent, or Firm* — Young Basile

(57) **CLAIM**  
The ornamental design for a wear plate for a trailer suspension hanger, as shown and described.

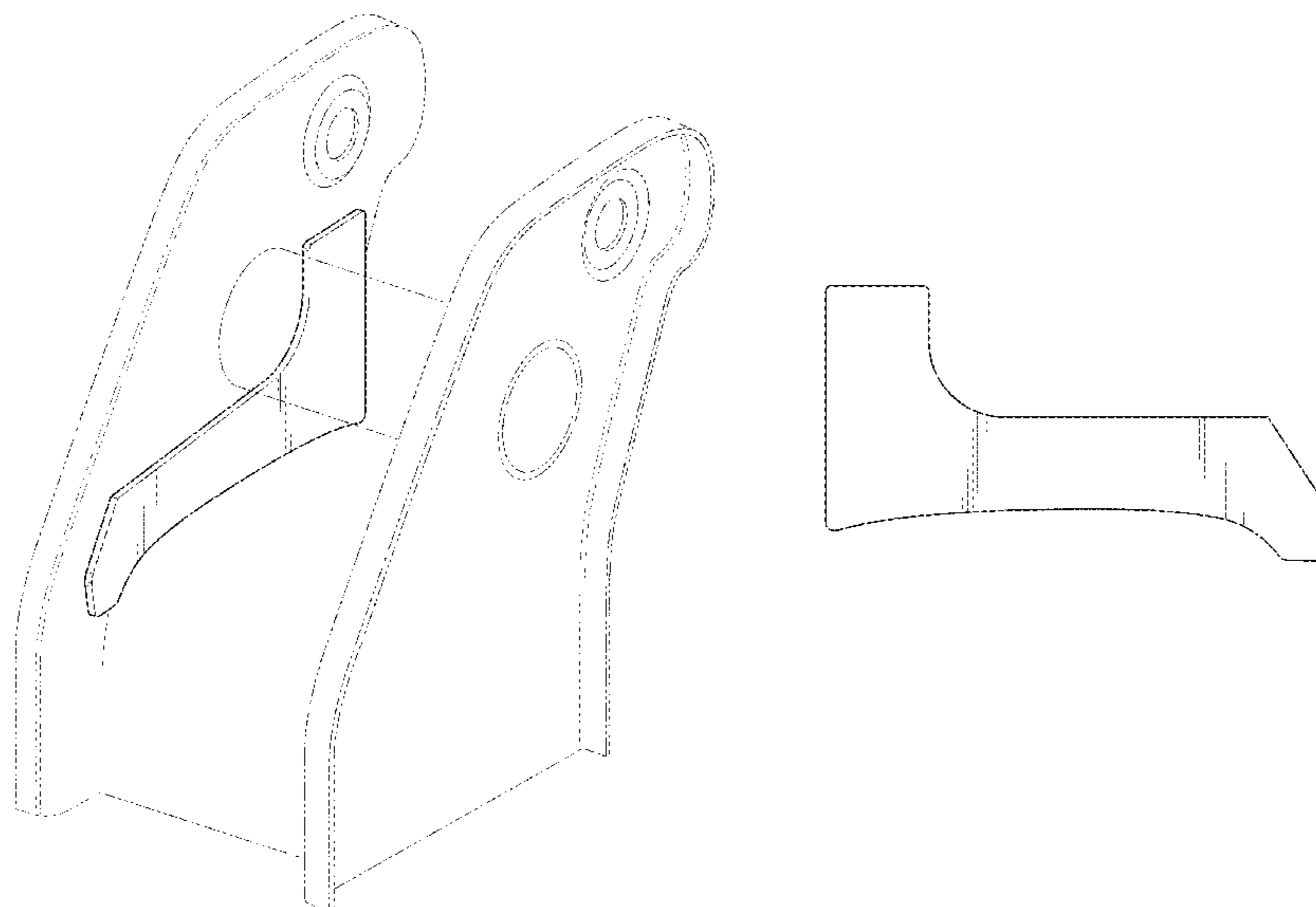
(56) **References Cited**  
U.S. PATENT DOCUMENTS

3,178,201 A	4/1965	Richnow, Jr.
3,767,222 A	10/1973	Willetts
3,865,395 A	2/1975	Mathers et al.
3,933,367 A	1/1976	Tamas
4,033,606 A	7/1977	Ward et al.
4,383,703 A	5/1983	Honda et al.
4,679,819 A	7/1987	Box
4,741,553 A	5/1988	Raidel, II
4,763,921 A	8/1988	Steiner
5,088,758 A	2/1992	Wall et al.
5,346,247 A	9/1994	Snyder
5,378,006 A	1/1995	Stuart et al.
D357,650 S	4/1995	Evans et al.
5,542,652 A	8/1996	Stuart

**DESCRIPTION**

FIG. 1 is a perspective view showing my design for a wear plate for a trailer suspension hanger;  
FIG. 2 is a front elevation view thereof, the opposite side being a mirror image of FIG. 2;  
FIG. 3 is a top plan view thereof;  
FIG. 4 is a left side elevation view thereof;  
FIG. 5 is a bottom plan view thereof; and,  
FIG. 6 is a right side elevation view thereof.  
The broken lines showing a trailer suspension hanger in FIG. 1 are illustrative of environmental structure only and form no part of the claimed design.

**1 Claim, 2 Drawing Sheets**



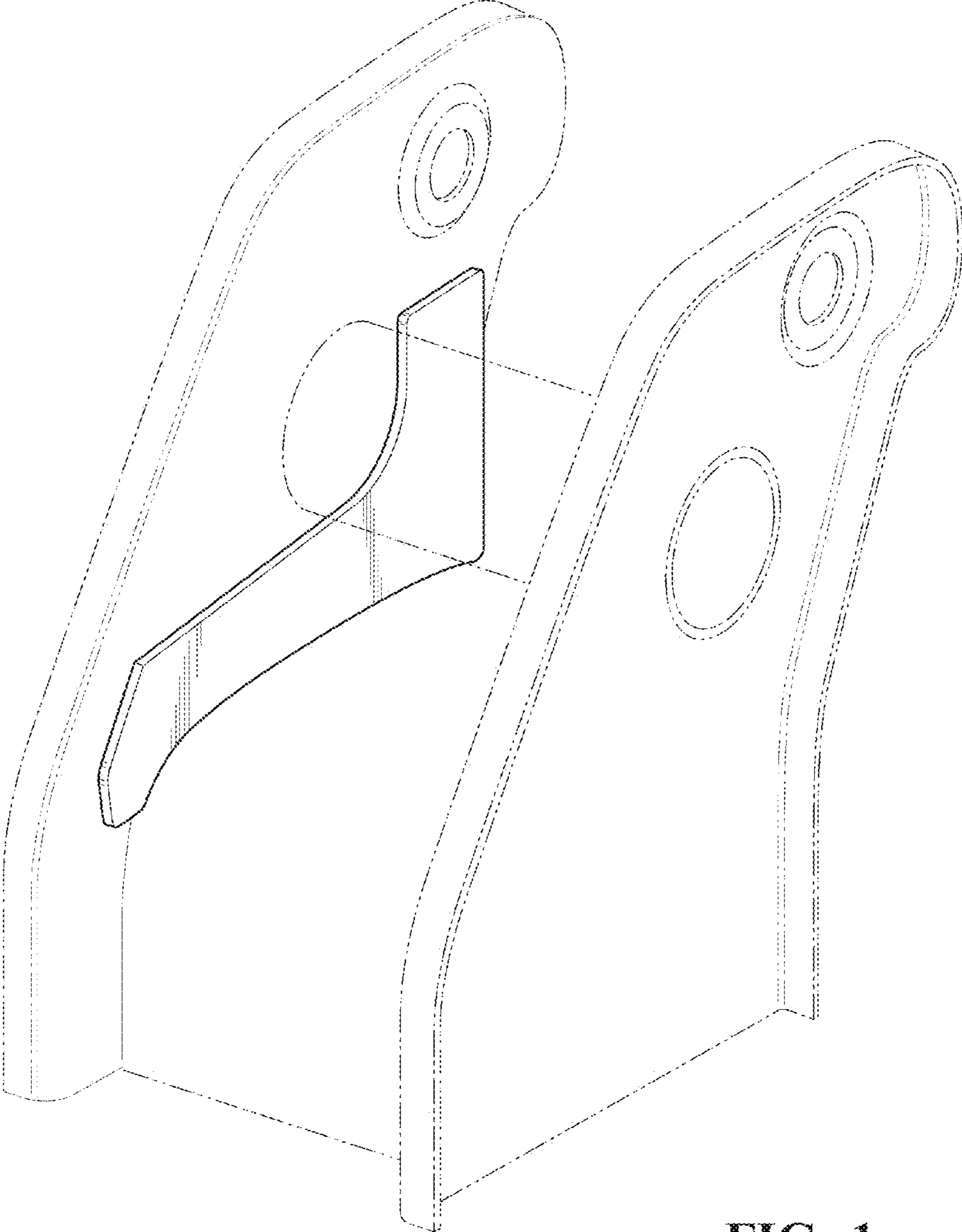


FIG. 1

FIG. 3



FIG. 2

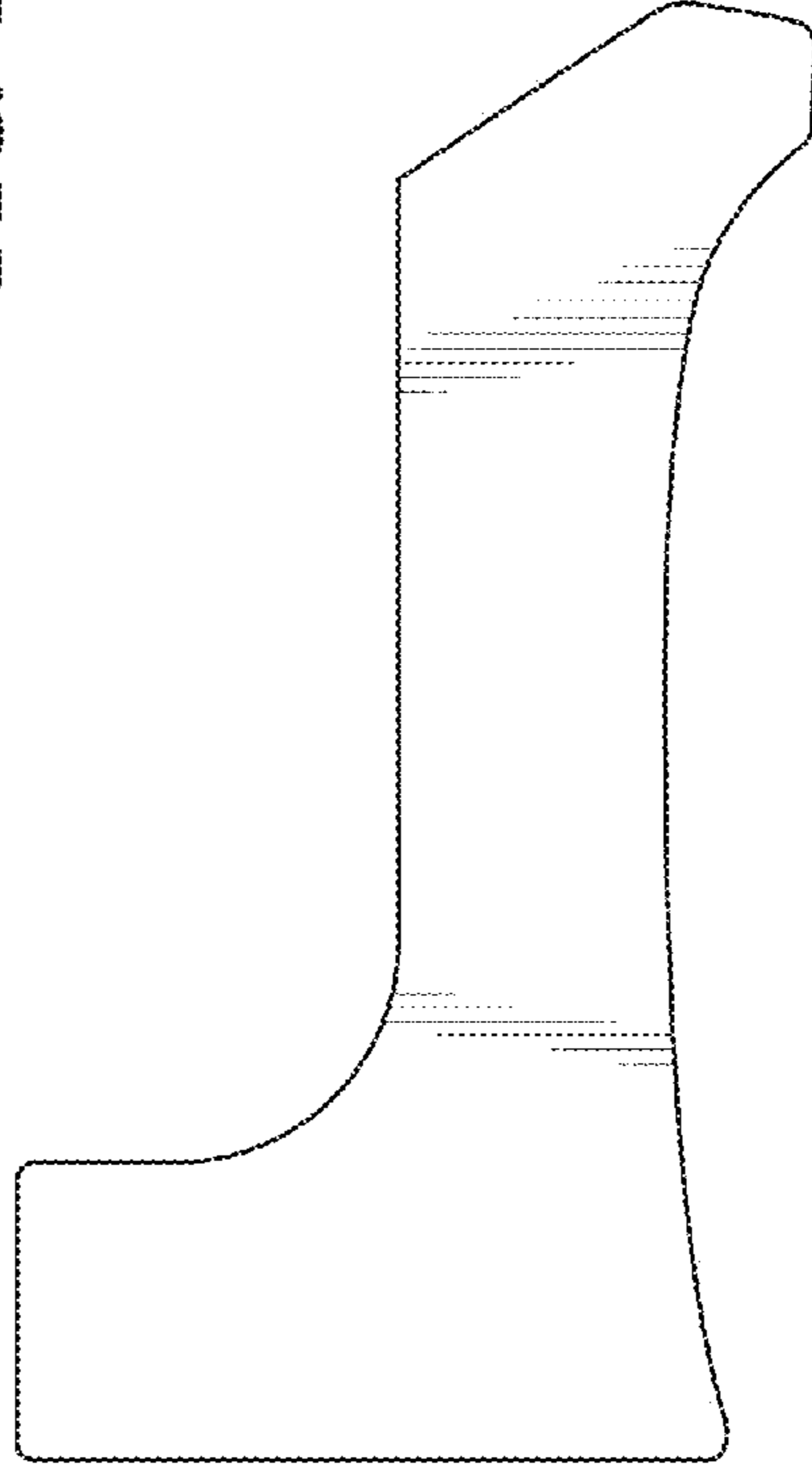


FIG. 4



FIG. 6



FIG. 5

