



US00D714683S

(12) **United States Design Patent**
McEntyre et al.

(10) **Patent No.:** **US D714,683 S**

(45) **Date of Patent:** **** Oct. 7, 2014**

(54) **BUCKLE FOR HELMET STRAP**
(71) Applicant: **GSG Fasteners, LLC**, Clarkesville, GA (US)
(72) Inventors: **Stanley Shane McEntyre**, Cornelia, GA (US); **Derrill Eugene Pitts**, Landrum, SC (US); **Matthew Eugene Pitts**, Greer, SC (US)

(73) Assignee: **GSG Fasteners, LLC**, Clarkesville, GA (US)

(**) Term: **14 Years**

(21) Appl. No.: **29/482,627**

(22) Filed: **Feb. 20, 2014**

(51) **LOC (10) Cl.** **02-07**

(52) **U.S. Cl.**
USPC **D11/218**

(58) **Field of Classification Search**
CPC A44B 11/04
USPC D11/1-2, 200-201, 206-210, 214-218;
24/163 R, 169-171, 173, 177-179, 191,
24/194-195, 197, 200, 614-616, 625, 198,
24/578.11, 578.1, 163 K, 114, 324
See application file for complete search history.

(56) **References Cited**

U.S. PATENT DOCUMENTS

1,712,976	A *	5/1929	Blair	24/324
2,905,991	A *	9/1959	Reiter	24/324
3,045,304	A *	7/1962	Shears	24/324
3,237,257	A	3/1966	Forsberg	
5,259,096	A	11/1993	Grant	
6,481,066	B1	11/2002	Ide et al.	
6,497,012	B2	12/2002	Ide et al.	
6,532,632	B1	3/2003	Halstead	
6,557,218	B2	5/2003	Kipperman	

D486,093	S	2/2004	Tobergte
7,246,384	B2	7/2007	Bentz
7,475,453	B2	1/2009	Drake et al.
D608,688	S	1/2010	Dalzell et al.
D620,837	S	8/2010	Schiebl
D623,088	S	9/2010	Schiebl
D628,515	S	12/2010	Schiebl
8,056,151	B2	11/2011	Bologna et al.
2007/0193006	A1	8/2007	Kitano et al.

* cited by examiner

Primary Examiner — Ralf Seifert

(74) *Attorney, Agent, or Firm* — Gardner, Linn, Burkhardt & Flory, LLP

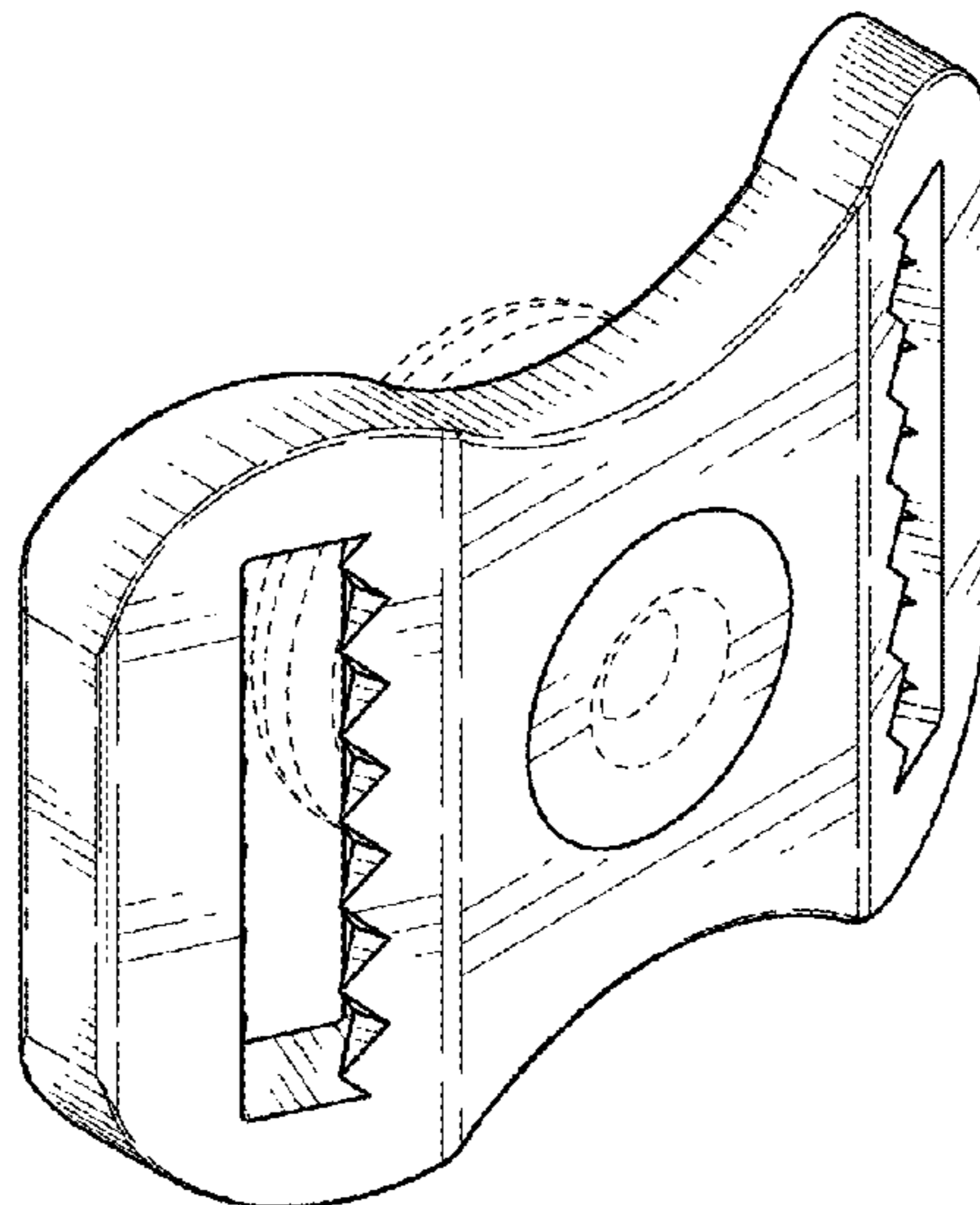
(57) **CLAIM**

The ornamental design for a buckle for helmet strap, as shown and described.

DESCRIPTION

FIG. 1 is a top perspective view of a buckle for helmet strap showing our new design;
FIG. 2 is a bottom perspective view of the buckle for helmet strap of FIG. 1;
FIG. 3 is a top plan view of the buckle for helmet strap of FIG. 1;
FIG. 4 is a bottom plan view of the buckle for helmet strap of FIG. 1;
FIG. 5 is a right side elevation of the buckle for helmet strap of FIG. 1;
FIG. 6 is a left side elevation of the buckle for helmet strap of FIG. 1;
FIG. 7 is a front side elevation of the buckle for helmet strap of FIG. 1; and,
FIG. 8 is a rear side elevation of the buckle for helmet strap of FIG. 1.
The broken lines are included for the purpose of illustrating portions of the buckle for helmet strap that form no part of the claimed design.

1 Claim, 2 Drawing Sheets



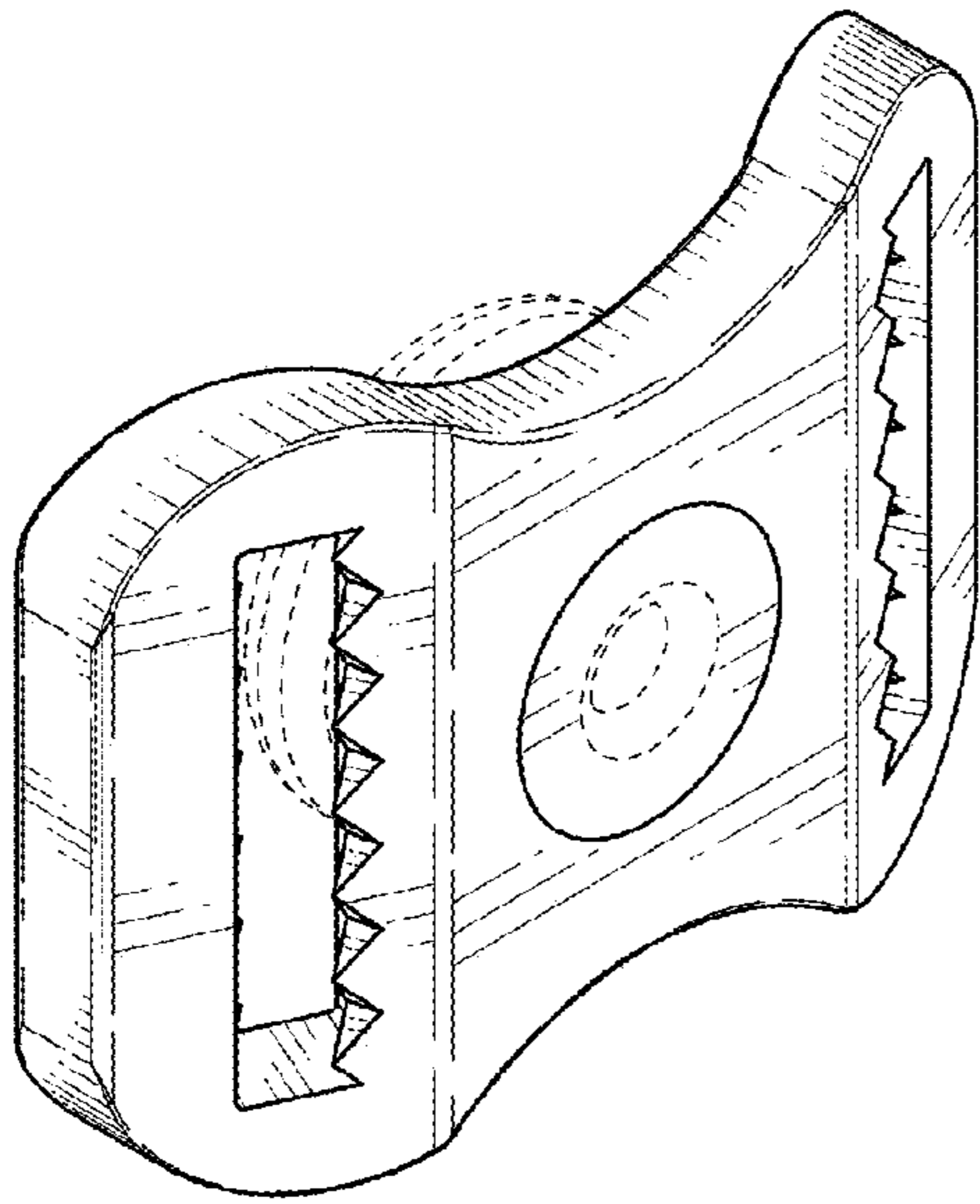


FIG. 1

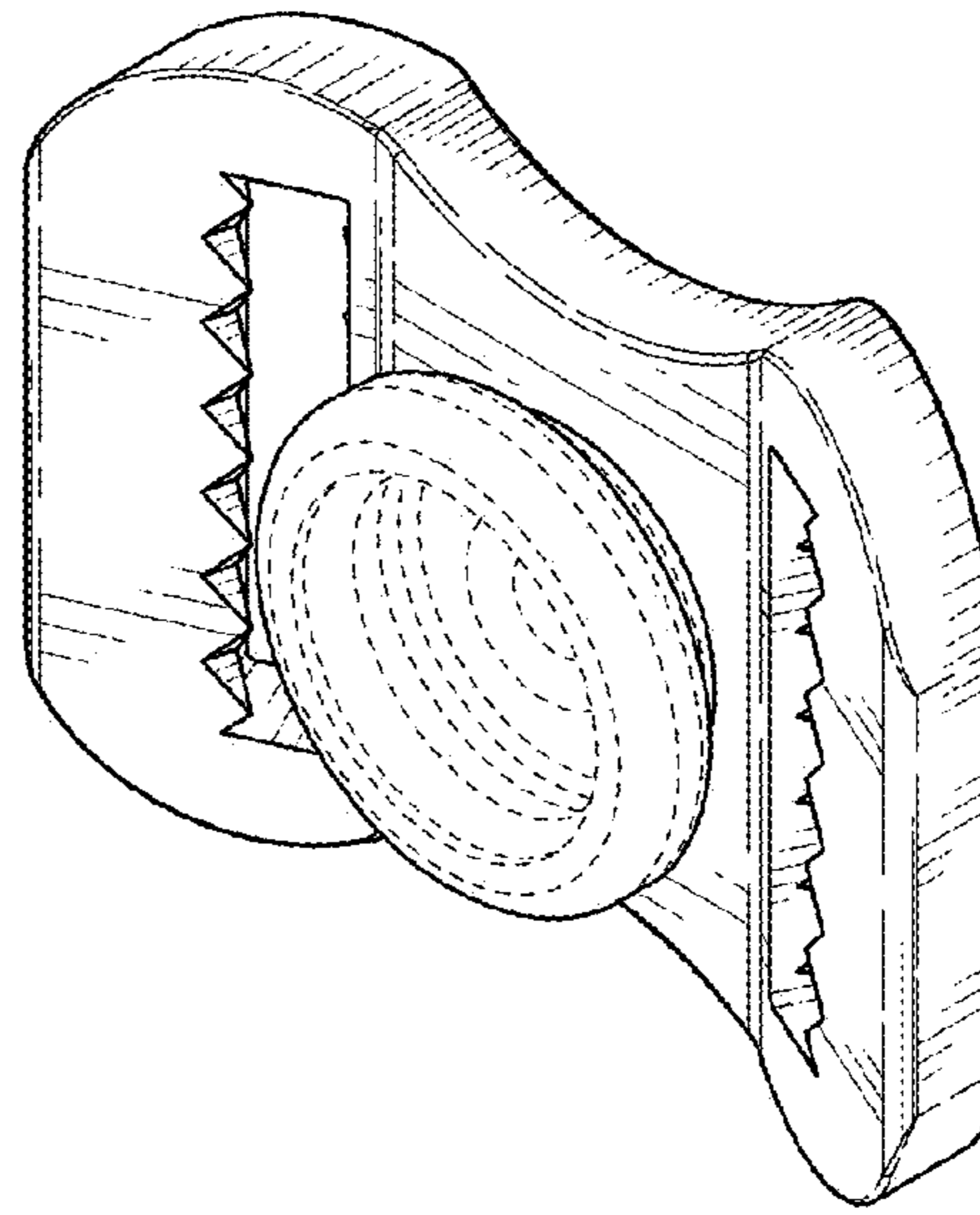


FIG. 2

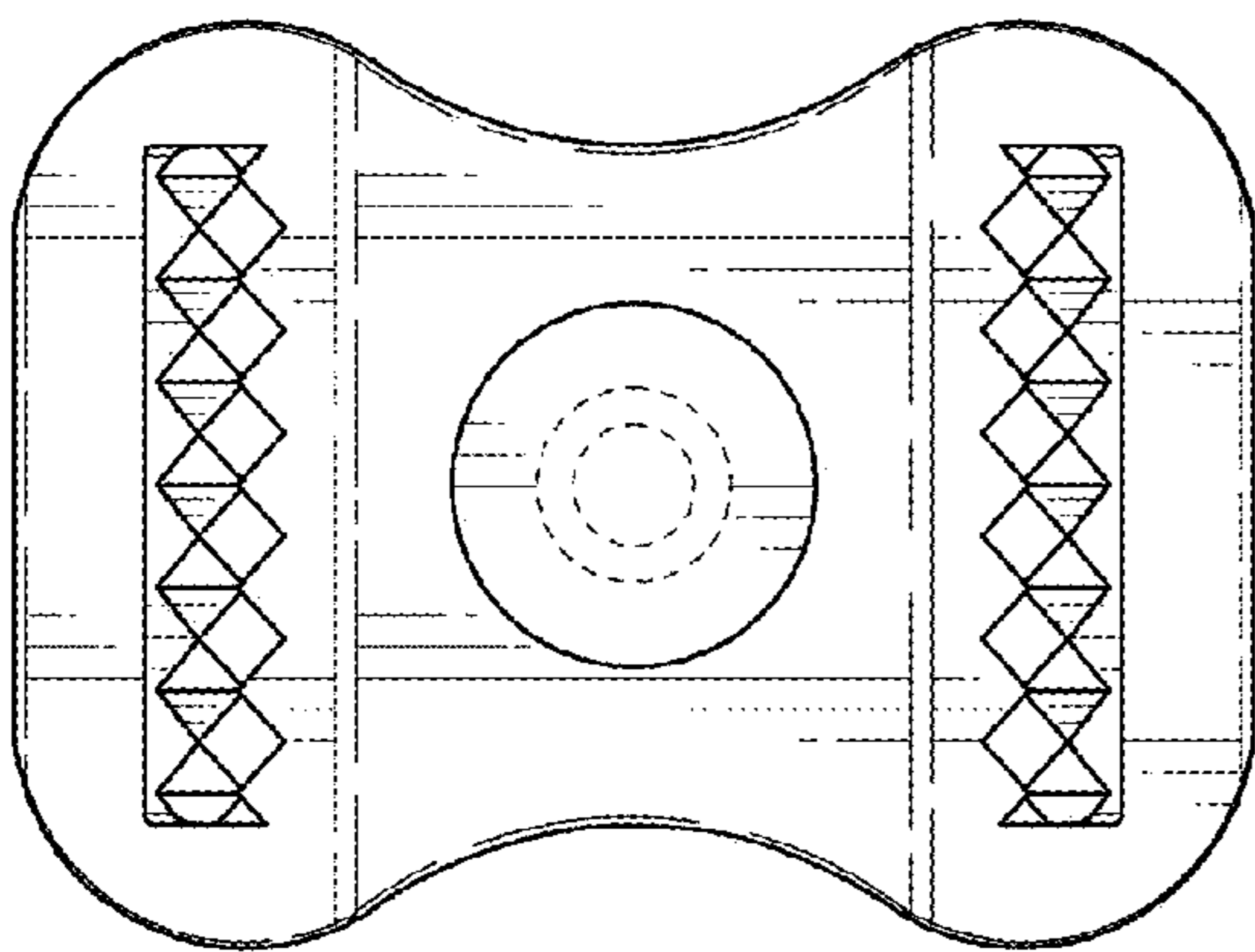


FIG. 3

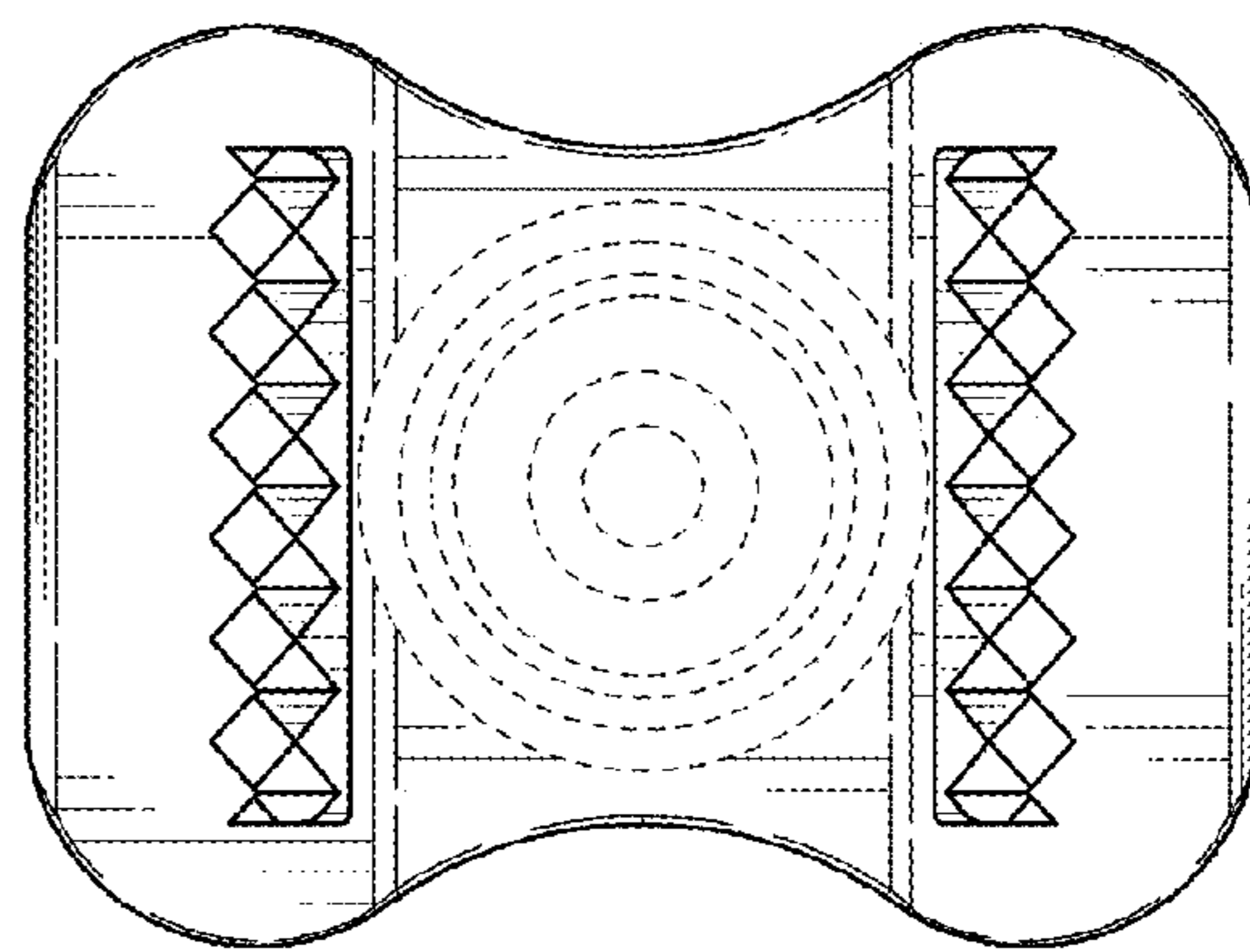


FIG. 4

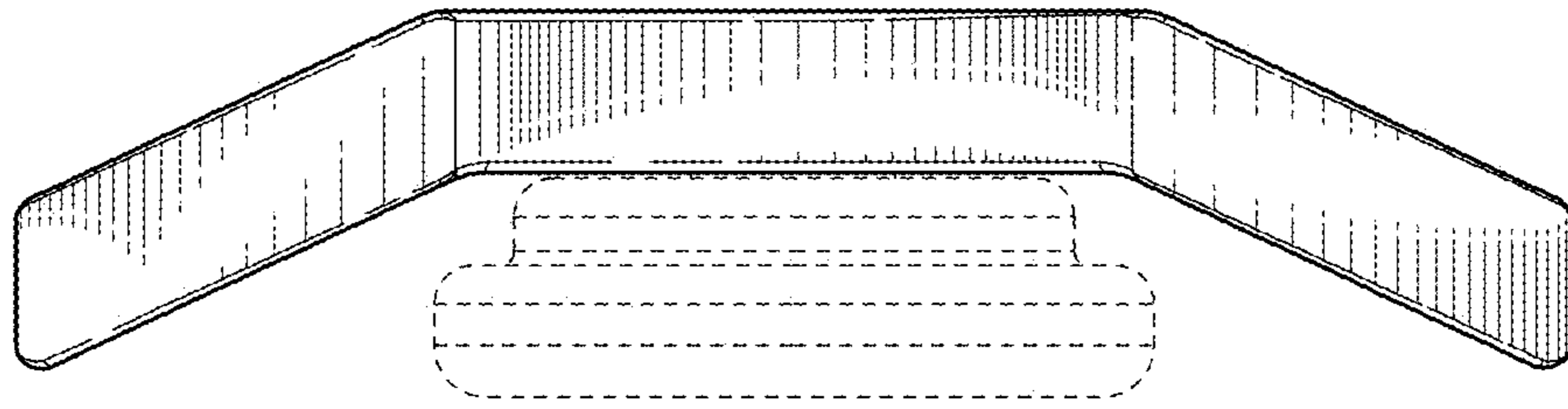


FIG. 5




FIG. 6

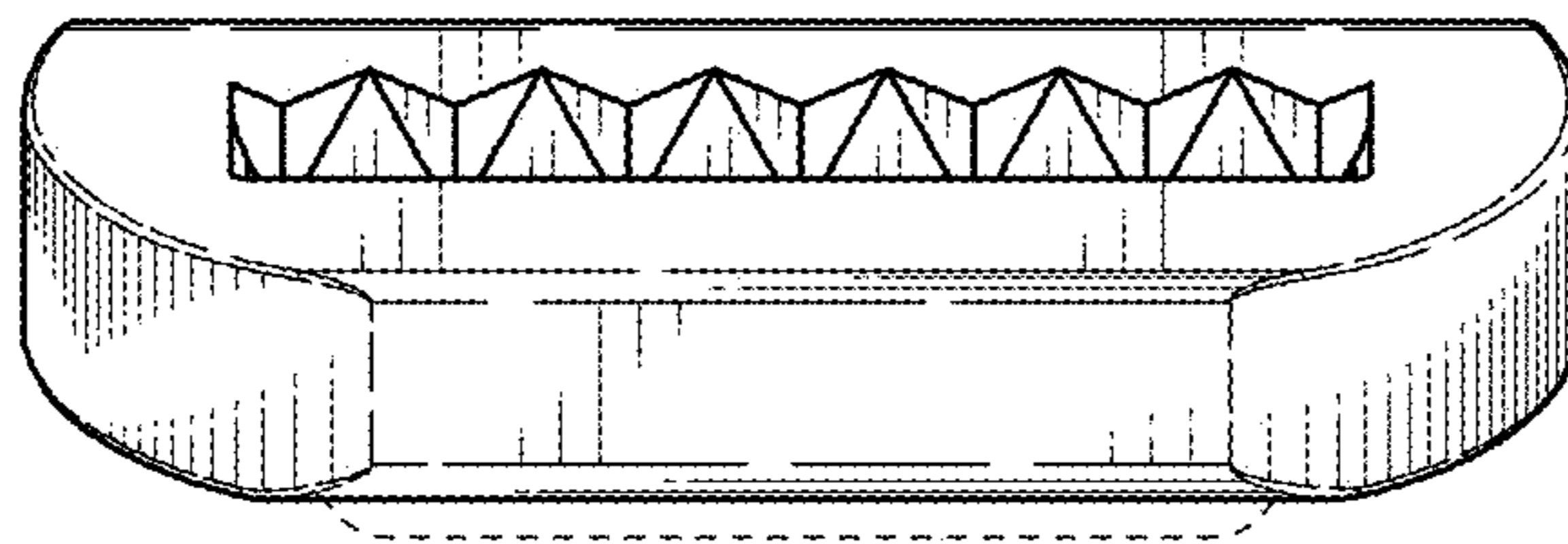


FIG. 7

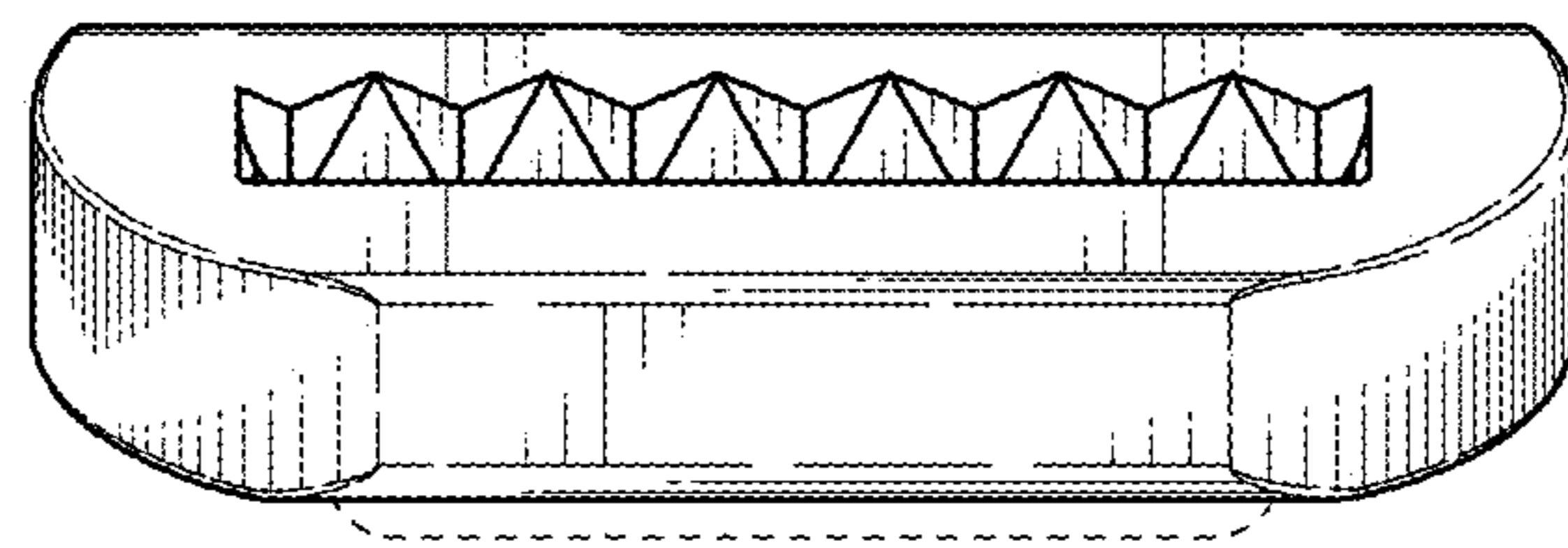


FIG. 8