



US00D714657S

(12) **United States Design Patent**  
**White**

(10) **Patent No.:** **US D714,657 S**

(45) **Date of Patent:** **\*\* Oct. 7, 2014**

(54) **CURVED POUCH FOR PUMP WITH GUSSET**

(71) Applicant: **MeadWestcavo Corporation**,  
Richmond, VA (US)

(72) Inventor: **Kevin White**, Richmond, VA (US)

(73) Assignee: **MeadWestvaco Corporation**,  
Richmond, VA (US)

(\*\*) Term: **14 Years**

(21) Appl. No.: **29/457,917**

(22) Filed: **Jun. 13, 2013**

(51) **LOC (10) Cl.** ..... **09-05**

(52) **U.S. Cl.**  
USPC ..... **D9/707**

(58) **Field of Classification Search**  
USPC ..... D9/702-714, 761, 731, 414, 418,  
D9/430-432, 520-521, 438, 695-699, 416,  
D9/737; D7/590, 600.1; 215/328; 222/92,  
222/105, 215, 145.1, 95, 183, 107; 383/9,  
383/22, 59-60, 901, 207, 209; D24/118,  
D24/108, 207, 104; 128/114.1, DIG. 24;  
D28/8.1

See application file for complete search history.

(56) **References Cited**

**U.S. PATENT DOCUMENTS**

D237,018 S \* 9/1975 Betka et al. .... D24/118  
D336,034 S \* 6/1993 Rebilas ..... D9/709  
D439,328 S \* 3/2001 Nielsen ..... D24/118

D505,540 S \* 5/2005 Lien ..... D3/202  
D552,235 S \* 10/2007 Inoue et al. .... D24/118  
D610,022 S \* 2/2010 Kanfer et al. .... D9/695  
D623,734 S \* 9/2010 Tsuruoka et al. .... D24/118  
D655,201 S \* 3/2012 Schuch ..... D9/707  
D660,718 S \* 5/2012 McDermott et al. .... D9/707  
D699,125 S \* 2/2014 Martel ..... D9/703

\* cited by examiner

*Primary Examiner* — Caron D Veynar

*Assistant Examiner* — Abraham Bahta

(74) *Attorney, Agent, or Firm* — MeadWestvaco Intellectual  
Property Team

(57) **CLAIM**

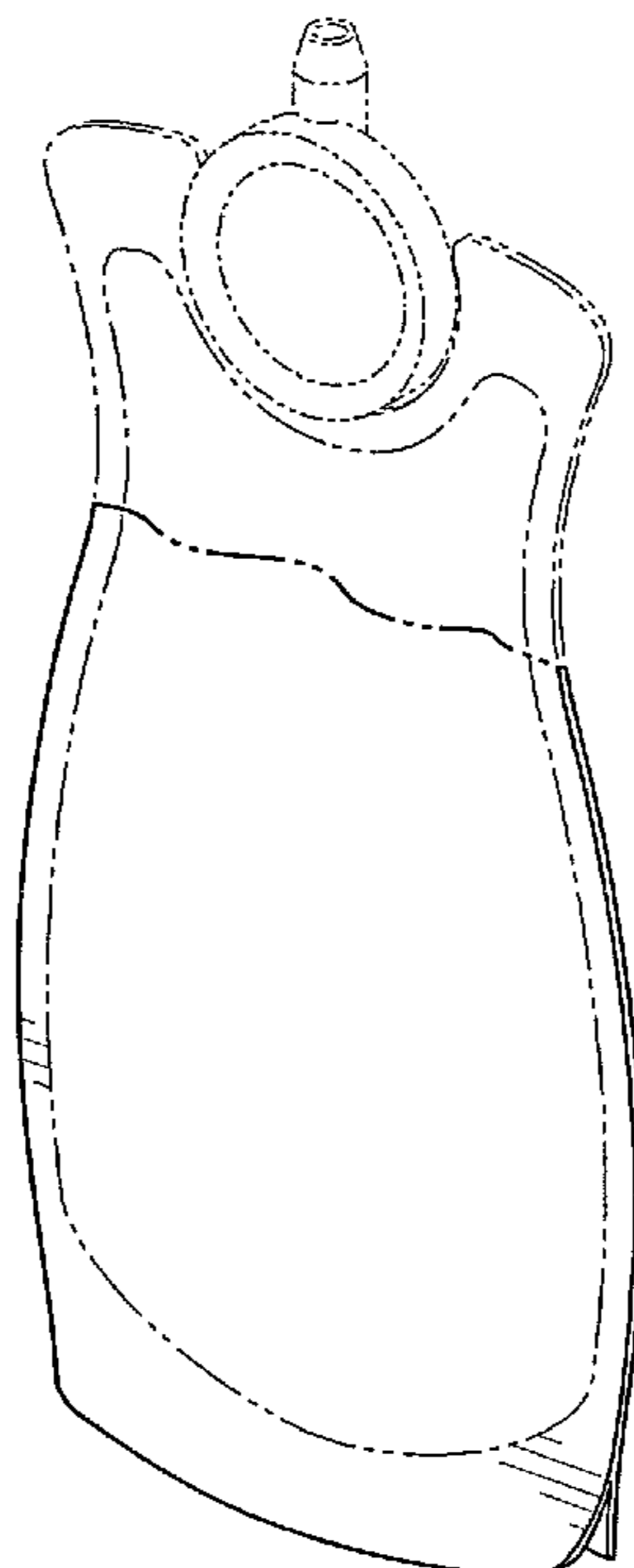
The ornamental design for a curved pouch for pump with  
gusset, as shown and described.

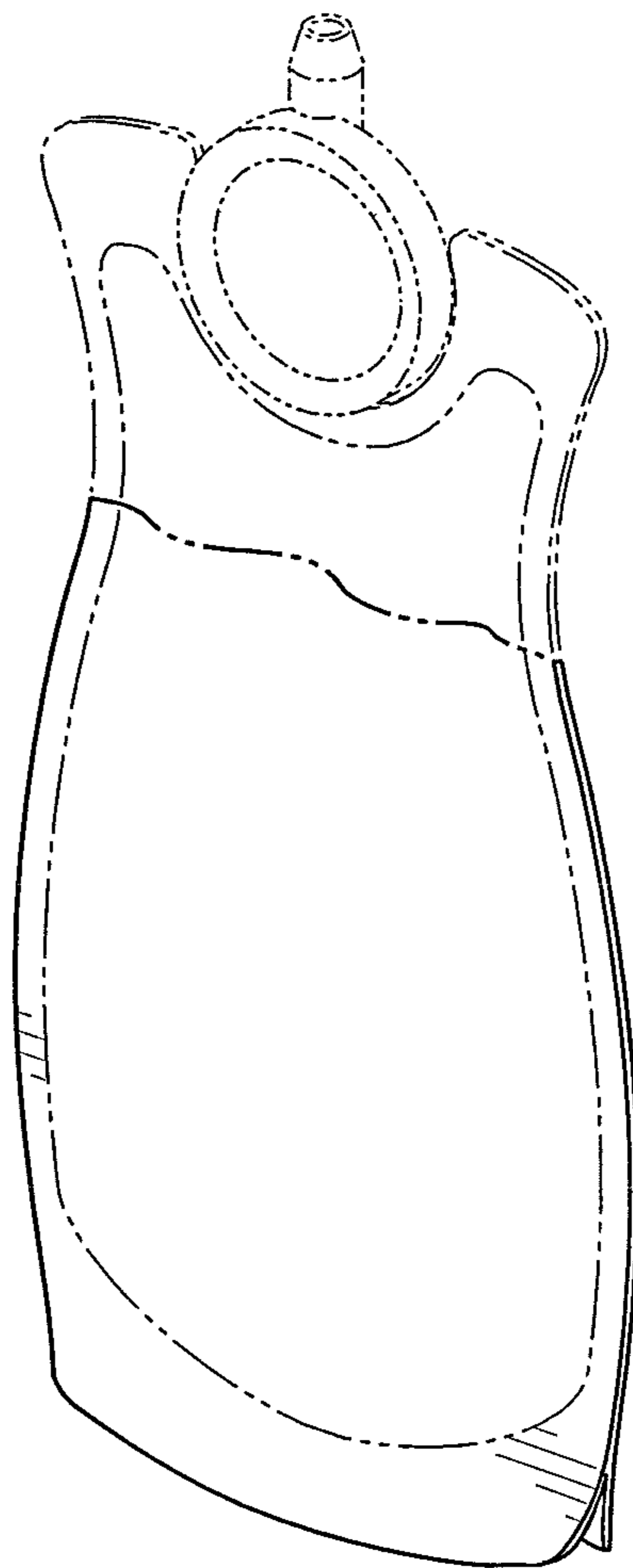
**DESCRIPTION**

FIG. 1 is a perspective view of a curved pouch for pump with  
gusset showing the new design;  
FIG. 2 is a front view of the new design;  
FIG. 3 is a back view of the new design;  
FIG. 4 is a left view of the new design;  
FIG. 5 is a right view of the new design;  
FIG. 6 is a top view of the new design; and,  
FIG. 7 is a bottom view of the new design.


The broken-line disclosure is understood to represent por-  
tions of the article in which the claimed design is embodied,  
but which form no part of the claimed design.

**1 Claim, 3 Drawing Sheets**






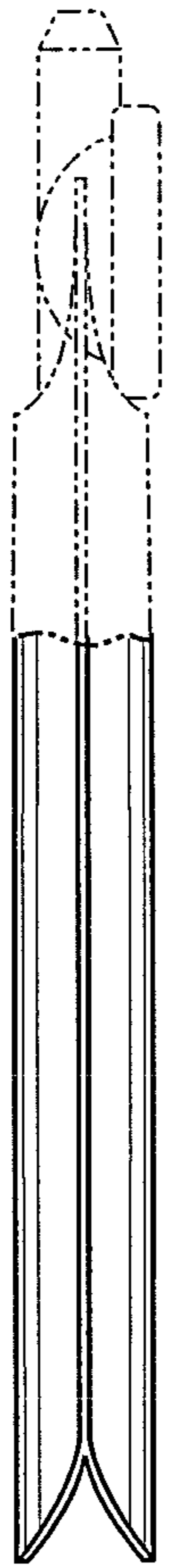
**FIG.1**



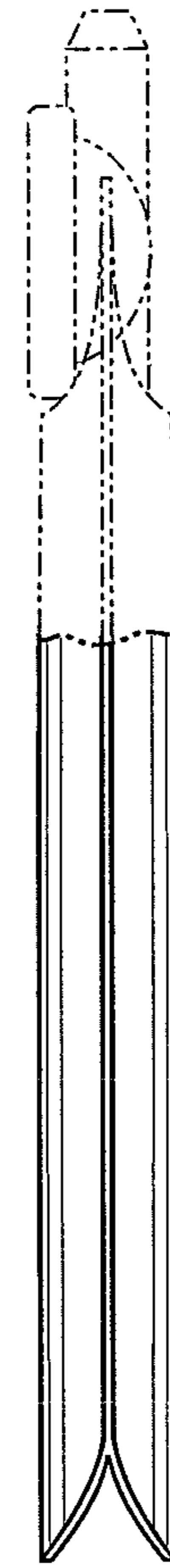
**FIG. 2**



**FIG. 3**



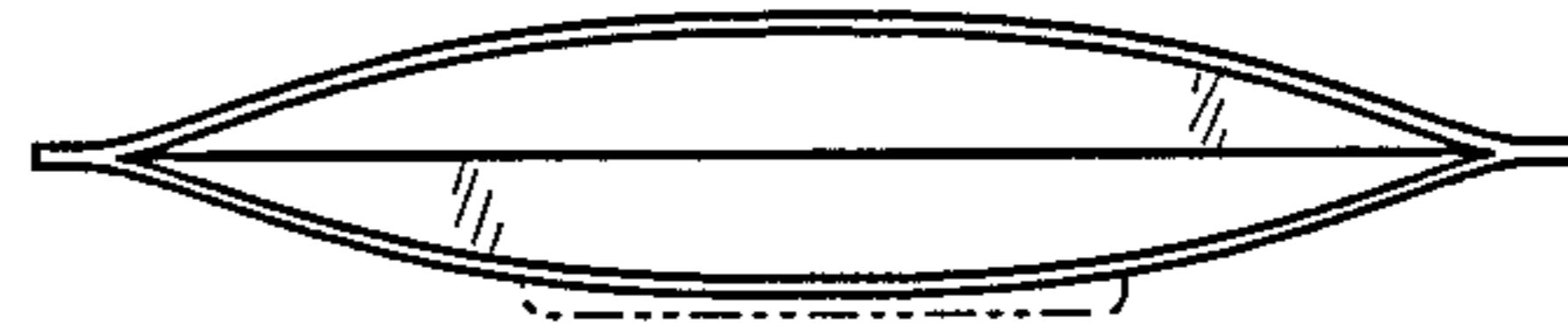
**FIG. 4**



**FIG. 5**



**FIG. 6**



**FIG. 7**