



US00D714654S

(12) **United States Design Patent**
Faillant Dumas

(10) **Patent No.:** **US D714,654 S**
(45) **Date of Patent:** **** Oct. 7, 2014**

- (54) **CONTAINER FOR PERFUMES**
- (71) Applicant: **Antonio Puig, S.A.**, Barcelona (ES)
- (72) Inventor: **Jerome Faillant Dumas**, Paris (FR)
- (73) Assignee: **Antonio Puig, S.A.**, Barcelona (ES)
- (**) Term: **14 Years**
- (21) Appl. No.: **29/452,654**
- (22) Filed: **Apr. 19, 2013**
- (51) **LOC (10) Cl.** **09-01**
- (52) **U.S. Cl.**
USPC **D9/682**
- (58) **Field of Classification Search**
USPC D9/600–651, 682–694, 719, 516–575,
D9/434–436, 447–449, 454; D28/91.1;
215/379–385; 220/662, 665, 669–675
See application file for complete search history.

(56) **References Cited**

U.S. PATENT DOCUMENTS

D18,997 S *	4/1889	Underhill	D9/544
D48,212 S *	11/1915	Wiegand	D9/626
D91,033 S *	11/1933	Kessler	D9/667
D94,575 S *	2/1935	Steelman	D9/550
D95,872 S *	6/1935	Stahl	D9/544
D96,268 S *	7/1935	Meyer	D9/522
D96,728 S *	9/1935	De Vaultier	D9/555
D98,270 S *	1/1936	McIntosh	D9/544

D98,730 S *	2/1936	McCullough	D9/550
D105,235 S *	7/1937	Steelman	D9/545
D133,574 S *	8/1942	Jackson	D9/522
D140,842 S *	4/1945	Gordon	D9/681
D211,079 S *	5/1968	Du Pree	D7/300
D235,510 S *	6/1975	Blat	D9/546
D337,527 S *	7/1993	Klapwald	D9/558
D345,300 S *	3/1994	Koytuk	D9/611
D404,294 S *	1/1999	De Baschmakoff	D9/682
D408,730 S *	4/1999	Herrmann	D9/694
D411,740 S *	6/1999	Kim	D9/658
D660,178 S *	5/2012	Chen	D9/694

* cited by examiner

Primary Examiner — Catherine Tuttle

(74) *Attorney, Agent, or Firm* — Porzio, Bromberg & Newman, P.C.

(57) **CLAIM**

I claim, the ornamental design for a container for perfumes, as shown and described.

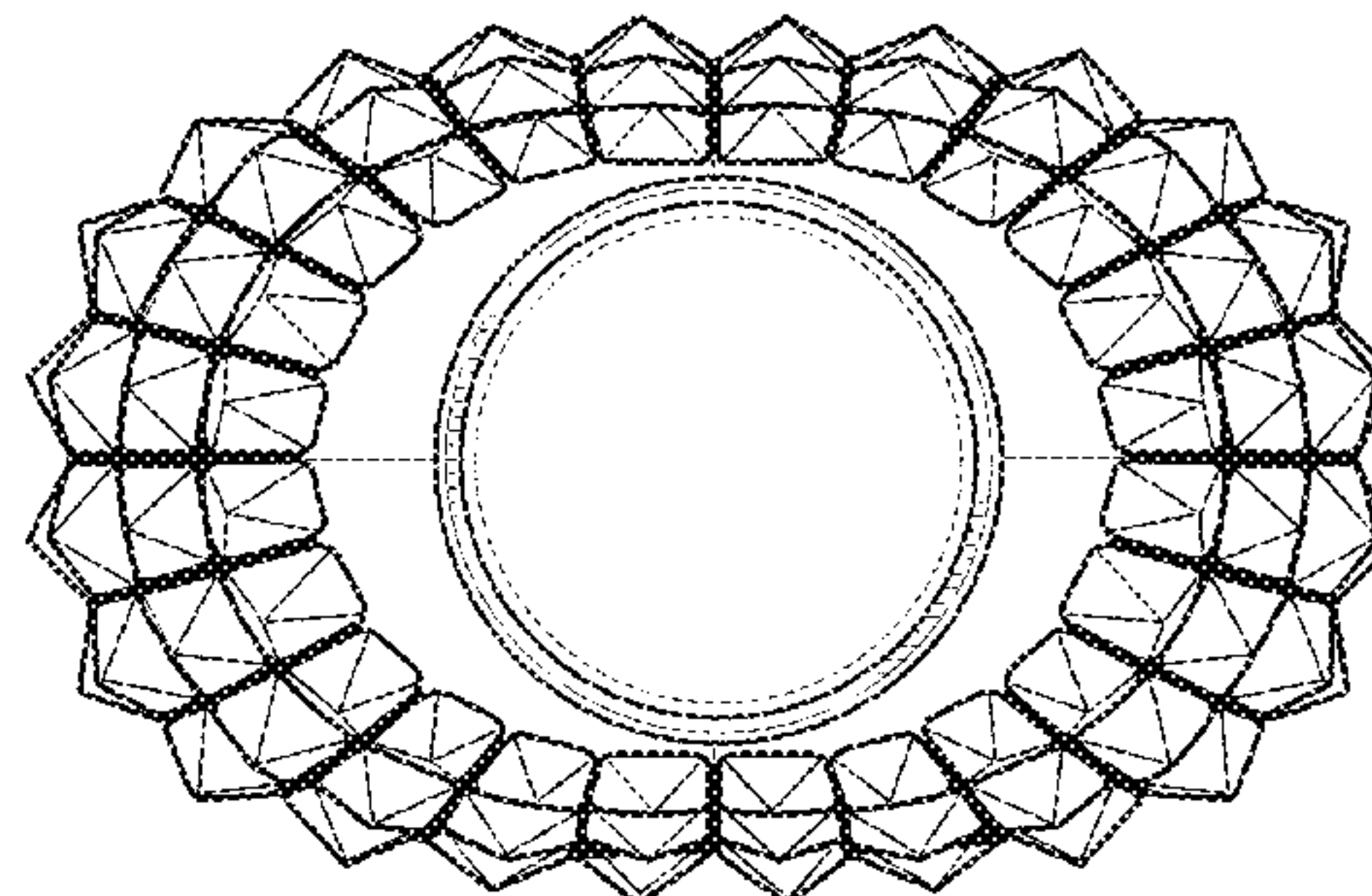
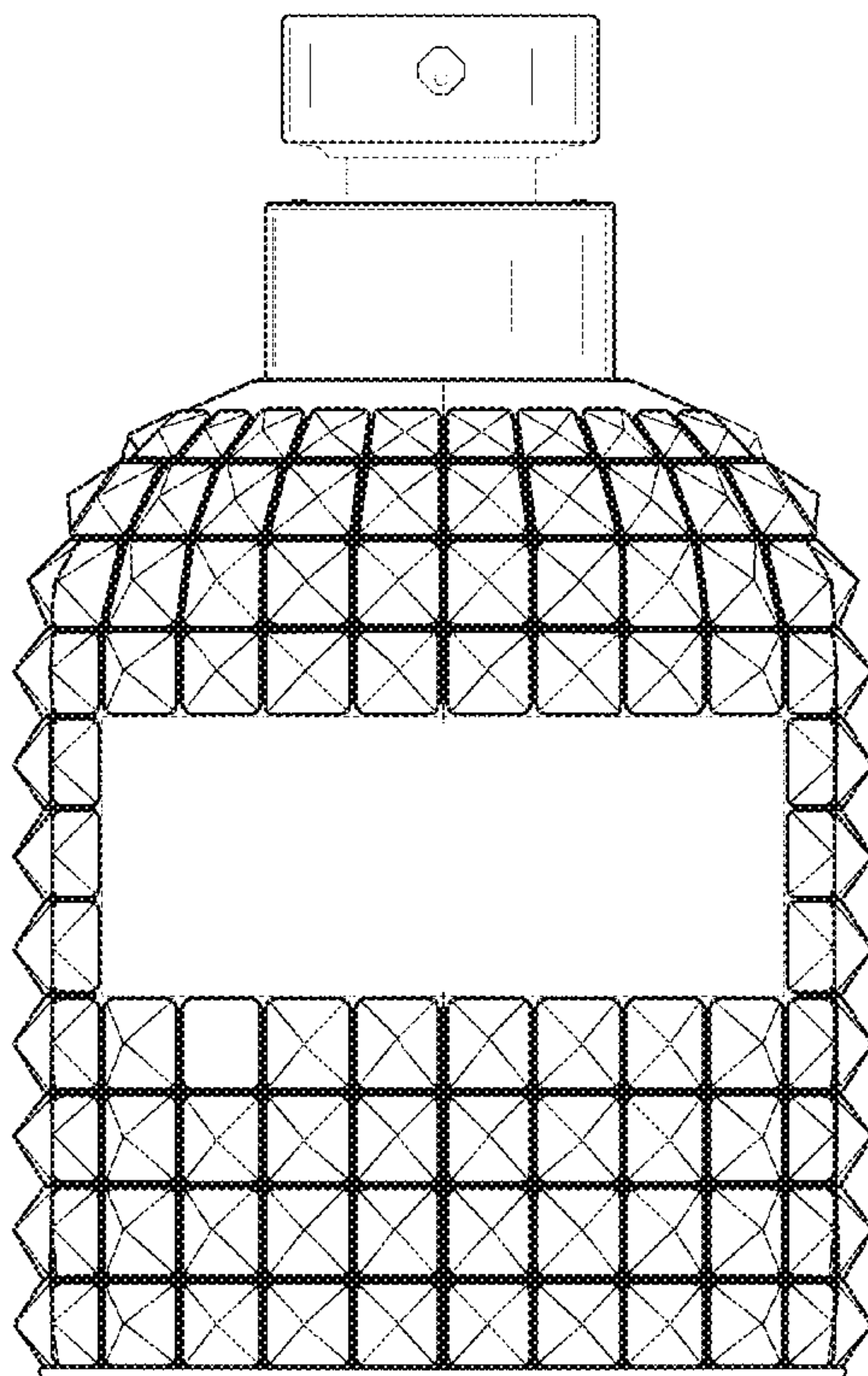
DESCRIPTION

FIG. 1 is a rear elevational view, showing my new design; FIG. 2 is a side elevational view thereof; FIG. 3 is a front elevational view thereof; and, FIG. 4 is a top plan view thereof.

The bottom surface of the container forms no part of the claimed design.

The broken lines in FIGS. 2-4 are included for the purpose of illustrating the boundaries of the portions of the top and front of the container that form no part of the claimed design.

1 Claim, 4 Drawing Sheets



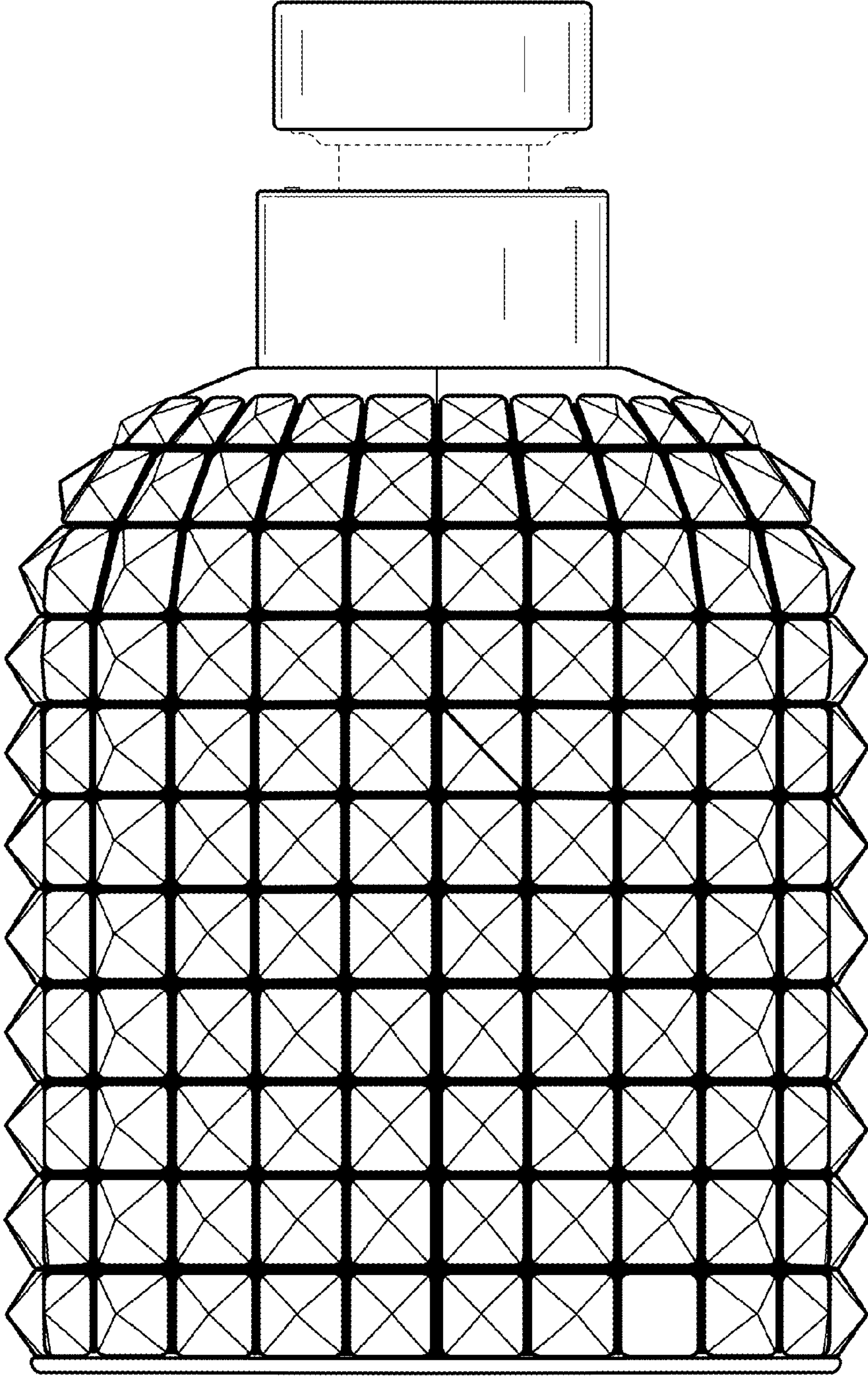


FIG. 1




FIG. 2

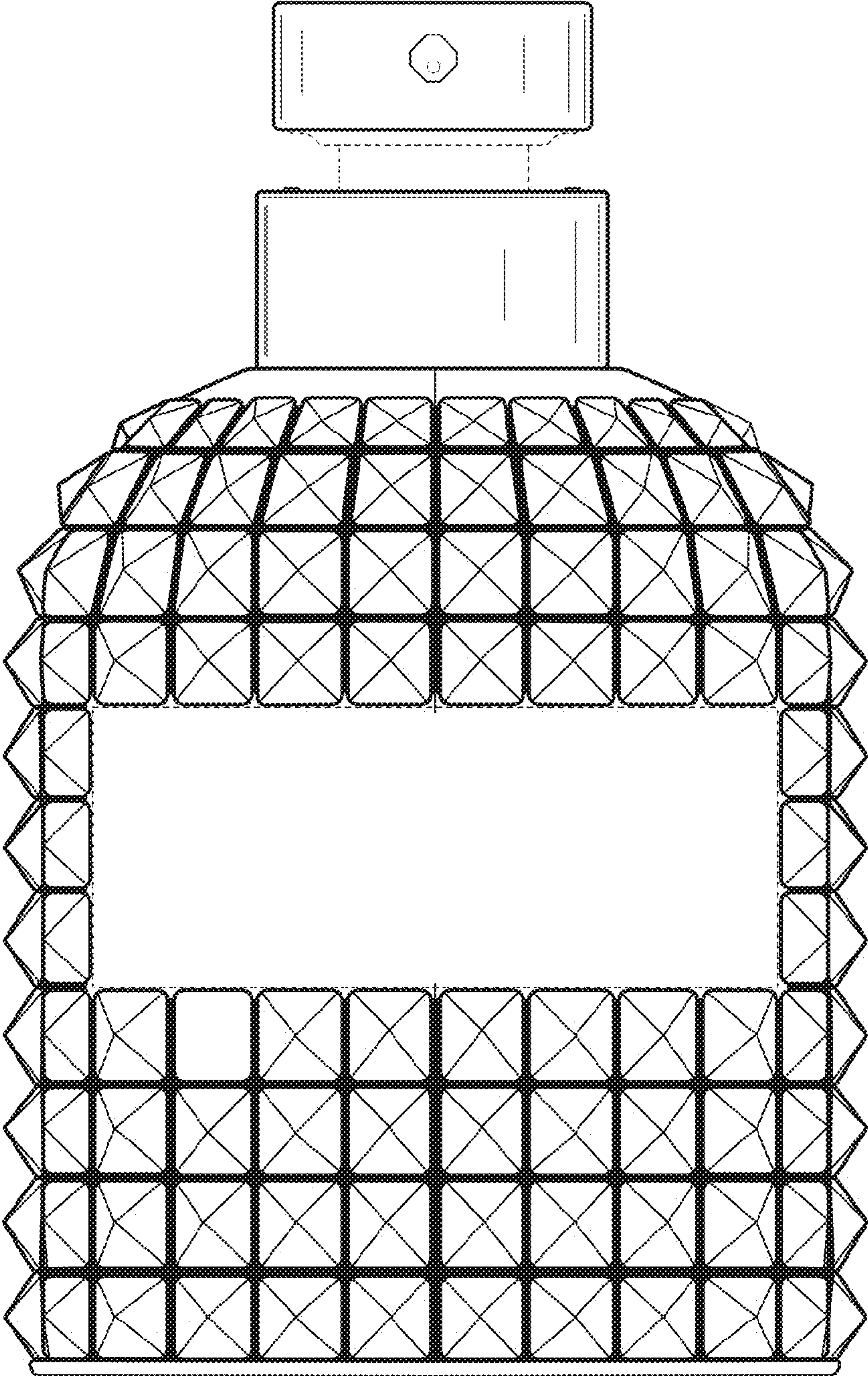


FIG. 3




FIG. 4