



US00D714650S

(12) **United States Design Patent**
Bruscha et al.

(10) **Patent No.:** **US D714,650 S**

(45) **Date of Patent:** **** Oct. 7, 2014**

(54) **BOTTLE**

(75) Inventors: **Kacie Bruscha**, Mesa, AZ (US); **Amy Rhodes**, Phoenix, AZ (US); **Brent Lindberg**, St. Charles, IL (US); **Wade K. Fournier, Jr.**, Spring Grove, IL (US)

(73) Assignee: **The Dial Corporation**, Scottsdale, AZ (US)

(**) Term: **14 Years**

(21) Appl. No.: **29/409,235**

(22) Filed: **Dec. 21, 2011**

(51) **LOC (10) Cl.** **09-01**

(52) **U.S. Cl.**
USPC **D9/542**; D9/558; D9/571; D9/574

(58) **Field of Classification Search**
USPC D9/516, 529-530, 537, 542, 558,
D9/571-574, 682-694; 215/379, 381-382,
215/384; 220/660, 662, 669
See application file for complete search history.

(56) **References Cited**

U.S. PATENT DOCUMENTS

D54,018 S *	11/1919	Bruns	D9/765
D112,704 S *	12/1938	McLaughlin	D9/542
D168,390 S *	12/1952	Baird	D9/574
D260,238 S *	8/1981	Costa	D9/542
D352,460 S *	11/1994	Sherman et al.	D9/542
5,370,266 A *	12/1994	Woodruff	222/1
D364,092 S *	11/1995	Feen	D9/542
D465,150 S *	11/2002	Crawford et al.	D9/682
D505,079 S *	5/2005	Mulder et al.	D9/542
D522,876 S *	6/2006	Braaten et al.	D9/691
D531,045 S *	10/2006	Owens et al.	D9/571 X
D546,189 S *	7/2007	Costello et al.	D9/558

D558,590 S *	1/2008	Cowan-Hughes et al.	D9/682
D591,607 S *	5/2009	Marotti et al.	D9/571
D618,108 S *	6/2010	Renz et al.	D9/574 X
D621,273 S *	8/2010	Bruscha et al.	D9/542
D624,429 S *	9/2010	Gedanke	D9/571 X
D638,301 S *	5/2011	Liu et al.	D9/542
D642,475 S *	8/2011	Crutchley et al.	D9/571 X
D669,788 S *	10/2012	MacLean et al.	D9/542
D670,172 S *	11/2012	Bruscha et al.	D9/542
D674,701 S *	1/2013	Claassen	D9/574 X
D688,133 S *	8/2013	Reynolds	D9/542
D688,561 S *	8/2013	Bunce et al.	D9/682
D690,600 S *	10/2013	Reynolds	D9/571 X
8,714,407 B2 *	5/2014	Frank et al.	222/103

* cited by examiner

Primary Examiner — Carol P Rademaker

(74) *Attorney, Agent, or Firm* — David K. Benson

(57) **CLAIM**

The ornamental design for a bottle, as shown and described.

DESCRIPTION

FIG. 1 is a top, front, left side perspective view of a bottle embodying our new design;

FIG. 2 is a front elevational view thereof, the rear elevational view being a mirror image thereof except for the unclaimed thread;

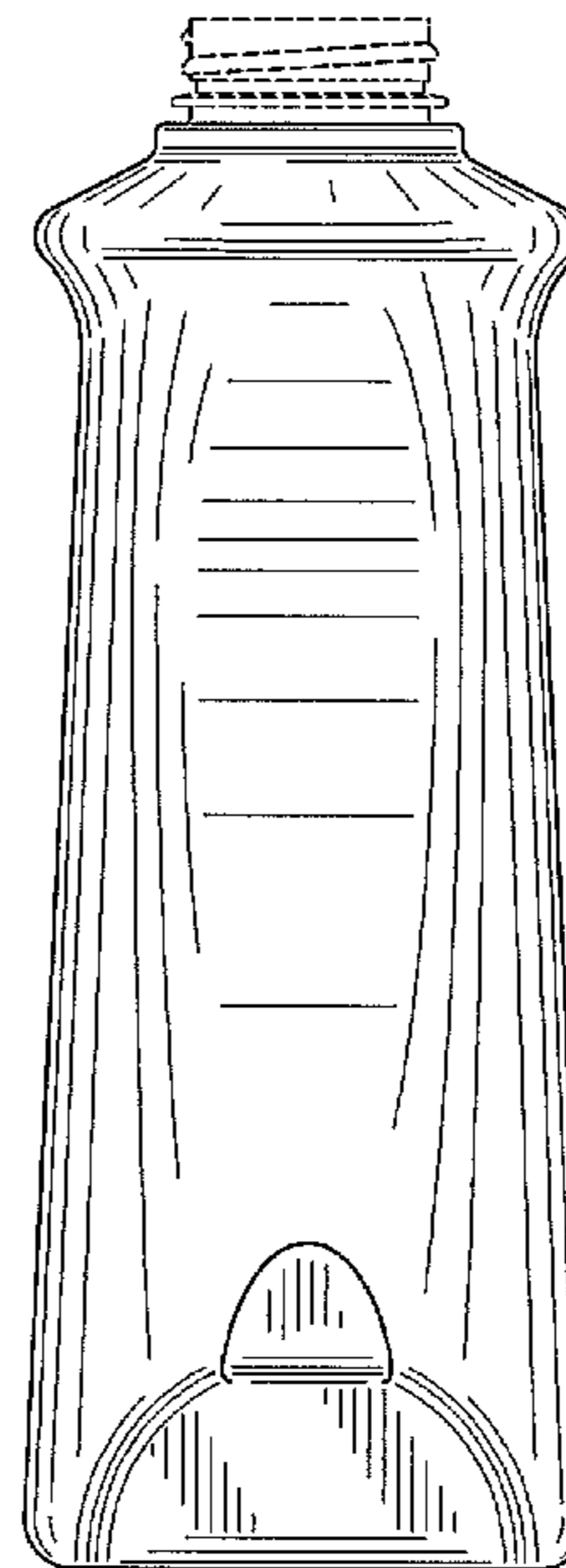
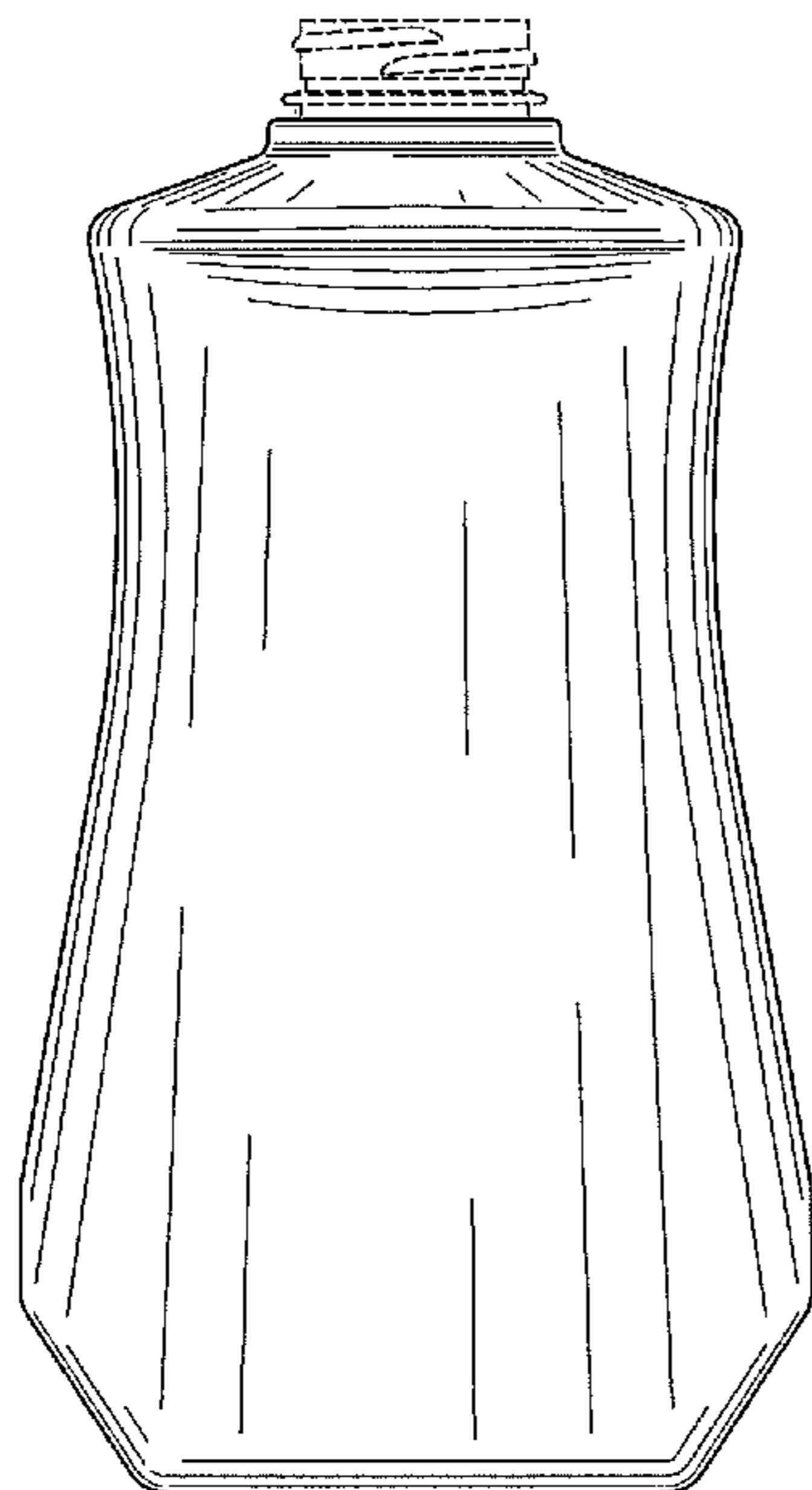
FIG. 3 is a right side elevational view thereof, the left side elevational view being a mirror image thereof except for the unclaimed thread;

FIG. 4 is a top plan view thereof; and,

FIG. 5 is a bottom plan view thereof.

The broken lines shown of the pour spout and on the bottom surface of the claimed design are included for the purpose of illustrating environmental structure and form no part of the claimed design.

1 Claim, 4 Drawing Sheets



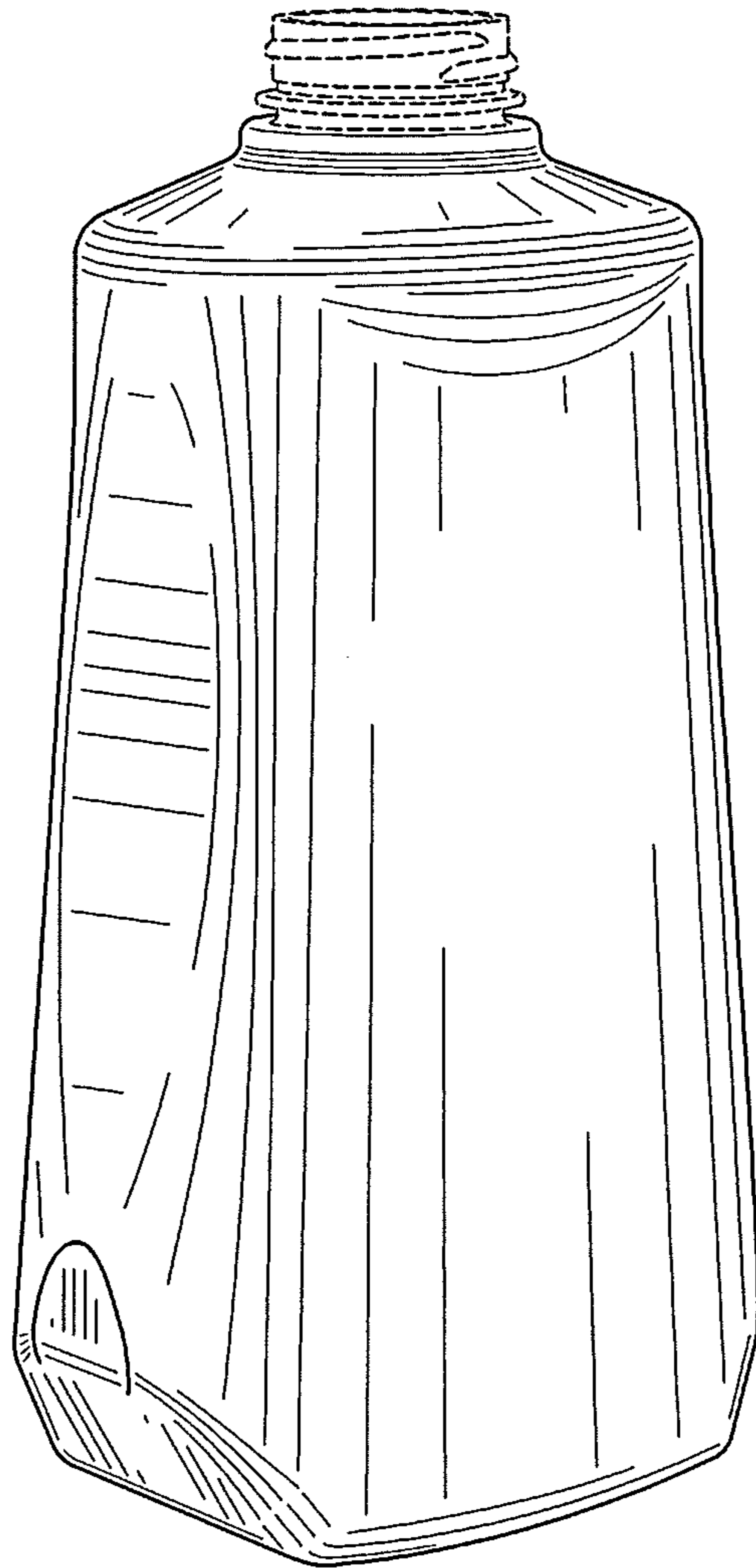


FIG. 1

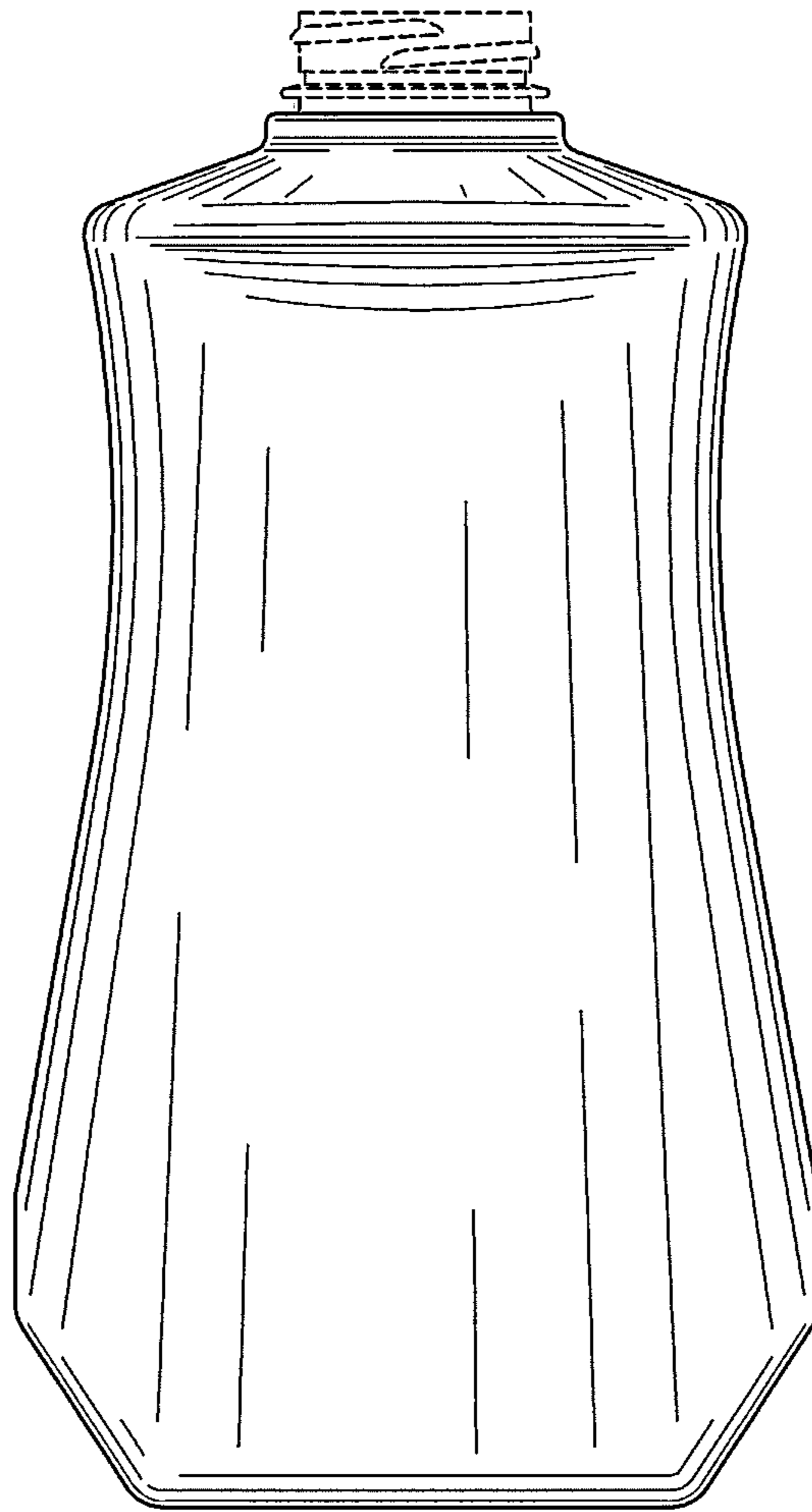


FIG. 2

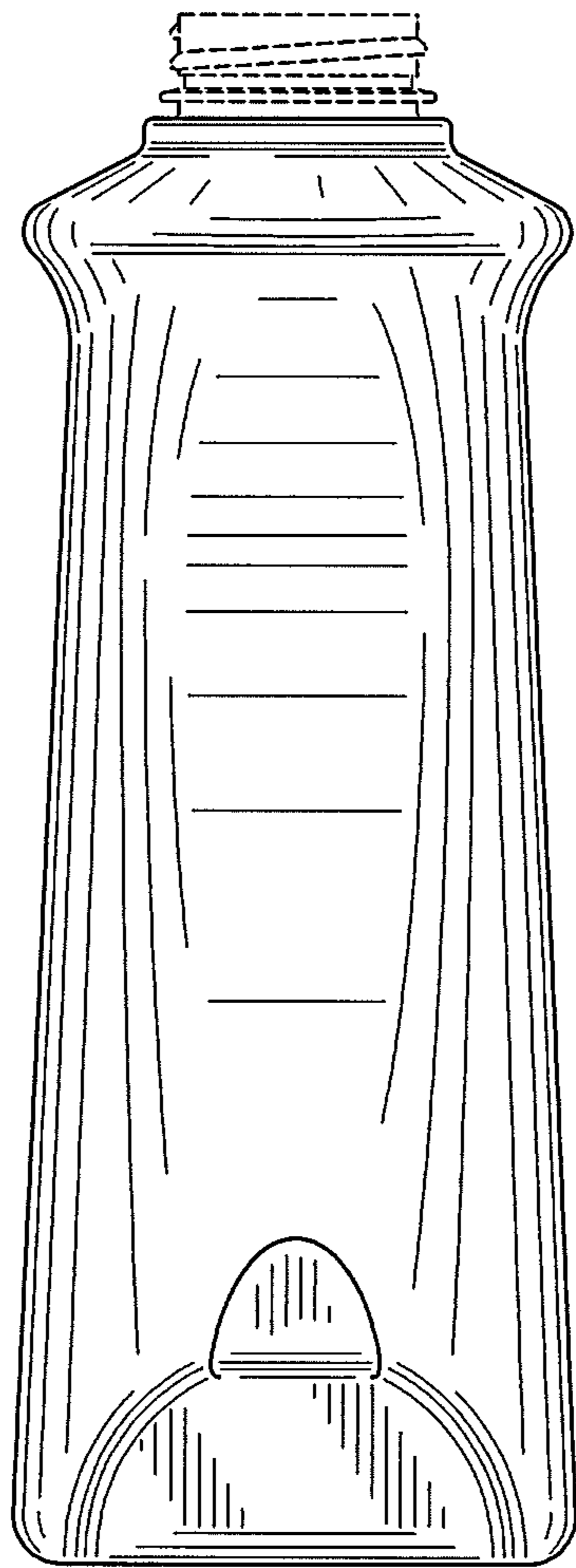


FIG. 3

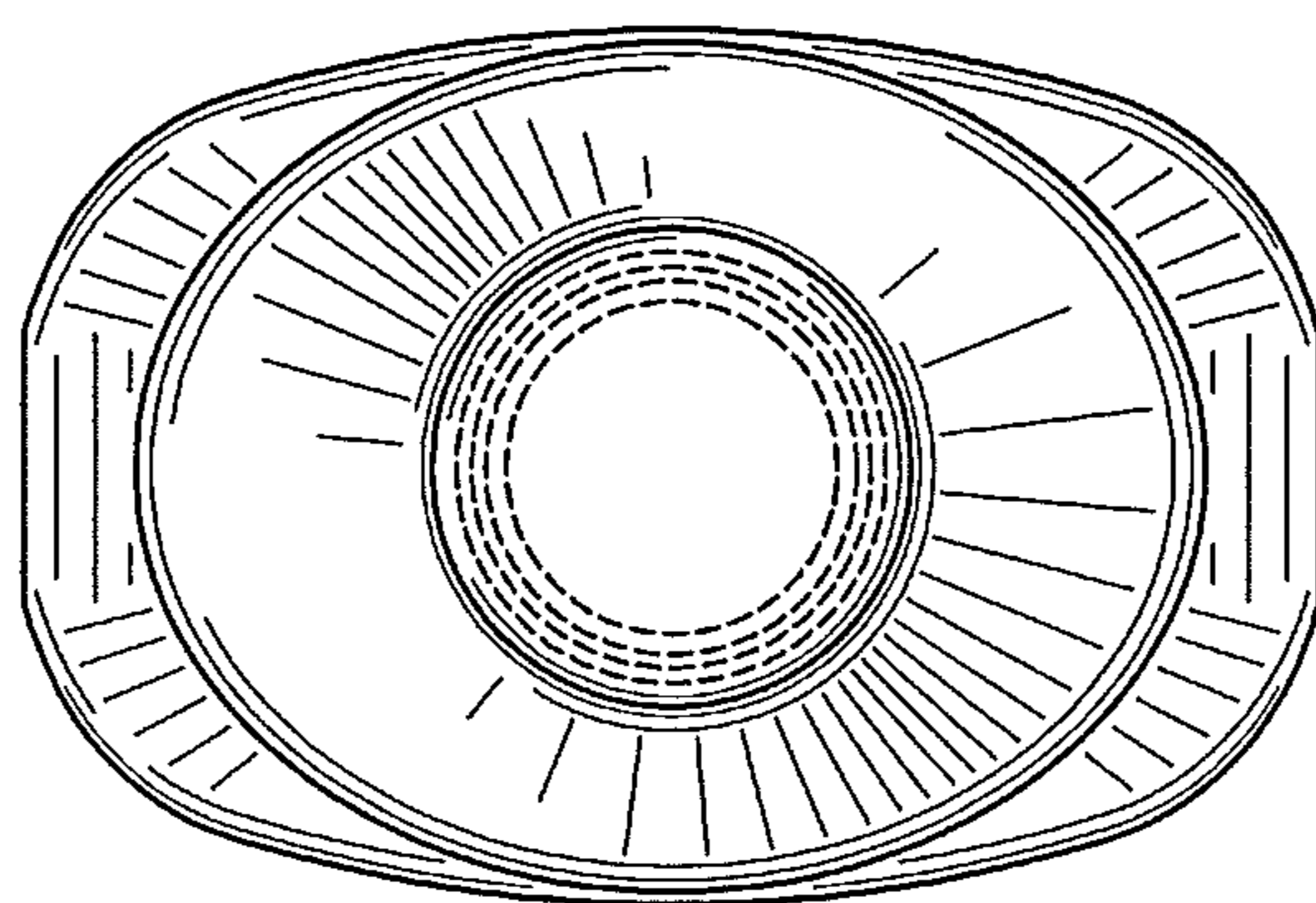


FIG. 4

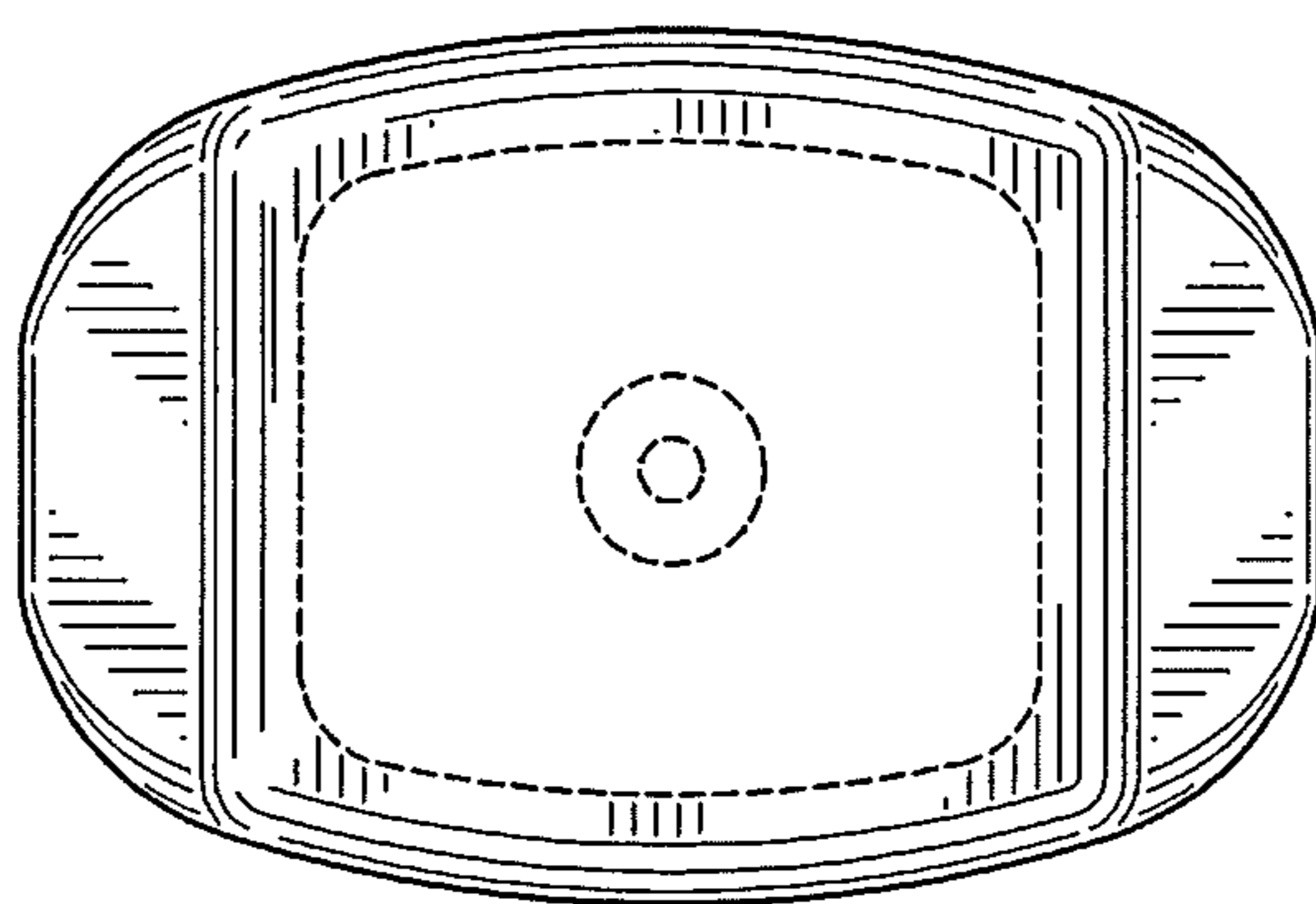


FIG. 5