



US00D714639S

(12) **United States Design Patent**
Royer et al.

(10) **Patent No.:** **US D714,639 S**

(45) **Date of Patent:** **** Oct. 7, 2014**

(54) **PACKAGE FOR CUP**

(71) Applicant: **McCormick & Company, Incorporated**, Sparks, MD (US)

(72) Inventors: **Violaine Royer**, Avignon (FR); **Mark Jenkins**, Pasadena, MD (US)

(73) Assignee: **McCormick & Company, Incorporated**, Sparks, MD (US)

(**) Term: **14 Years**

(21) Appl. No.: **29/450,164**

(22) Filed: **Mar. 15, 2013**

(51) **LOC (10) Cl.** **09-03**

(52) **U.S. Cl.**
USPC **D9/433**

(58) **Field of Classification Search**
CPC . B65D 5/18-5/20; B65D 71/12; B65D 71/40;
B65D 71/46; B65D 25/00; B65D 85/00
USPC D9/415-419, 420-425, 428, 429-435,
D9/708, 719, 734; D3/203.2, 272, 273,
D3/294, 302-304; D7/538-542, 601, 602,
D7/629; D19/9-11; D20/10, 22, 27-28,
D20/39-43

See application file for complete search history.

(56) **References Cited**

U.S. PATENT DOCUMENTS

3,080,050	A	*	3/1963	Fielding	206/431
D222,669	S	*	11/1971	Freiman	D9/433
D264,817	S	*	6/1982	Austin	D9/433
4,671,453	A	*	6/1987	Cassidy	206/485.1
D360,827	S	*	8/1995	Mats	D9/711

D375,044	S	*	10/1996	Williard et al.	D9/433
D402,200	S	*	12/1998	Bakx et al.	D9/430
D436,533	S	*	1/2001	Correll	D9/433
D484,798	S	*	1/2004	Bukowski	D9/433
D615,402	S	*	5/2010	Doster	D9/457
D654,810	S	*	2/2012	Mansouri	D9/711
D701,454	S	*	3/2014	Pryor	D9/417

OTHER PUBLICATIONS

U.S. Appl. No. 29/450,193, filed Mar. 15, 2013, Royer.

* cited by examiner

Primary Examiner — Susan Bennett Hattan

Assistant Examiner — Vy Koenig

(74) *Attorney, Agent, or Firm* — Oblon, Spivak, McClelland, Maier & Neustadt, L.L.P.

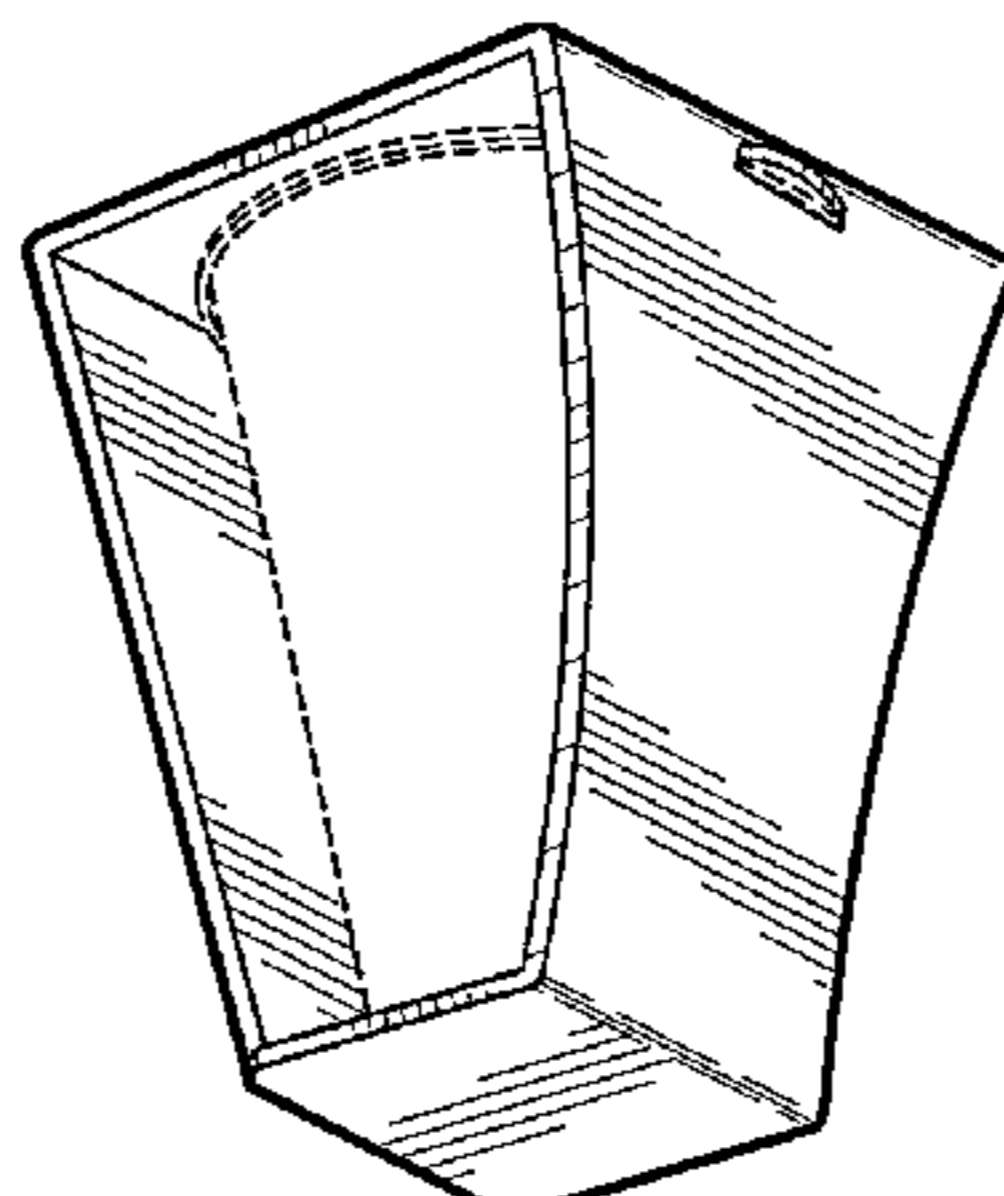
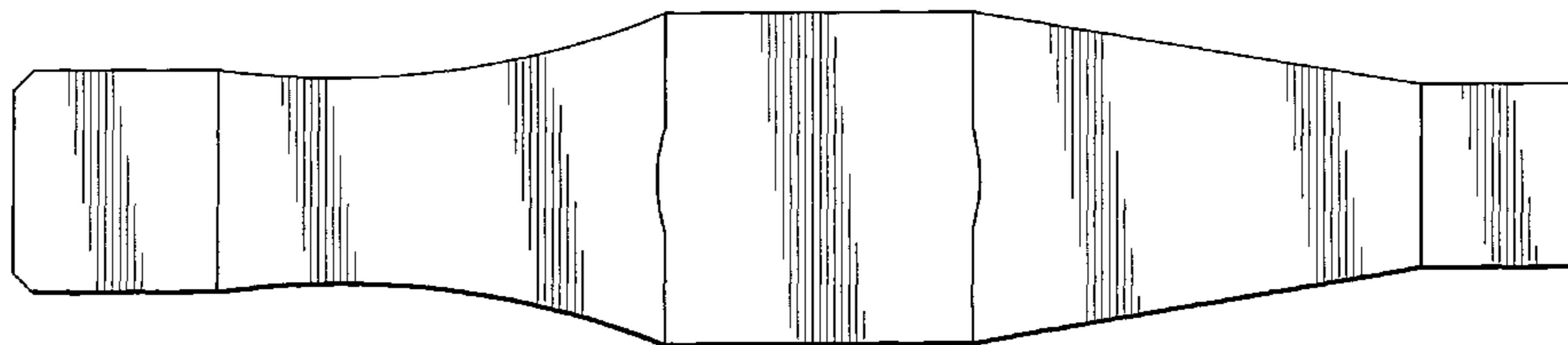
(57) **CLAIM**

The ornamental design for a package for cup, as shown and described.

DESCRIPTION

FIG. 1 is a top unfolded view of a package for cup;
FIG. 2 is a front unfolded view thereof;
FIG. 3 is a rear unfolded view thereof;
FIG. 4 is a left side unfolded view thereof, where the right side unfolded view is the mirror image of the left side unfolded view thereof;
FIG. 5 is a front folded view thereof;
FIG. 6 is a rear folded view thereof;
FIG. 7 is a left folded view thereof;
FIG. 8 is a right folded view thereof; and,
FIG. 9 is a bottom, left, and perspective view thereof.
The broken lines in the drawings depict environmental subject matter only and form no part of the claimed design.

1 Claim, 5 Drawing Sheets



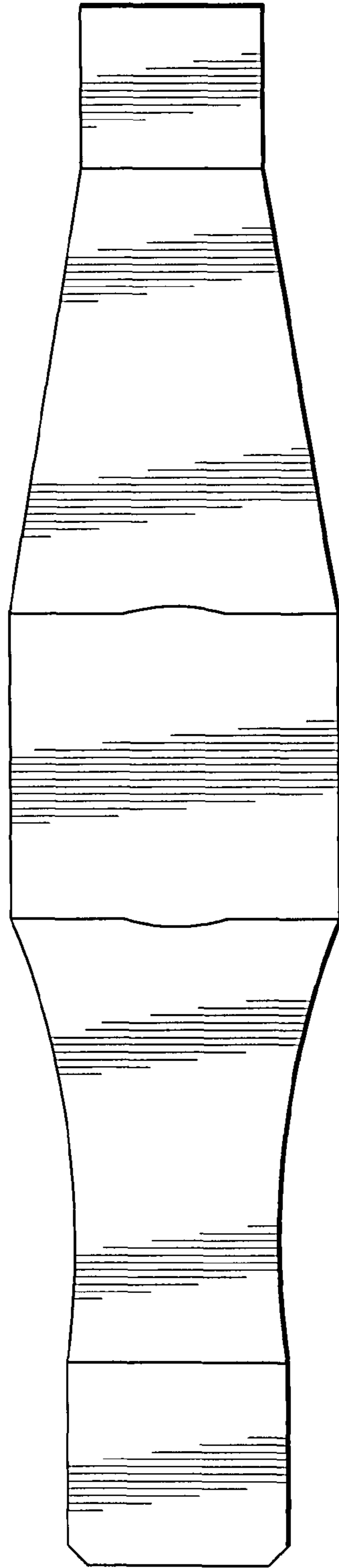


Fig. 1



Fig. 2



Fig. 3



Fig. 4

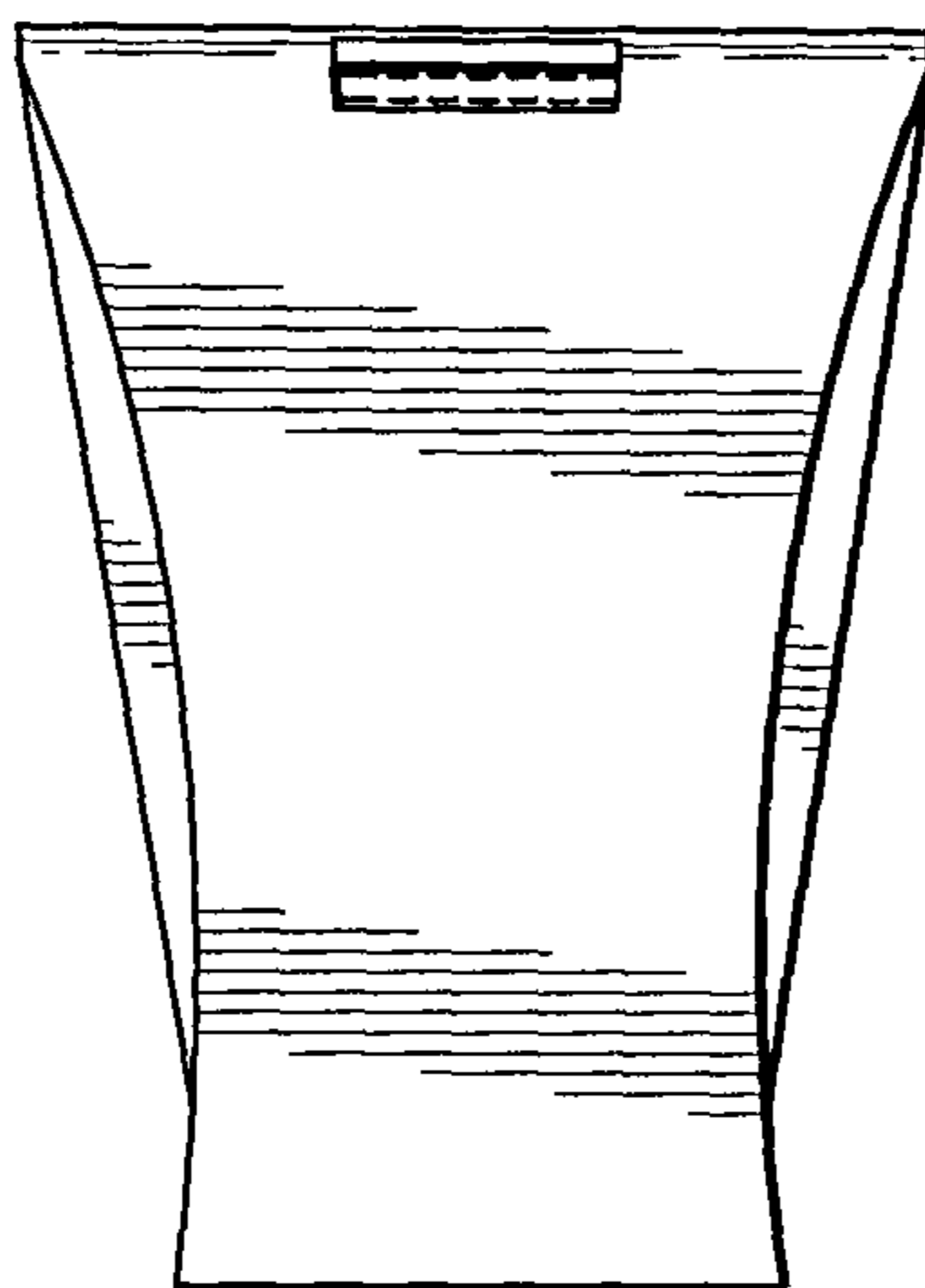


Fig. 5

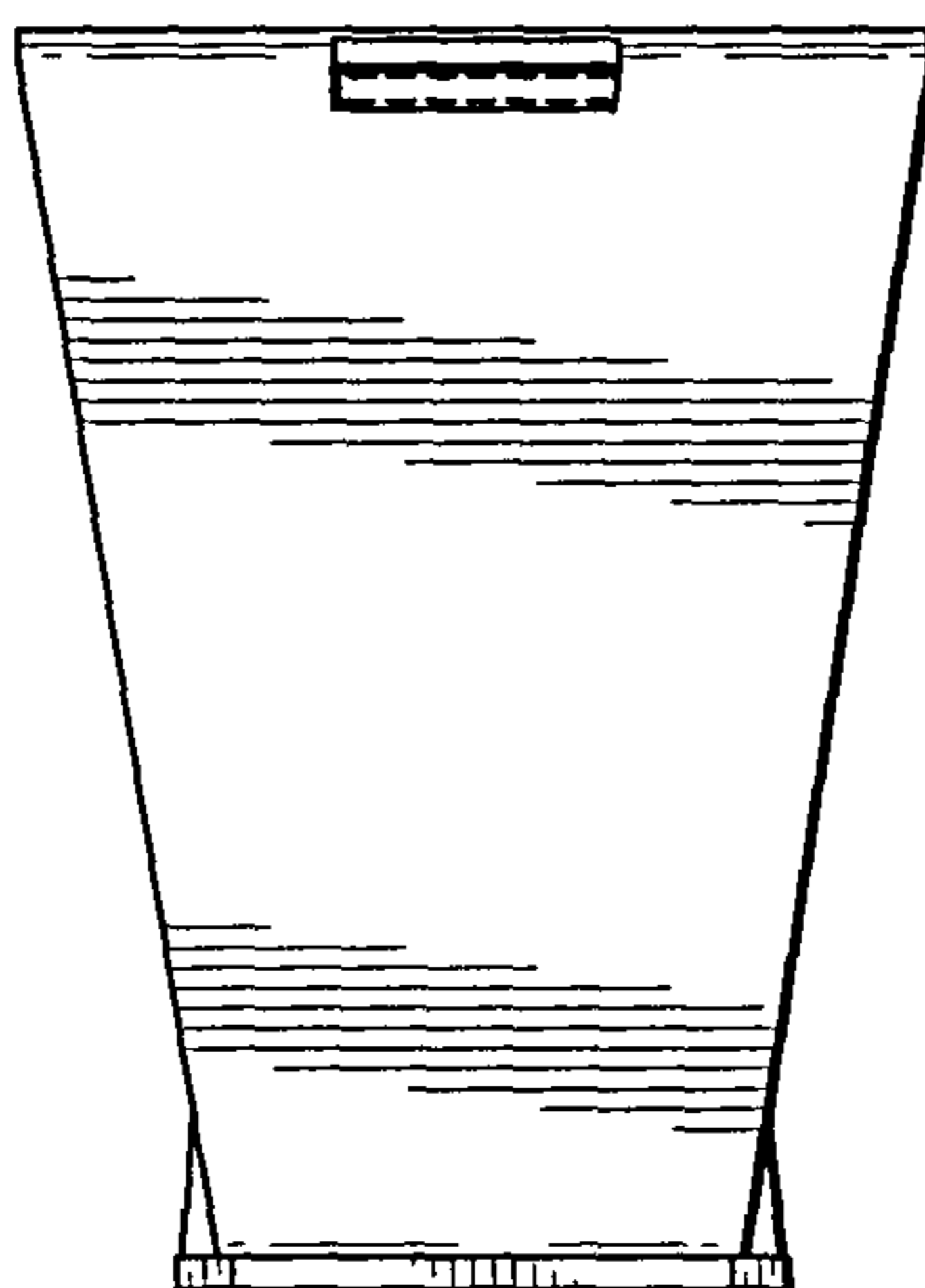


Fig. 6

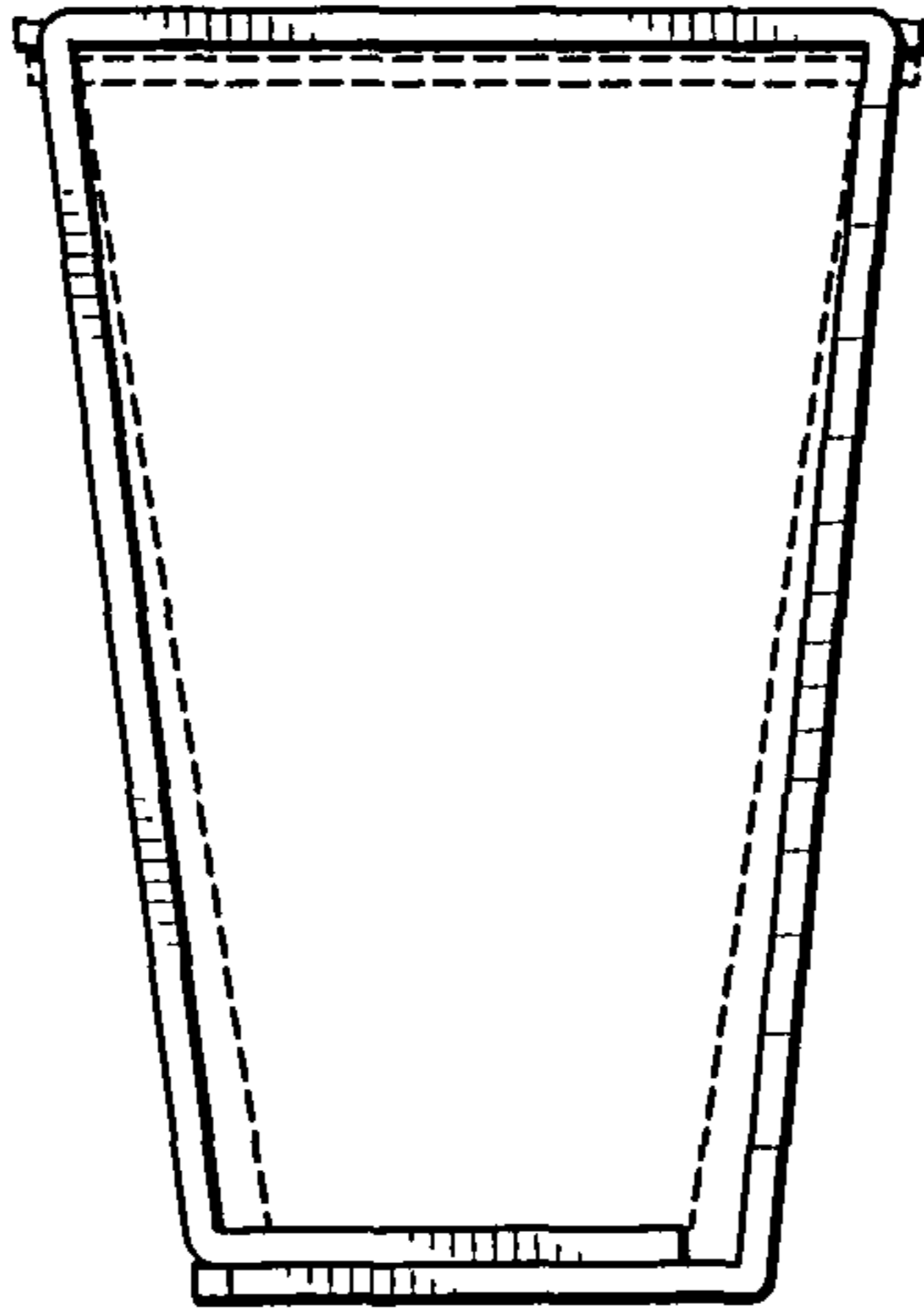


Fig. 7

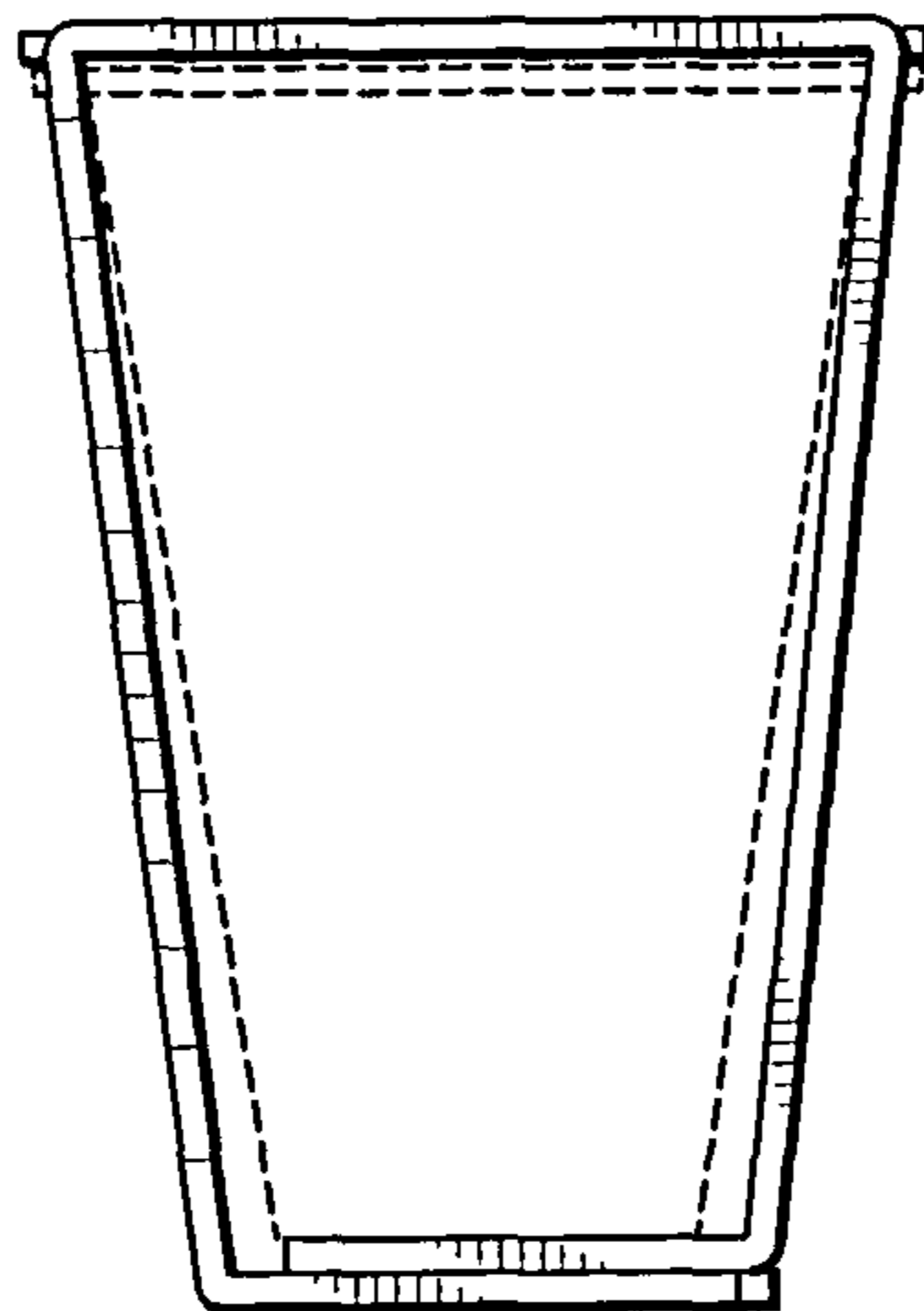


Fig. 8




Fig. 9