



US00D714609S

(12) **United States Design Patent**
Beukema

(10) **Patent No.:** **US D714,609 S**
(45) **Date of Patent:** **** Oct. 7, 2014**

(54) **AUTO HAMMER**

(71) Applicant: **Chervon (HK) Limited**, Wanchai (HK)

(72) Inventor: **Brent Beukema**, Nanjing (CN)

(73) Assignee: **Chervon (HK) Limited**, Hong Kong (HK)

(**) Term: **14 Years**

(21) Appl. No.: **29/480,205**

(22) Filed: **Jan. 24, 2014**

(30) **Foreign Application Priority Data**

Jul. 24, 2013 (CN) 2013 3 0349773

(51) **LOC (10) Cl.** **08-03**

(52) **U.S. Cl.**
USPC **D8/61; D8/68**

(58) **Field of Classification Search**
CPC B62D 23/005; B62D 29/00; B62D 29/043;
B62D 31/00; B62D 33/046; B62D 35/00;
B62D 35/001; B60Q 1/0005
USPC D8/61, 67, 68; 81/57.4, 489; 173/48,
173/109, 170, 178, 217; 408/124, 125;
362/119; 475/149

See application file for complete search history.

(56) **References Cited**

U.S. PATENT DOCUMENTS

D567,045 S * 4/2008 Chen D8/61
D598,260 S * 8/2009 Jerome et al. D8/61
D647,771 S * 11/2011 Schoch et al. D8/61
D663,181 S * 7/2012 Zhou et al. D8/61
8,342,375 B2 * 1/2013 Fukinuki et al. 227/131
8,348,120 B2 * 1/2013 Wei 227/147
8,469,250 B2 * 6/2013 Zhou 227/147
8,485,276 B2 * 7/2013 Wei 173/217
D689,754 S * 9/2013 Hayakawa et al. D8/61
D705,027 S * 5/2014 Vitantonio et al. D8/64

D705,626 S * 5/2014 Schoch D8/64
2011/0121048 A1 * 5/2011 Wei 227/147
2014/0144662 A1 * 5/2014 Zhou 173/213

FOREIGN PATENT DOCUMENTS

AU 2010101288 A4 * 12/2010

OTHER PUBLICATIONS

Deutsch, Stuart. "Craftsman Right Angle Impact Driver Review (Nextec 12V Series)" ToolGuyd, Sep. 28, 2010 [online], [retrieved on Jun. 23, 2014]. Retrieved from the Internet <URL: <http://toolguyd.com/craftsman-right-angle-impact-driver-review-nextec-12v-series/>>.*

Mahoney, Doug. "Hammer vs. Auto-Hammer: A PM Lab Test." Popular Mechanics., Jan. 14, 2009 [online], [retrieved on Jun. 23, 2014]. Retrieved from the Internet <URL: <http://www.popularmechanics.com/home/reviews/hand-tools/4299320>>.*

* cited by examiner

Primary Examiner — Philip S Hyder

Assistant Examiner — Darlington Ly

(74) *Attorney, Agent, or Firm* — Greenberg Traurig, LLP

(57) **CLAIM**

What is claimed is the ornamental design for an auto hammer, as shown and described.

DESCRIPTION

FIG. 1 is a left side elevational view of an auto hammer showing my new design;

FIG. 2 is a right side elevational view thereof;

FIG. 3 is a front elevational view thereof;

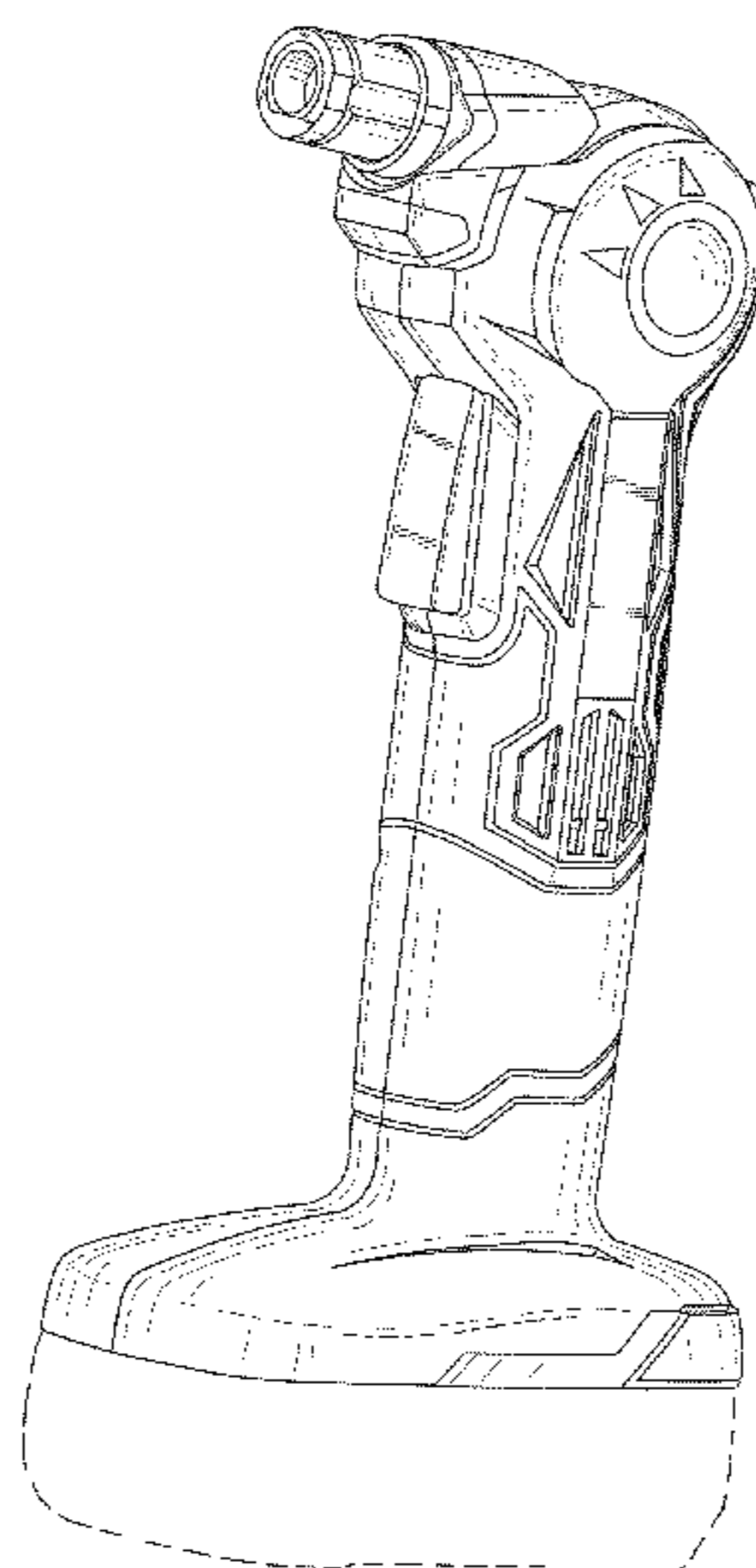
FIG. 4 is a rear elevational view thereof;

FIG. 5 is a top plan view thereof; and,

FIG. 6 is a perspective view thereof.

The broken lines shown in the drawings illustrate portions of the auto hammer that forms no part of claimed design.

1 Claim, 6 Drawing Sheets



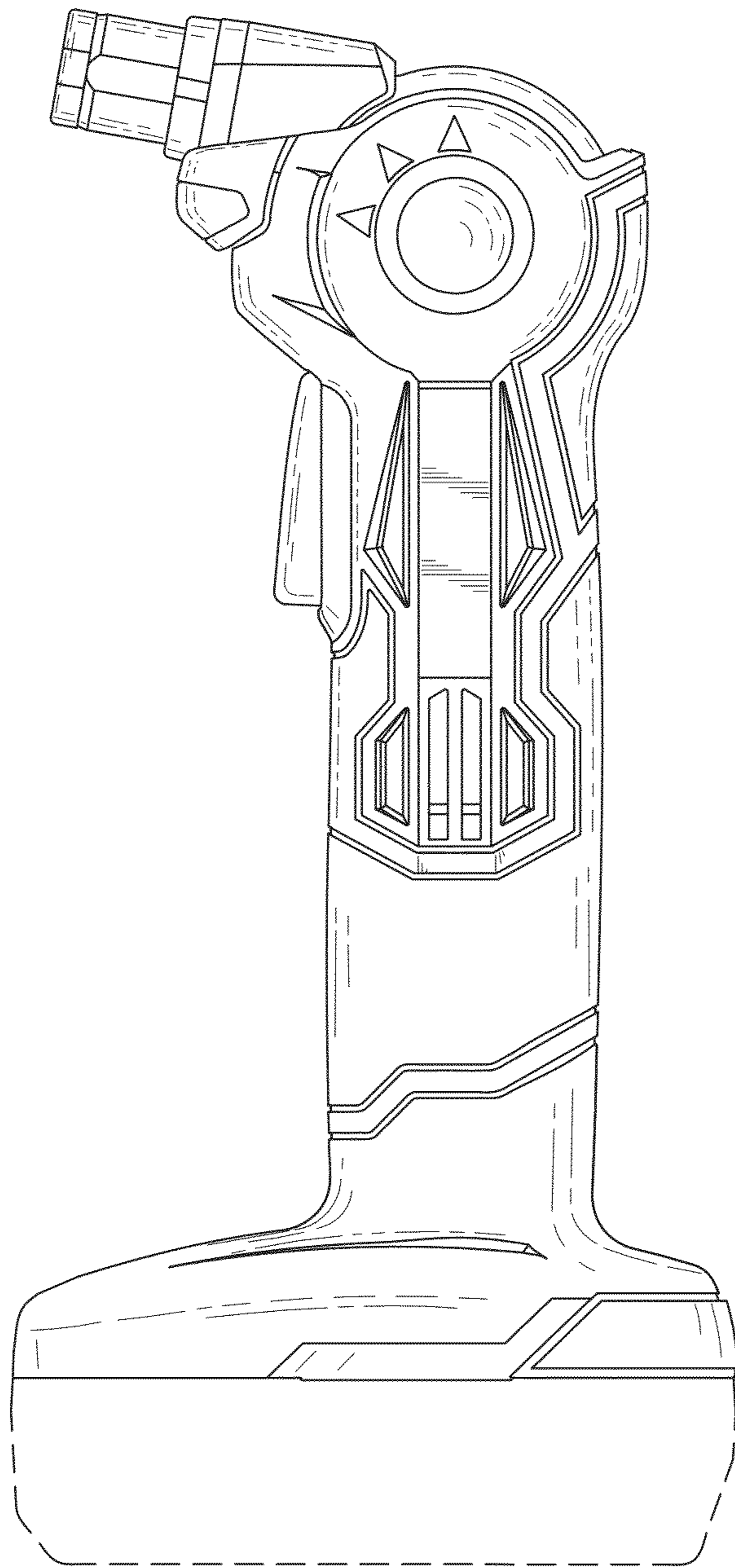


Fig. 1

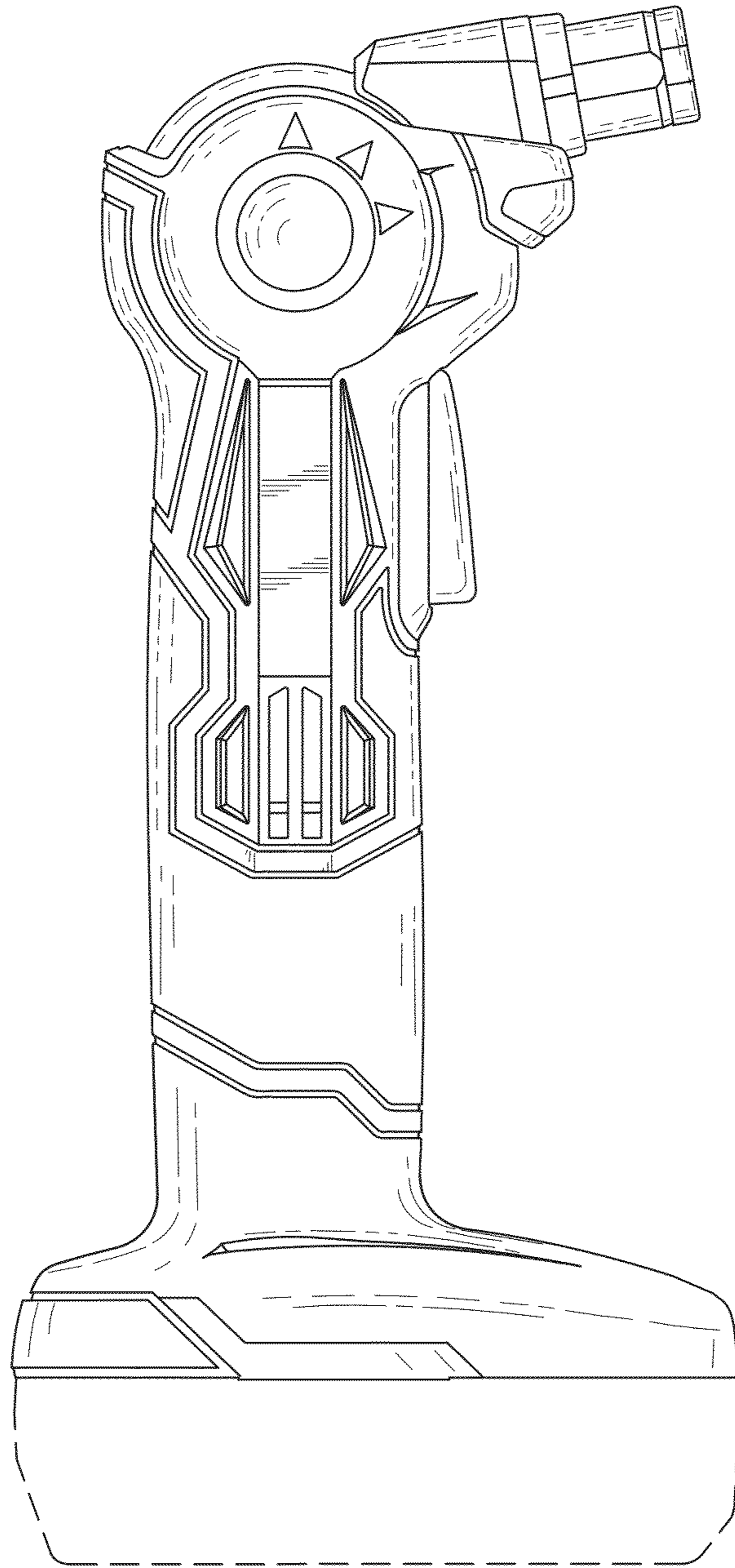


Fig. 2

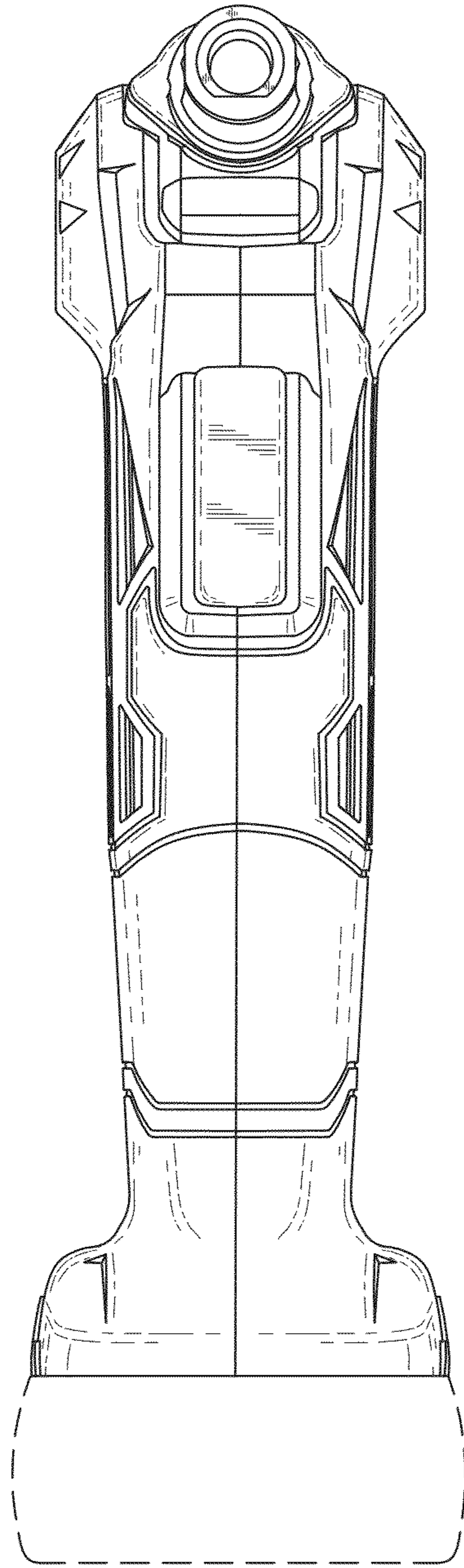


Fig. 3

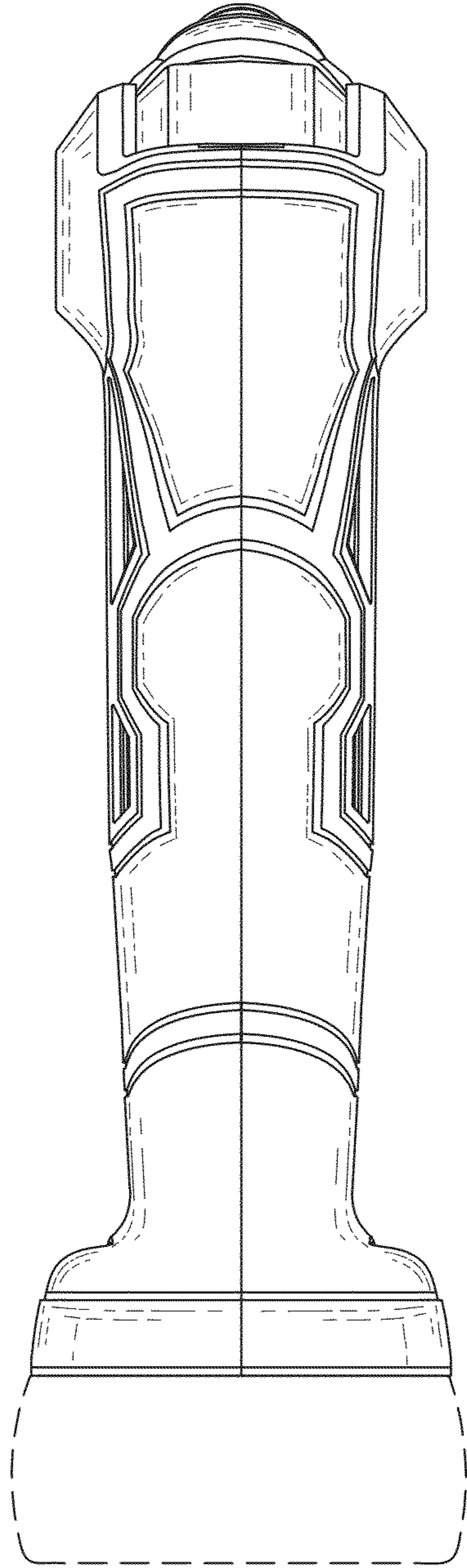


Fig. 4

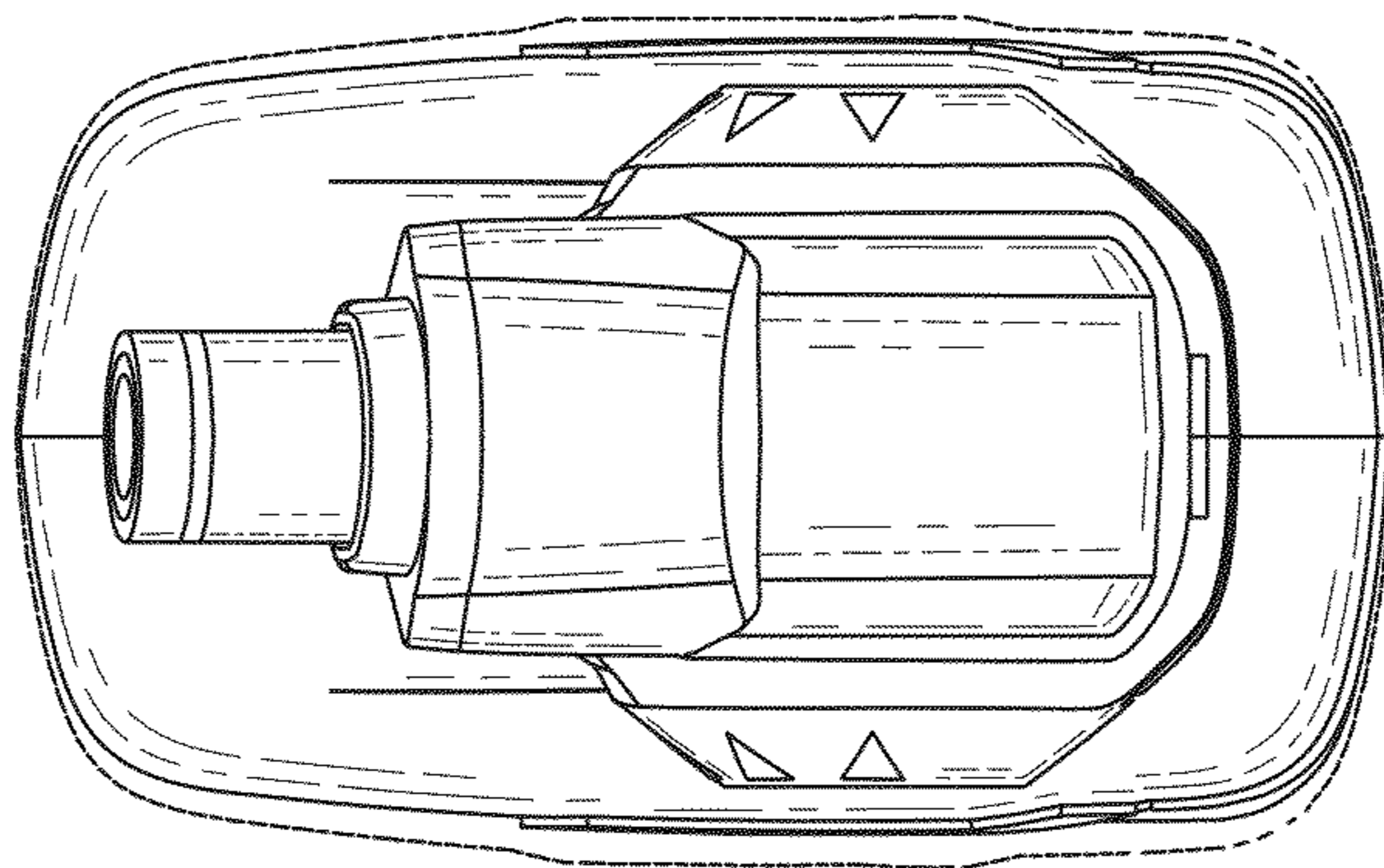


Fig. 5

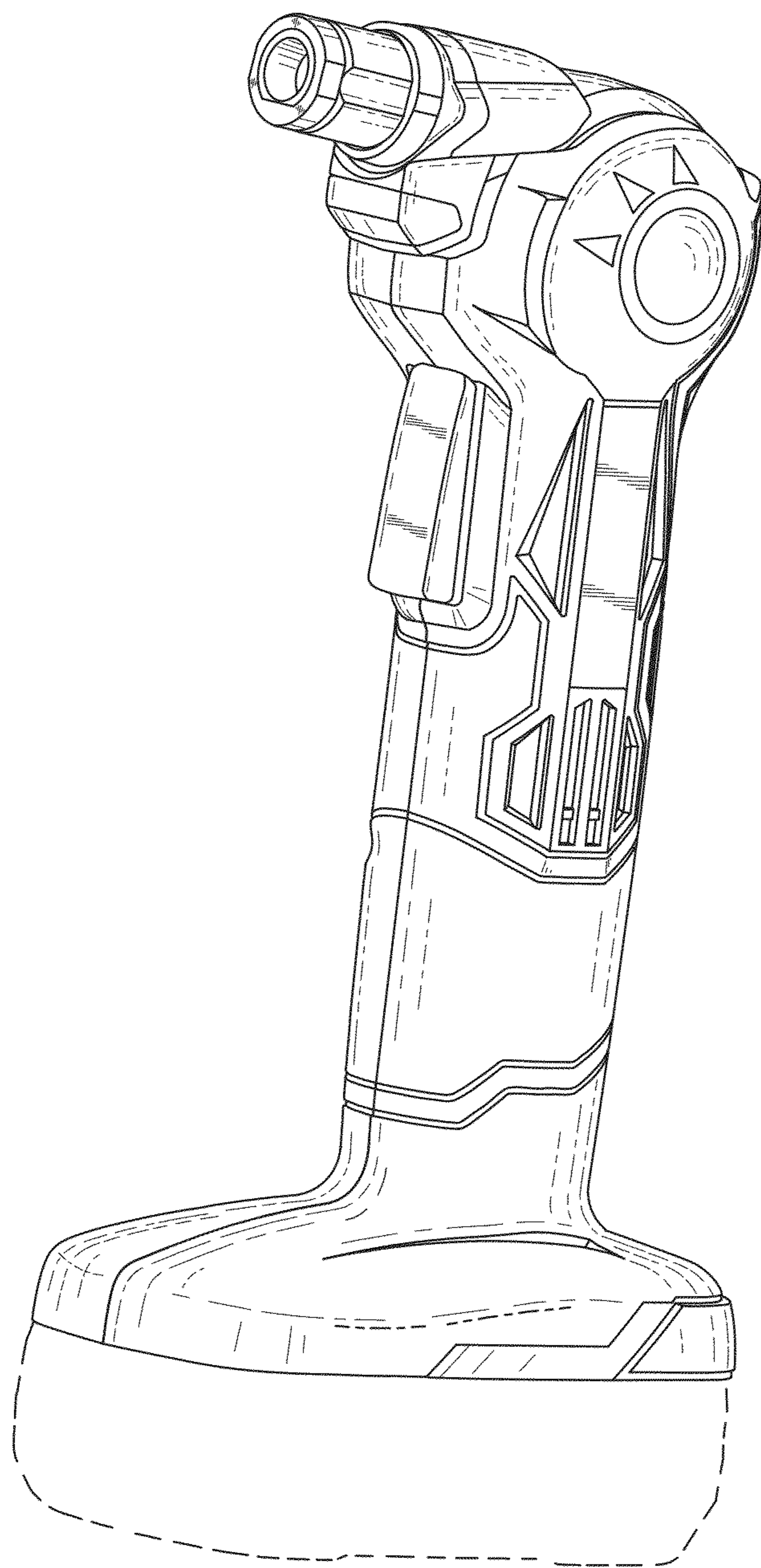


Fig. 6