

US00D714598S

(12) **United States Design Patent**
Sandelin et al.

(10) **Patent No.:** **US D714,598 S**
(45) **Date of Patent:** **** Oct. 7, 2014**

(54) **BRUSH AXE**

FOREIGN PATENT DOCUMENTS

(71) Applicant: **Fiskars Garden Oy Ab**, Billnäs (FI)
(72) Inventors: **Teemu Sandelin**, Helsinki (FI); **Mikko Heine**, Helsinki (FI); **Sami Lyytikäinen**, Lohja (FI); **Petteri Masalin**, Helsinki (FI)

DE 30 06 968 A1 9/1981
DE 298 13 762 U1 8/1999
EP 0 396 938 A1 11/1990
FR 2732919 A1 10/1996

(73) Assignee: **Fiskars Garden Oy Ab**, Billnas (FI)

OTHER PUBLICATIONS

European Search Report for Application No. 12182146.6-2313, dated Nov. 20, 2012, 5 pages.

(**) Term: **14 Years**

(Continued)

(21) Appl. No.: **29/482,085**

Primary Examiner — Sheryl Lane

(22) Filed: **Feb. 13, 2014**

(74) *Attorney, Agent, or Firm* — Foley & Lardner LLP

(30) **Foreign Application Priority Data**

Aug. 16, 2013 (EM) 002292557-0010

(51) **LOC (10) Cl.** **08-01**

(52) **U.S. Cl.**
USPC **D8/7**

(58) **Field of Classification Search**
USPC D8/1, 7-9, 12, 76; 30/386, 353, 355, 30/317; 172/380
See application file for complete search history.

(57) **CLAIM**

We claim the ornamental design for a brush axe, as shown and described.

(56) **References Cited**

U.S. PATENT DOCUMENTS

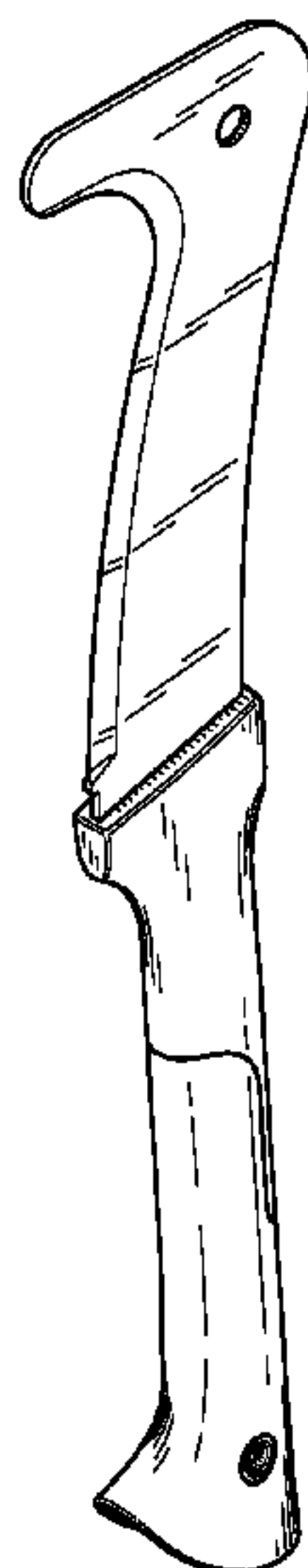
D26,333 S * 11/1896 Sanders D8/7
D35,038 S * 9/1901 Mitchell D8/12
D35,720 S * 2/1902 David et al. D8/12
1,748,637 A 2/1930 Crum
1,770,072 A * 7/1930 Fordyce 172/381
D183,916 S * 11/1958 Derwallis D8/12
D300,715 S * 4/1989 Ragoonath D8/12
D305,494 S * 1/1990 Jasperson D8/7
D347,771 S * 6/1994 Lutzke D8/1
D357,166 S 4/1995 Concari

DESCRIPTION

FIG. 1 is a front top perspective view of the claimed design; FIG. 2 is a rear bottom perspective view of the claimed design of FIG. 1; FIG. 3 is a front elevation view of the claimed design of FIG. 1; FIG. 4 is a rear elevation view of the claimed design of FIG. 1; FIG. 5 is a right side view of the claimed design of FIG. 1; FIG. 6 is a left side view of the claimed design of FIG. 1; and, FIG. 7 is a top view of the claimed design of FIG. 1. The ornamental design which is claimed is shown in solid lines in the drawings. The broken lines in the drawings are for illustrative purposes only and form no part of the claimed design.

(Continued)

1 Claim, 7 Drawing Sheets



(56)

References Cited

U.S. PATENT DOCUMENTS

5,765,289 A 6/1998 Schulz et al.
5,822,867 A 10/1998 Sakai
5,848,473 A 12/1998 Brandenburg, Jr.
D413,773 S * 9/1999 Chang D8/1
D414,670 S 10/1999 Linden
D430,785 S 9/2000 Eriksson et al.
D436,013 S 1/2001 Eriksson et al.
D444,685 S 7/2001 Shenkel et al.
D453,291 S 2/2002 Huang
D472,786 S 4/2003 Cech et al.
D500,240 S 12/2004 Fancelli
D500,656 S 1/2005 Fancelli
D508,193 S 8/2005 Tran

D509,123 S 9/2005 Tran
D513,956 S 1/2006 Tran
D530,164 S * 10/2006 Farley D8/9
D584,871 S 1/2009 Arvinte et al.
D605,004 S * 12/2009 Tafoya D8/12
D664,823 S * 8/2012 Pringnitz D8/95
2006/0265883 A1 11/2006 Di Paolo

OTHER PUBLICATIONS

Fiskars Garden and Camping Saw with belt clip, Wood Preparation Products, Fiskars UK, date retrieved May 18, 2012, 1 page.
U.S. Appl. No. 29/388,574, filed Mar. 30, 2011, Block et al.
U.S. Appl. No. 29/414,264, filed Feb. 27, 2012, Masalin et al.

* cited by examiner

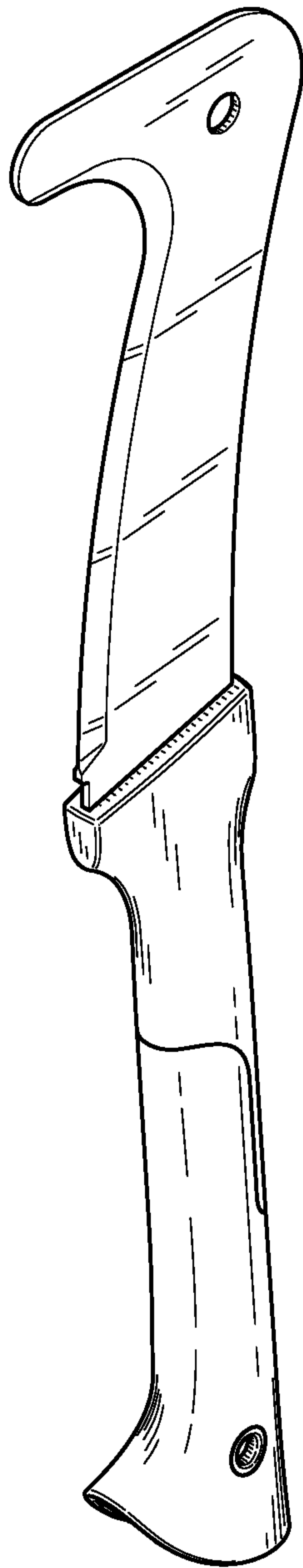


FIG. 1

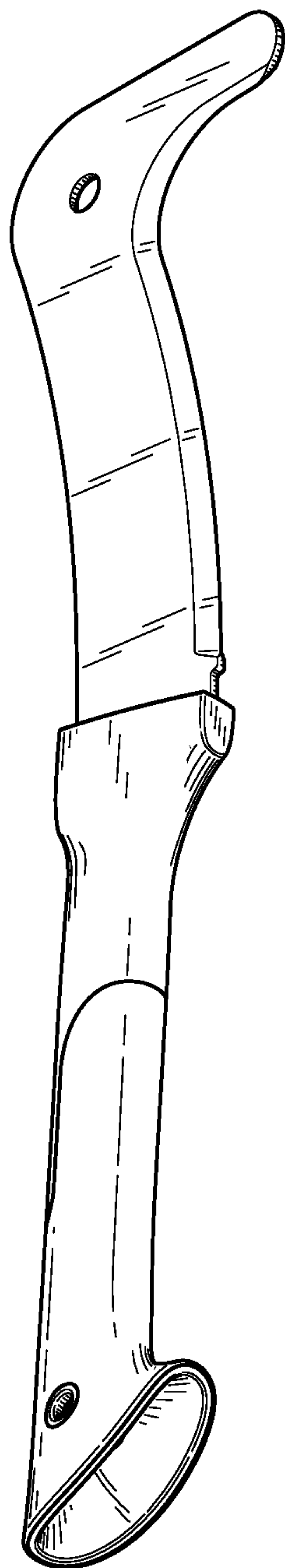


FIG. 2

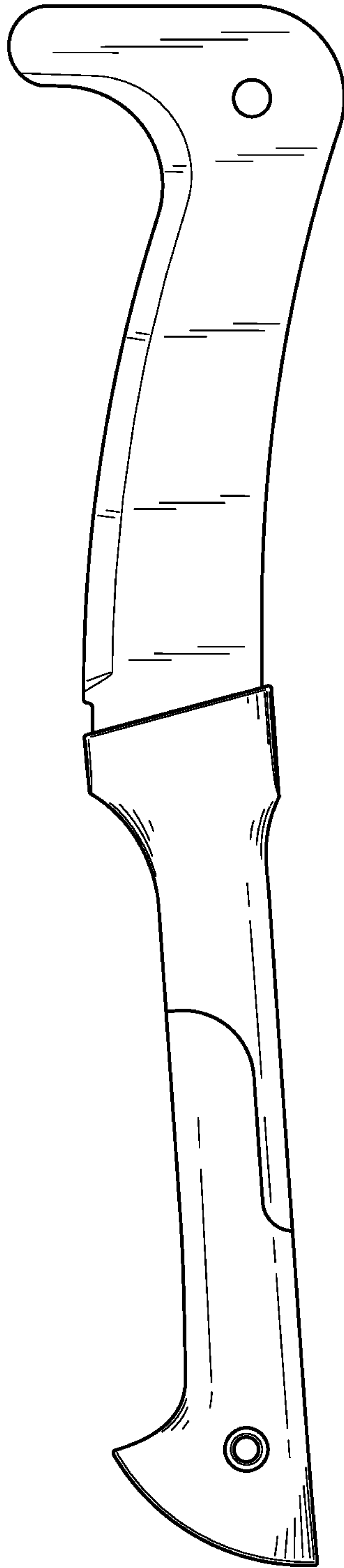


FIG. 3

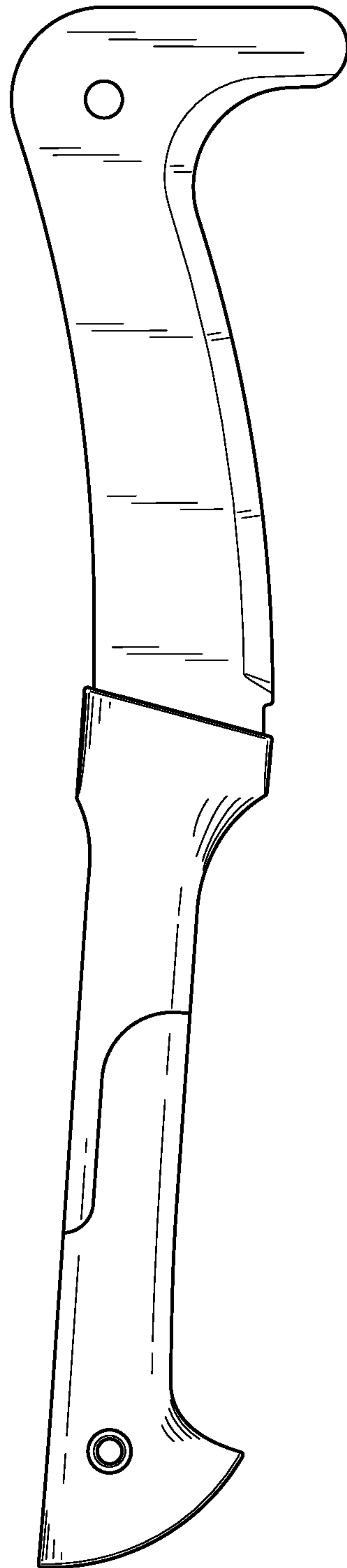


FIG. 4

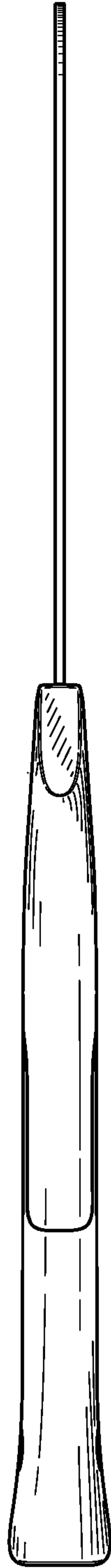


FIG. 5

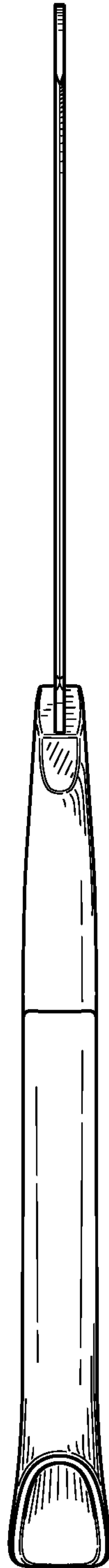


FIG. 6

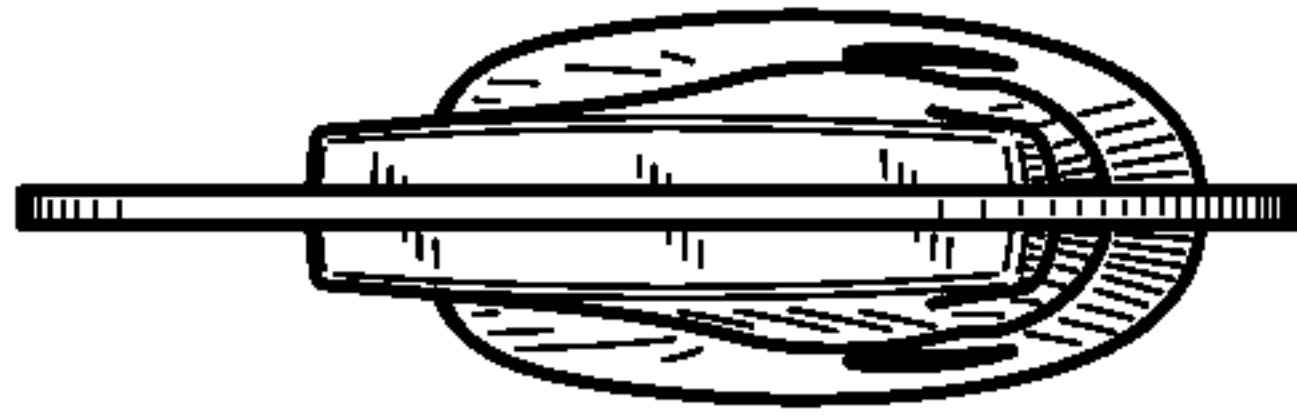


FIG. 7