



US00D714594S

(12) **United States Design Patent**
Blandl et al.

(10) **Patent No.:** **US D714,594 S**

(45) **Date of Patent:** **** Oct. 7, 2014**

(54) **CUP HOLDER FOR A MOTOR VEHICLE**

(56) **References Cited**

(71) Applicant: **Deere & Company**, Moline, IL (US)

U.S. PATENT DOCUMENTS

(72) Inventors: **Matthias Blandl**, Schoenau-Altneudorf (DE); **Tim Roeingh**, Lamsheim (DE); **Thorsten Hagner**, Ilvesheim (DE)

| | | | |
|--------------|---------|---------------------|--------|
| D340,388 S * | 10/1993 | Sedivec | D7/620 |
| D373,935 S * | 9/1996 | Cole et al. | D7/621 |
| D579,727 S * | 11/2008 | Croteau et al. | D7/622 |
| D604,564 S * | 11/2009 | Walter | D7/620 |

(73) Assignee: **Deere & Company**, Moline, IL (US)

* cited by examiner

(**) Term: **14 Years**

Primary Examiner — Terry Wallace

(21) Appl. No.: **29/448,984**

(57) **CLAIM**

The ornamental design for a cup holder for a motor vehicle, design, as shown and described.

(22) Filed: **Mar. 14, 2013**

(51) **LOC (10) Cl.** **07-06**

(52) **U.S. Cl.**
USPC **D7/620; D12/419**

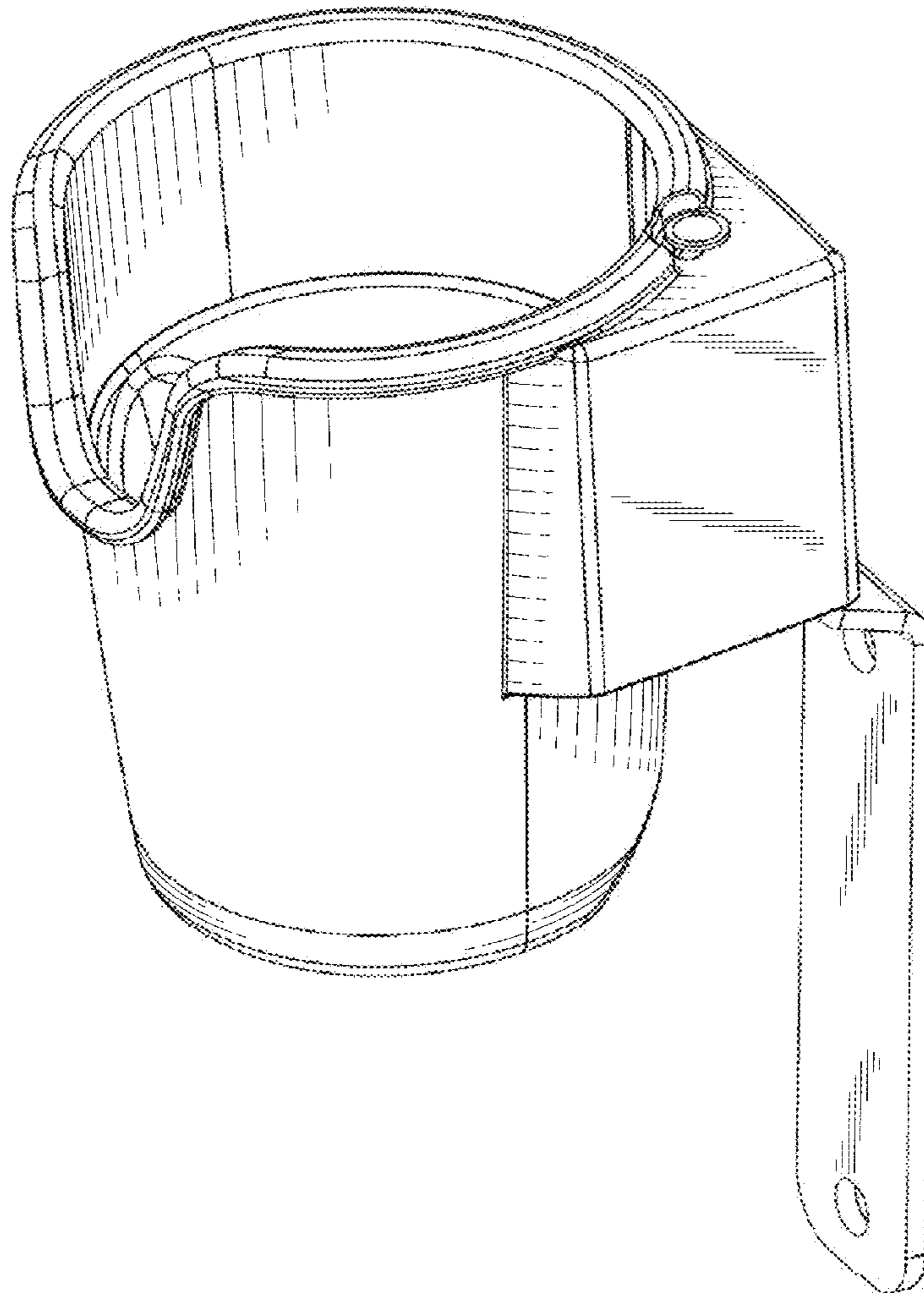
DESCRIPTION

(58) **Field of Classification Search**
CPC A47G 23/0216
USPC D7/619.1-625; D12/419, 420;
220/737-741; 248/309.1, 311.2, 145.6;
215/393-396; 211/74

FIG. 1 is a perspective view of the cup holder for a motor vehicle; and,
FIG. 2 is a perspective view of the cup holder for a motor vehicle.

See application file for complete search history.

1 Claim, 2 Drawing Sheets



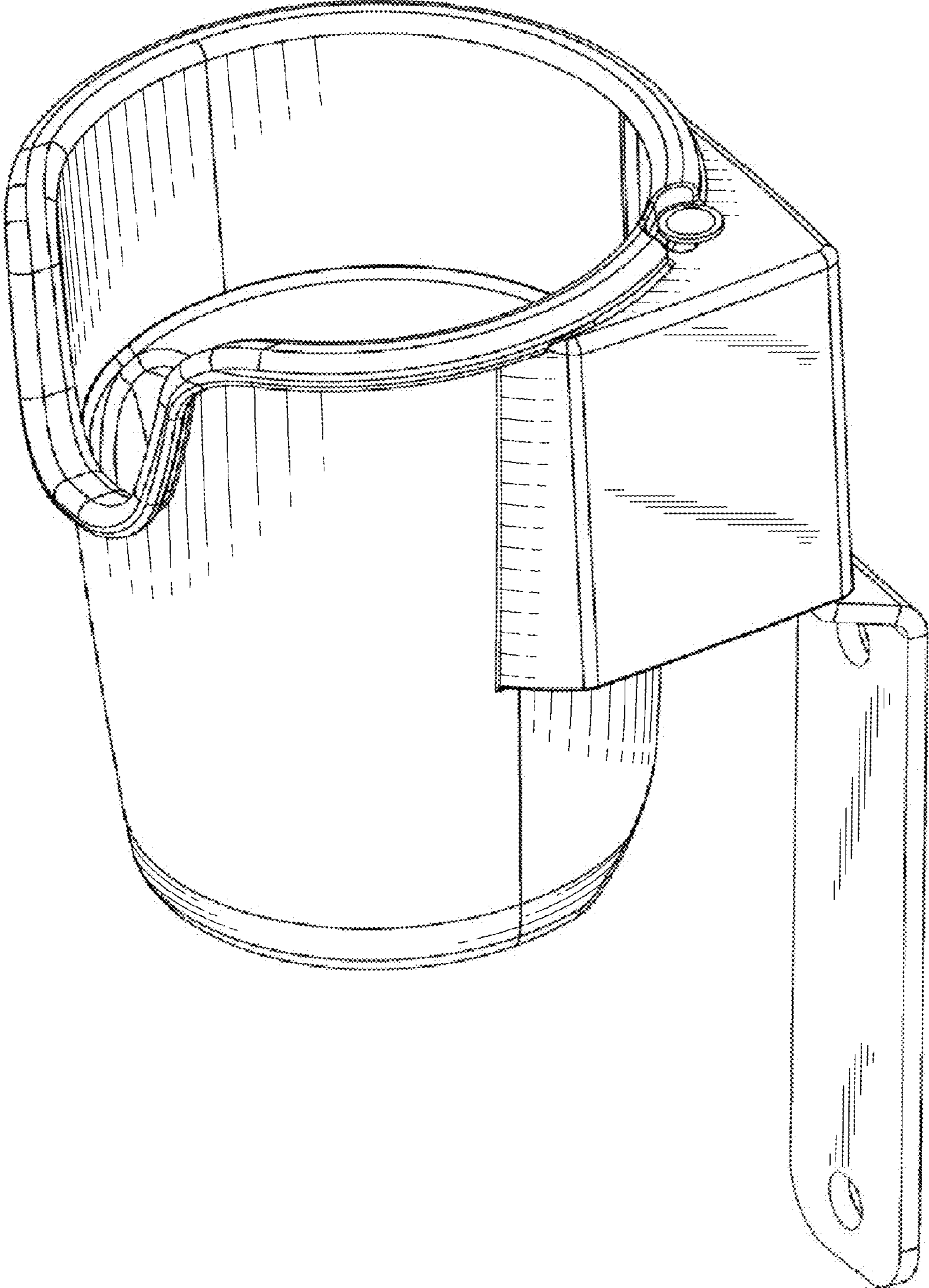


FIG. 1

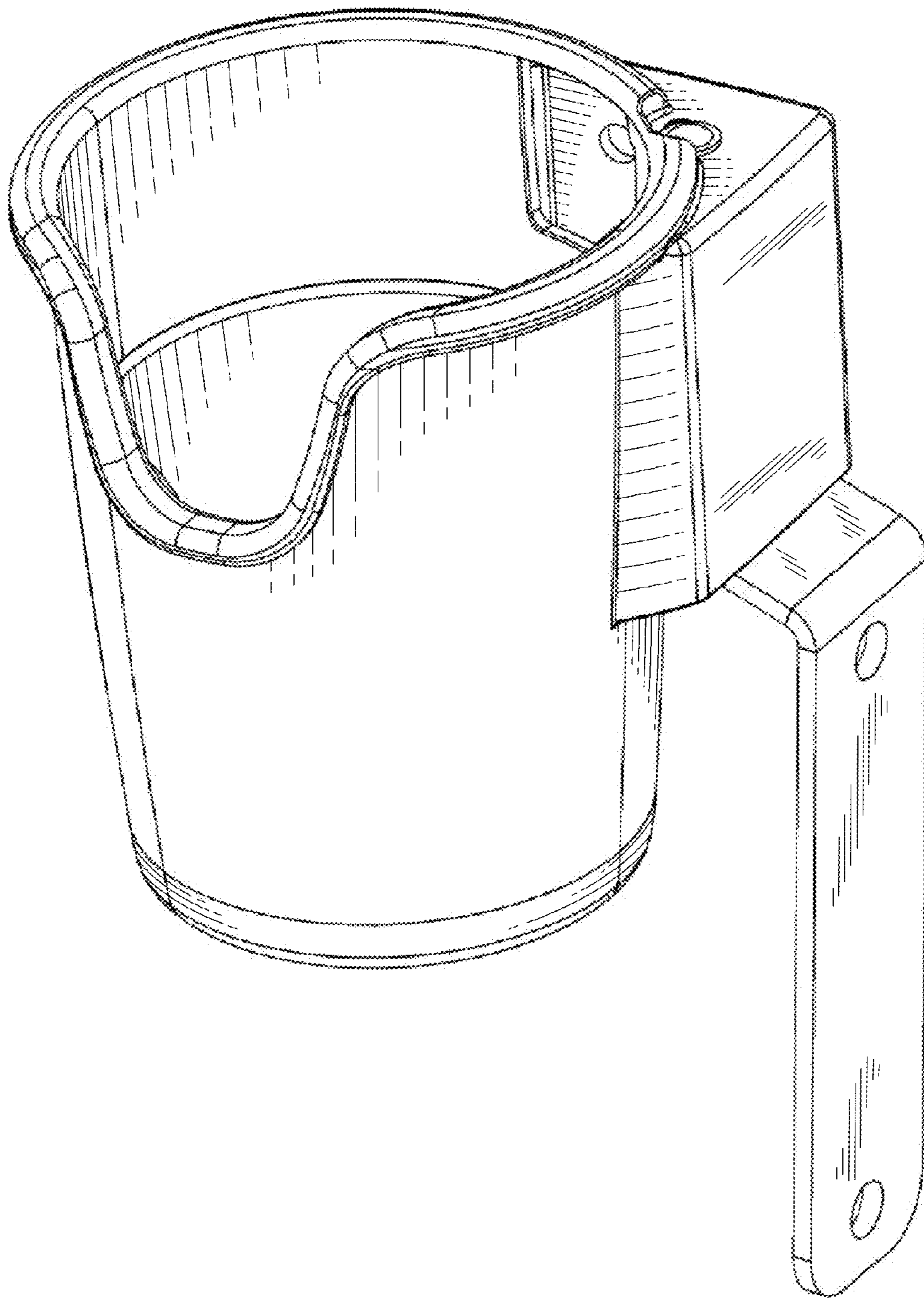


FIG. 2