



US00D714593S

(12) **United States Design Patent**
Light

(10) **Patent No.:** **US D714,593 S**

(45) **Date of Patent:** **** Oct. 7, 2014**

(54) **FLOATING COOLER**

(71) Applicant: **Kenny Light**, Rogers, AR (US)

(72) Inventor: **Kenny Light**, Rogers, AR (US)

(**) Term: **14 Years**

(21) Appl. No.: **29/472,094**

(22) Filed: **Nov. 8, 2013**

(51) **LOC (10) Cl.** **07-01**

(52) **U.S. Cl.**
USPC **D7/606; D9/678**

(58) **Field of Classification Search**

CPC F25D 3/08
USPC D7/603-608, 628, 629; D12/300, 301,
D12/308; D9/600, 678; 43/54.1, 55, 56;
220/592.2, 592.01, 592.17, 592.24,
220/592.16, 592.27, 592.21, 915.1, 915.2;
62/457.1-457.9, 371, 372

See application file for complete search history.

(56) **References Cited**

U.S. PATENT DOCUMENTS

4,398,488	A *	8/1983	Mathieu	220/592.01
4,638,593	A *	1/1987	Garcia	43/54.1
6,014,833	A *	1/2000	Benavidez	43/54.1
D569,194	S *	5/2008	Chang	D7/605
D613,128	S *	4/2010	Blakeman	D7/606

* cited by examiner

Primary Examiner — Terry Wallace

(74) *Attorney, Agent, or Firm* — Keisling & Pieper PLC;
David B. Pieper


(57) **CLAIM**

The ornamental design for a floating cooler, as shown and described.

DESCRIPTION

FIG. 1 is a front perspective view of a floating cooler;
FIG. 2 is a bottom perspective view thereof;
FIG. 3 is a top view thereof;
FIG. 4 is a right side view thereof, the left side view being a mirror image thereof;
FIG. 5 is a front view thereof, the back view being a mirror image thereof; and,
FIG. 6 is a bottom view thereof.

1 Claim, 3 Drawing Sheets



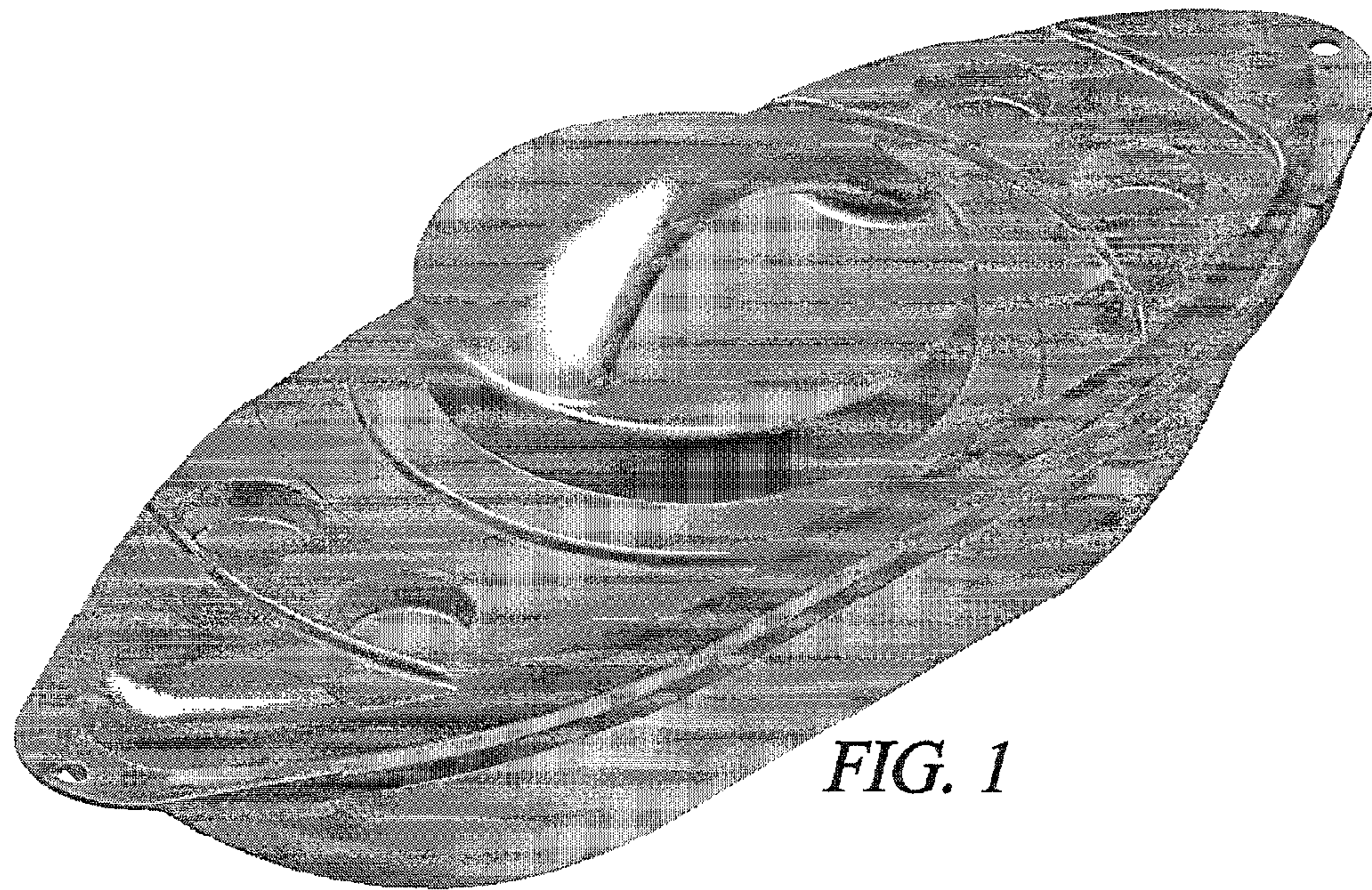


FIG. 1

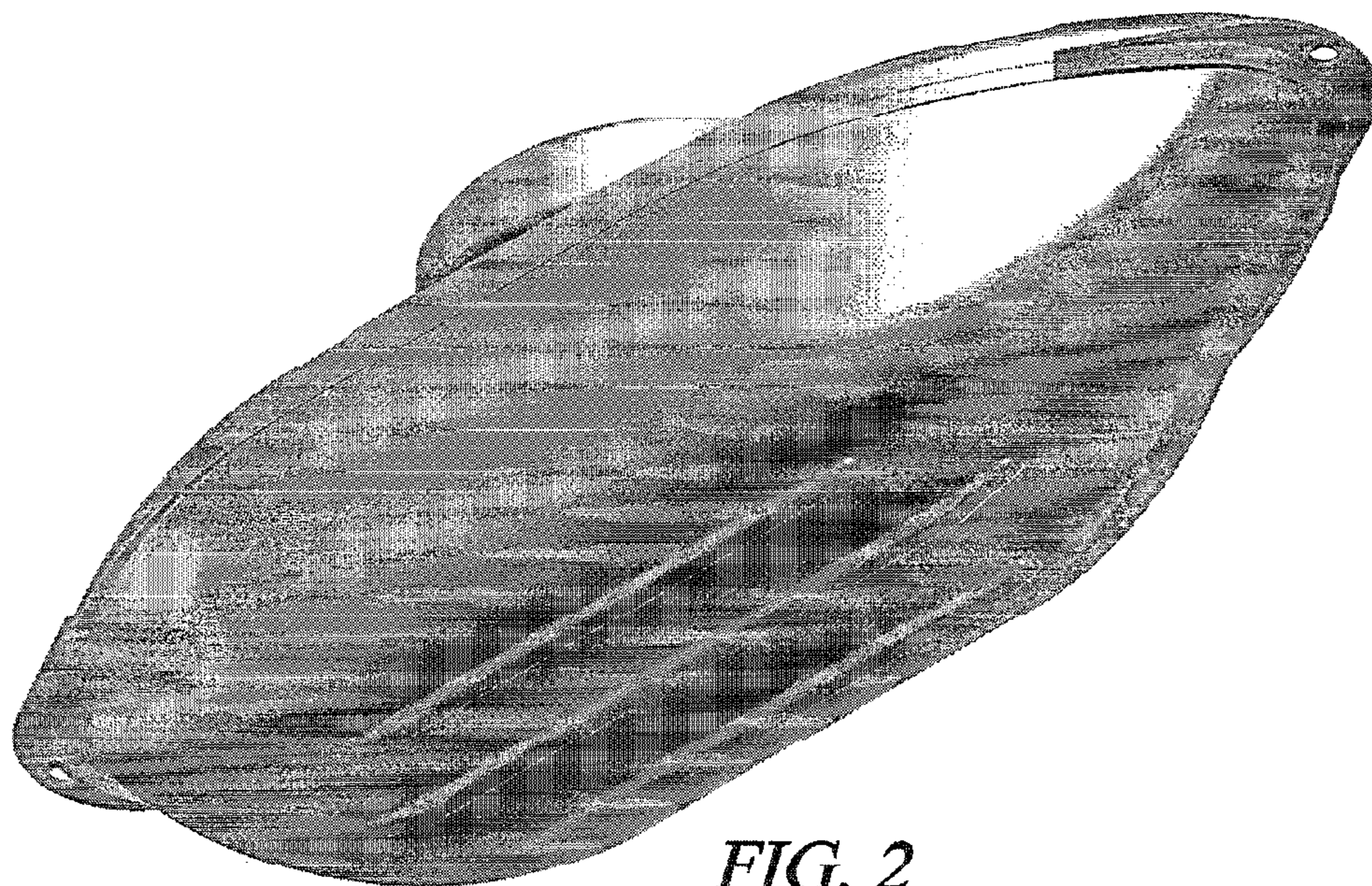


FIG. 2




FIG. 3

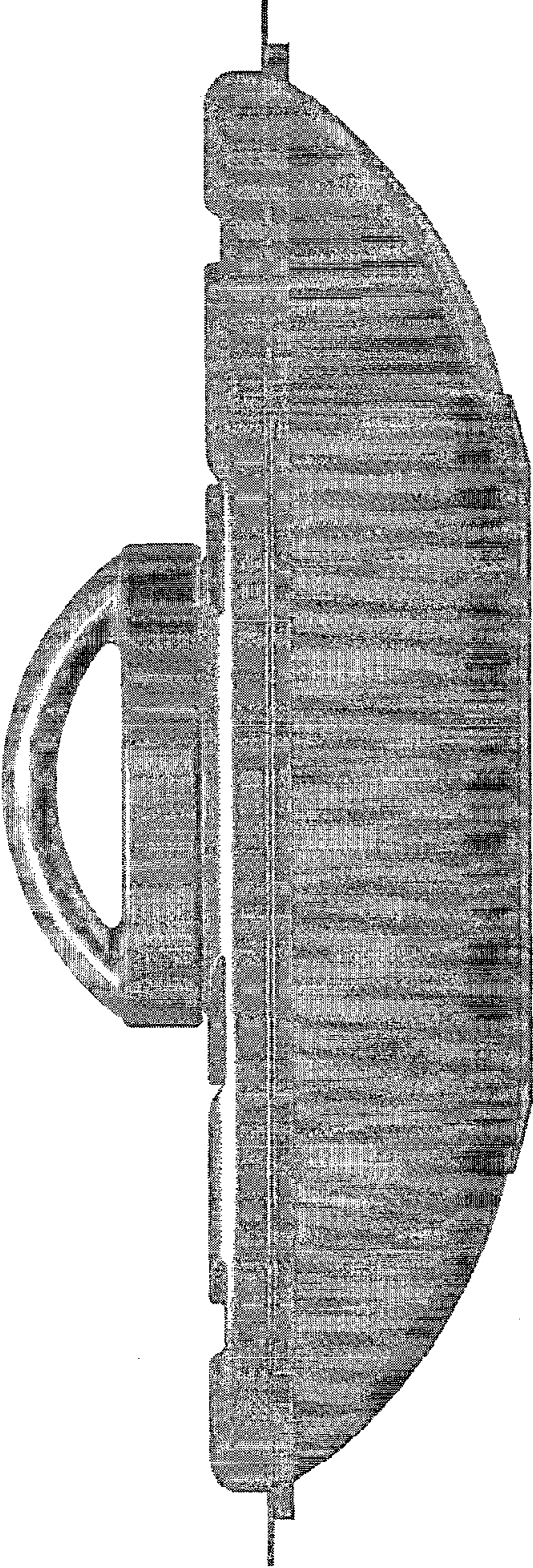


FIG. 4

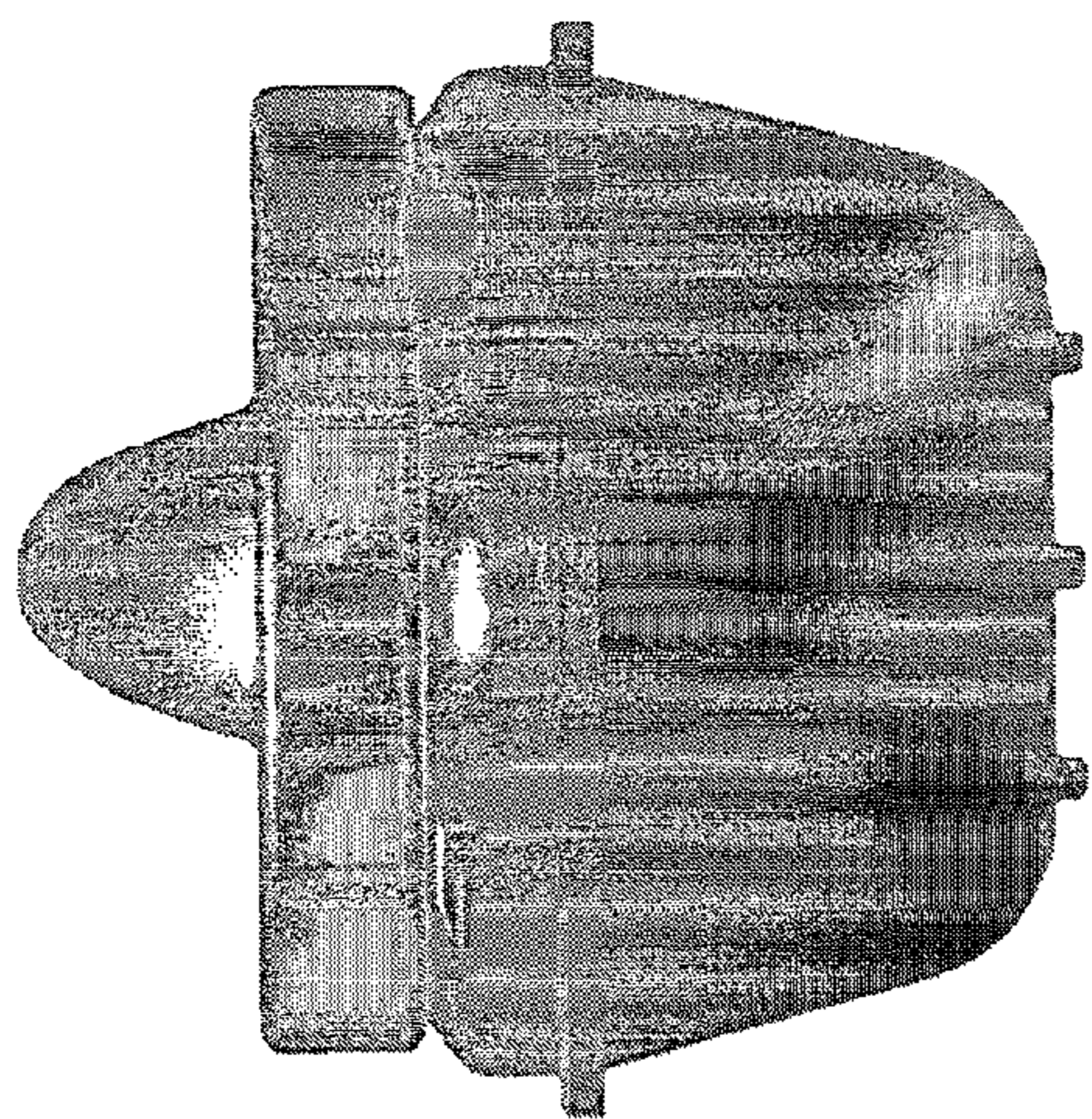


FIG. 5



FIG. 6