



US00D714591S

(12) **United States Design Patent**
Chen

(10) **Patent No.:** **US D714,591 S**

(45) **Date of Patent:** **** Oct. 7, 2014**

(54) **HOLDER FOR CUP-SHAPED CAPSULE**

(71) Applicant: **Fang Yin Chen**, Taichung (TW)

(72) Inventor: **Fang Yin Chen**, Taichung (TW)

(**) Term: **14 Years**

(21) Appl. No.: **29/473,571**

(22) Filed: **Nov. 23, 2013**

(51) **LOC (10) Cl.** **07-06**

(52) **U.S. Cl.**

USPC **D7/600.1; D7/704**

(58) **Field of Classification Search**

CPC **A47B 73/00**

USPC **D7/600.1-600.4, 701-708; 211/42, 211/183, 70.6, 70.7, 74, 85.18, 60.1, 13.1, 211/85.31, 181.1; D6/512, 513, 514, 552, D6/566**

See application file for complete search history.

(56) **References Cited**

U.S. PATENT DOCUMENTS

6,443,316	B1 *	9/2002	Mao	211/74
6,523,704	B2 *	2/2003	Sanders	211/70.6
6,763,956	B2 *	7/2004	Woods	211/74
2009/0152221	A1 *	6/2009	Hynes	211/74
2011/0132853	A1 *	6/2011	Drobot et al.	211/42

2013/0334155 A1* 12/2013 Kasza et al. 211/75

* cited by examiner

Primary Examiner — Terry Wallace

(74) *Attorney, Agent, or Firm* — Raymond Y. Chan; David and Raymond Patent Firm

(57) **CLAIM**

The ornamental design for a holder for cup-shaped capsule, as shown and described.

DESCRIPTION

FIG. 1 is a perspective view of holder for cup-shaped capsule showing my new design.

FIG. 2 is a front elevational view thereof.

FIG. 3 is a rear elevational view thereof.

FIG. 4 is a top plan view thereof.

FIG. 5 is a bottom plan view thereof.

FIG. 6 is a right side elevational view thereof.

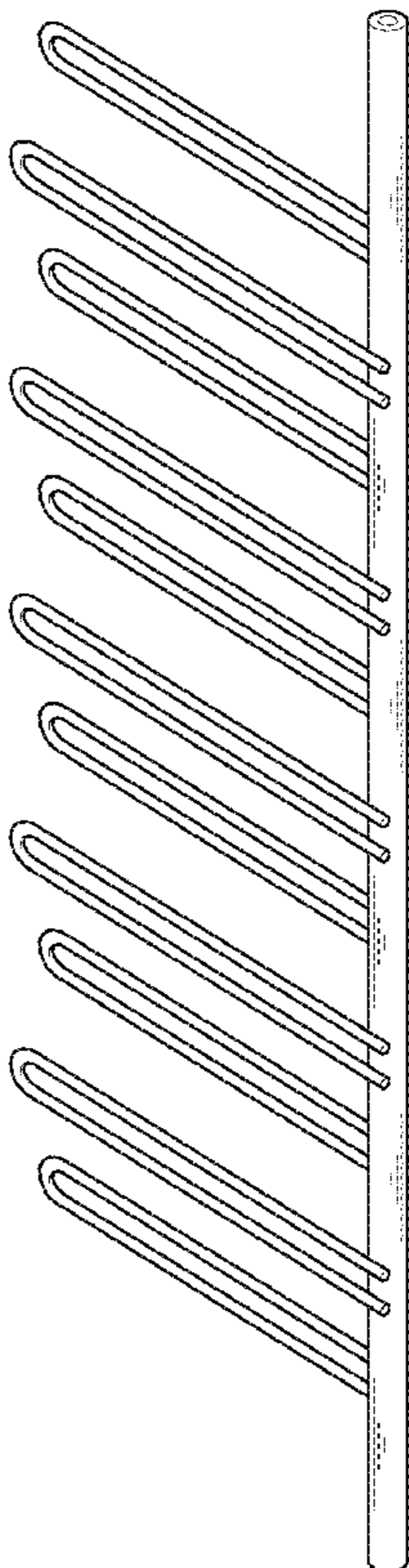
FIG. 7 is a left side elevational view thereof.

FIG. 8 is a perspective view showing the use and arrangement of the design; and,

FIG. 9 is a alternative perspective view showing the use and arrangement of the design.

The broken line in the drawing is included for the purpose of illustrating environmental detail and forms no part of the claimed design.

1 Claim, 9 Drawing Sheets



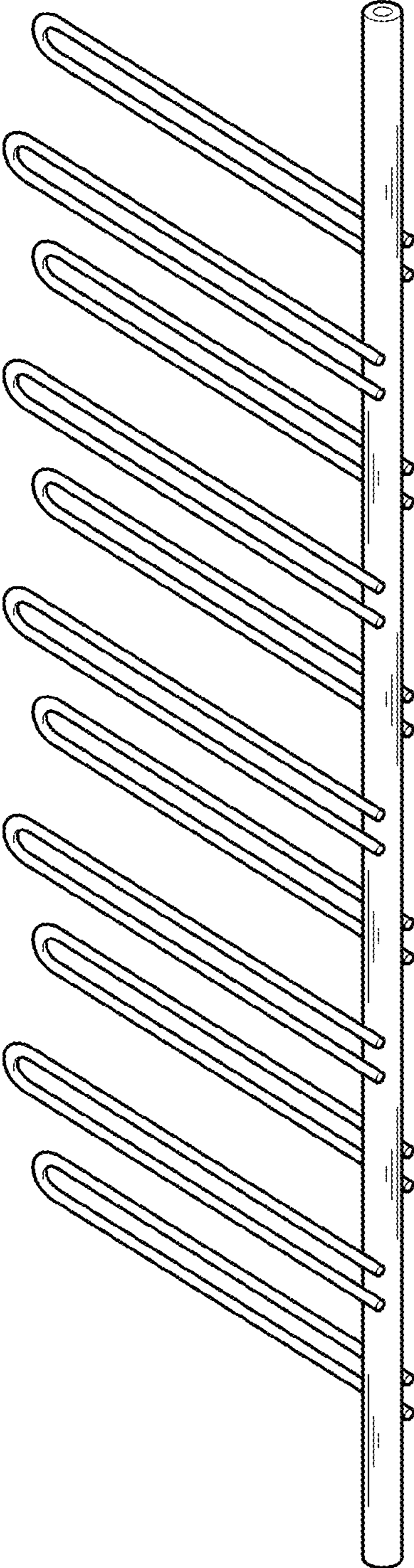


FIG.1

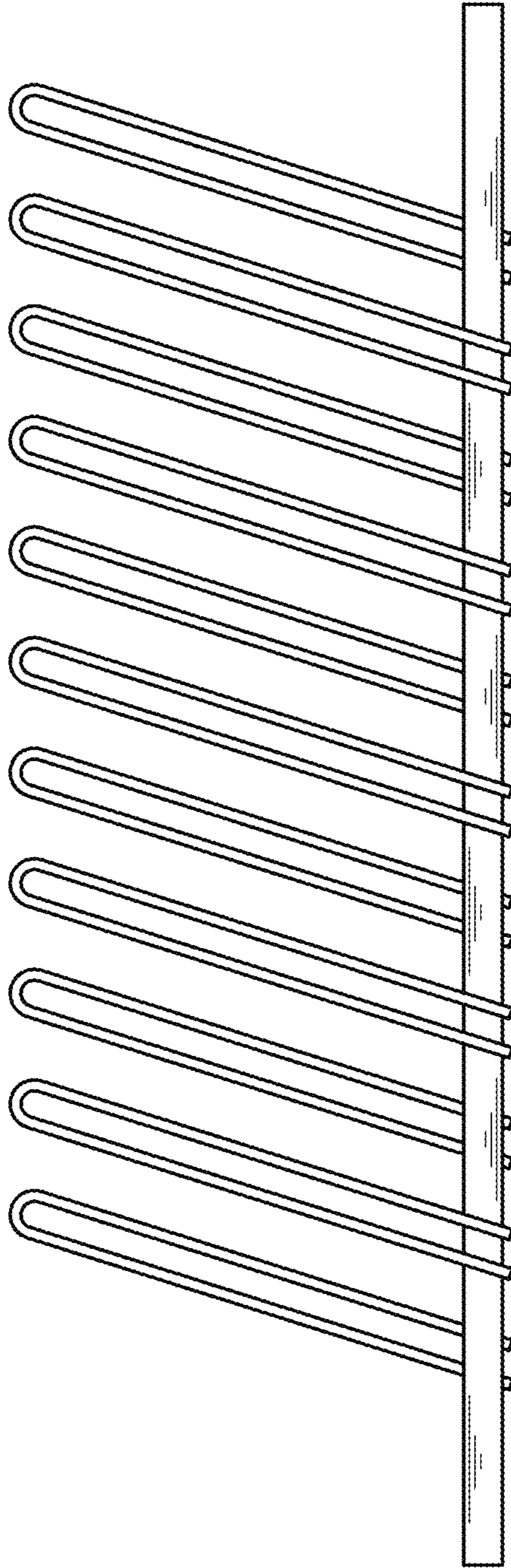


FIG.2

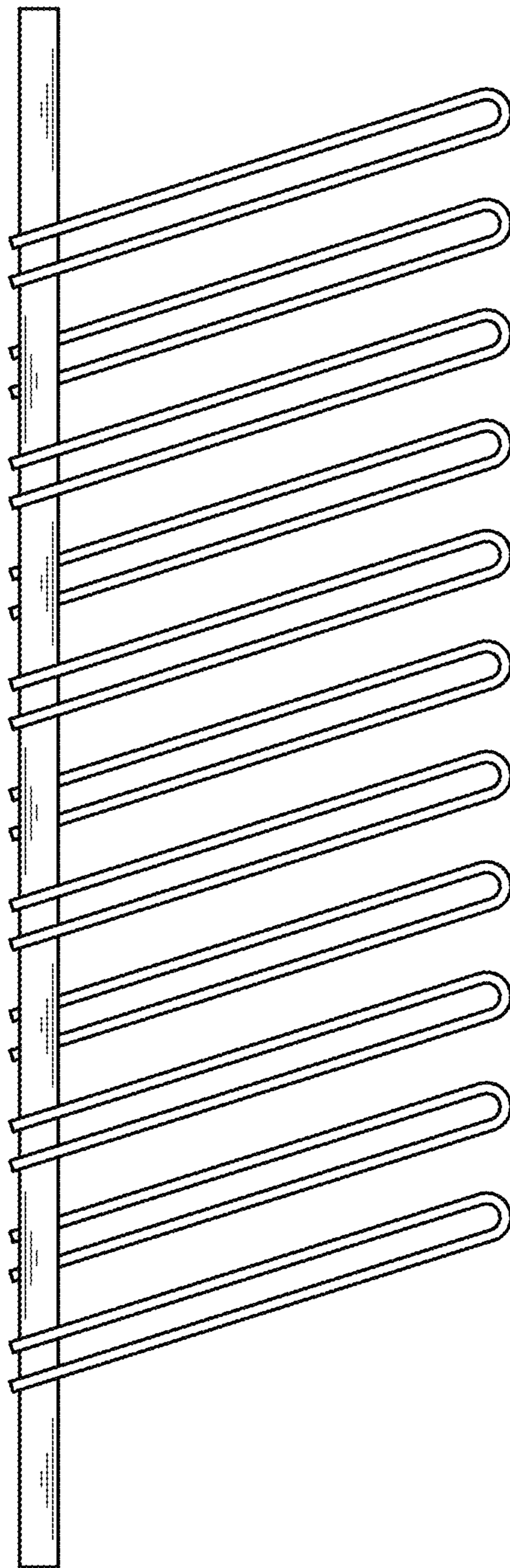


FIG.3



FIG.4



FIG.5



FIG.6



FIG.7

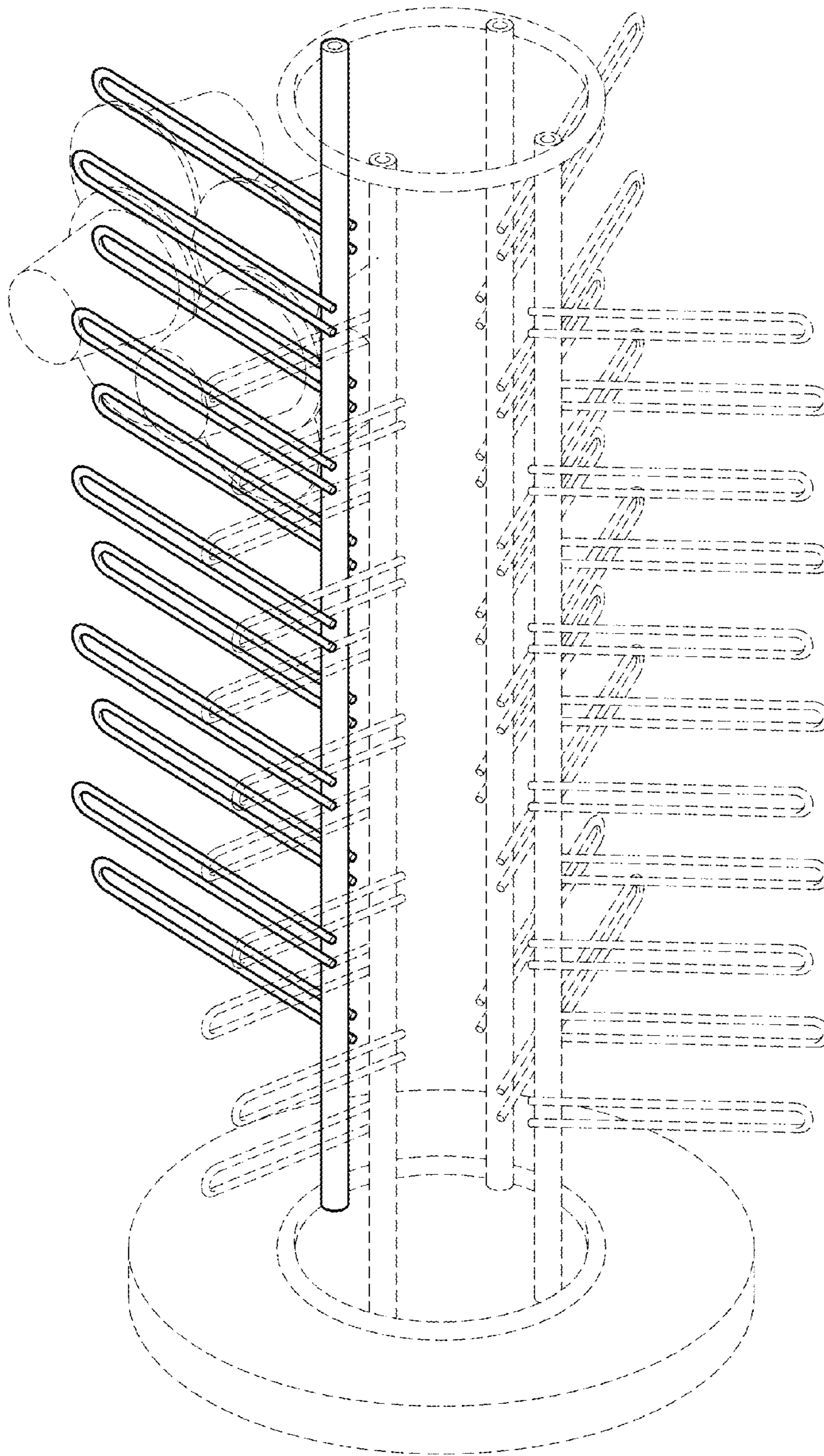


FIG.8

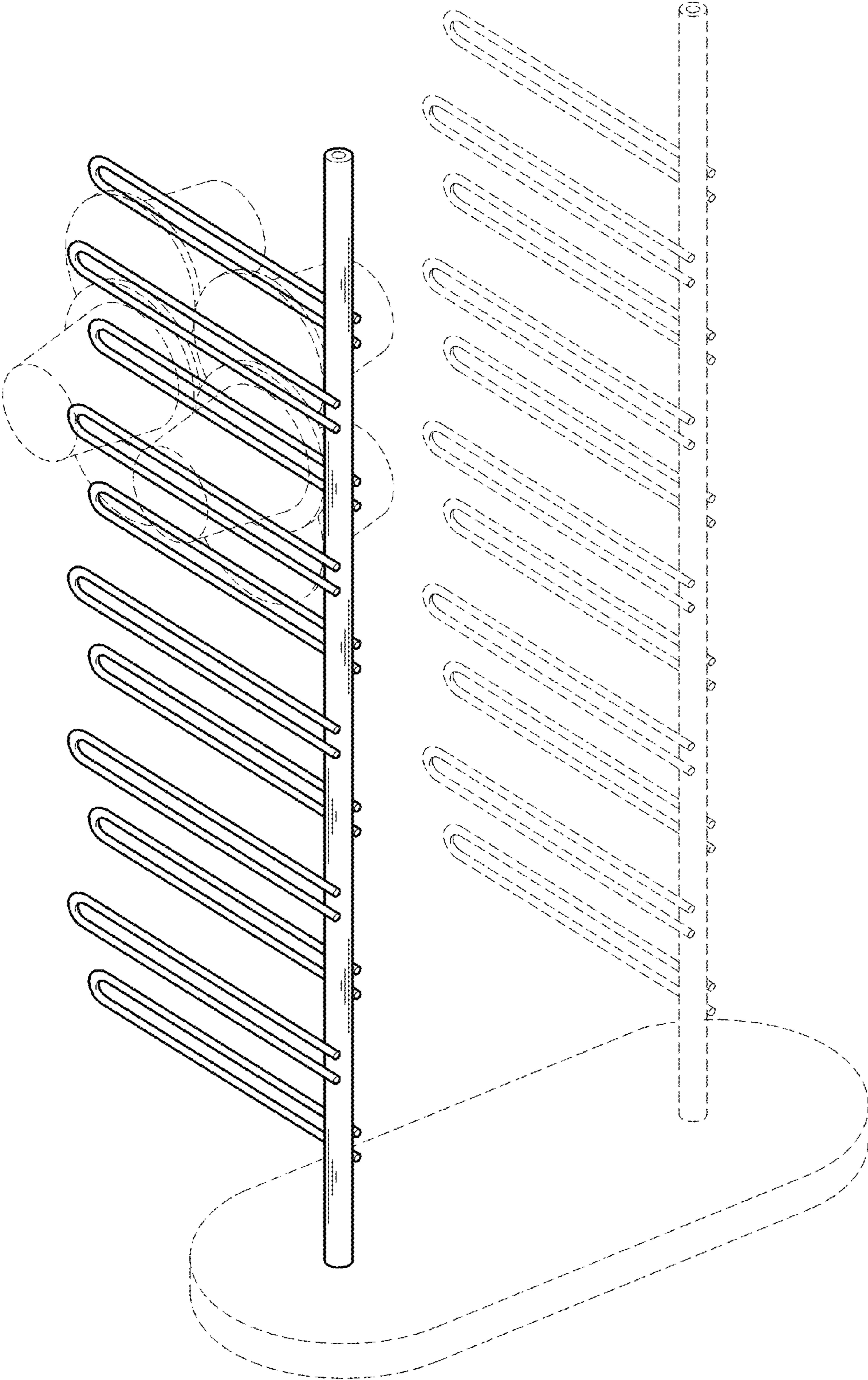


FIG.9