



US00D714580S

(12) **United States Design Patent**
Moon et al.

(10) **Patent No.:** **US D714,580 S**
(45) **Date of Patent:** **** Oct. 7, 2014**

(54) **WATER COOLER-HEATER**
(75) Inventors: **Young Mu Moon**, Gyeonggi-do (KR);
Ki Jung Lim, Gyeonggi-do (KR);
Byung Woo Kwon, Seoul (KR)
(73) Assignee: **Clover Co., Ltd.**, Gyeonggi-do (KR)
(**) Term: **14 Years**
(21) Appl. No.: **29/432,243**
(22) Filed: **Sep. 14, 2012**

6,793,099 B1 * 9/2004 Sleiman 222/67
D554,930 S * 11/2007 Lavy D7/307
D585,690 S * 2/2009 Dammkoehler D7/307
D608,130 S * 1/2010 Moon et al. D7/306
D623,885 S * 9/2010 Wang D7/306
D635,812 S * 4/2011 Wang D7/306
D642,849 S * 8/2011 Wang D7/306
D643,239 S * 8/2011 Wang D7/306
D643,240 S * 8/2011 Yui D7/307
D643,666 S * 8/2011 Yui D7/307
D647,354 S * 10/2011 Wang D7/306
D651,842 S * 1/2012 Spear et al. D7/306
D660,636 S * 5/2012 Wang D7/306
D663,154 S * 7/2012 Wang D7/307
D677,102 S * 3/2013 Walton et al. D7/306

(30) **Foreign Application Priority Data**
Aug. 9, 2012 (KR) 30-2012-0038390
(51) **LOC (10) Cl.** **07-01**
(52) **U.S. Cl.**
USPC **D7/307; D7/308; D7/313**
(58) **Field of Classification Search**
USPC D7/306-308, 311, 313, 305; 222/146.6
See application file for complete search history.

* cited by examiner

Primary Examiner — Marianne Pandozzi
(74) *Attorney, Agent, or Firm* — Occhiuti & Rohlicek LLP

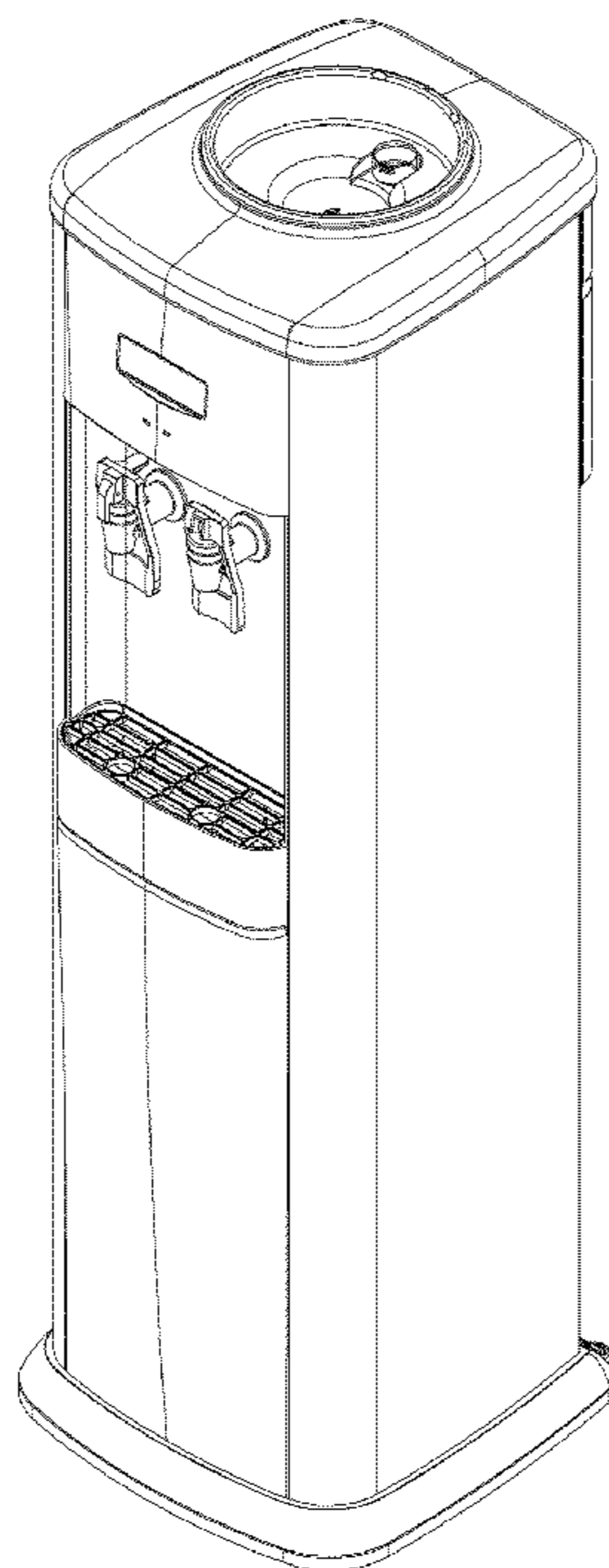
(56) **References Cited**
U.S. PATENT DOCUMENTS
D228,685 S * 10/1973 Radcliffe D7/307
D322,534 S * 12/1991 Chaney D7/306
D350,453 S * 9/1994 Chaney D7/306
D366,179 S * 1/1996 Hauser et al. D7/307
D367,797 S * 3/1996 Hauser et al. D7/307
D394,185 S * 5/1998 Eddy et al. D7/392
D399,088 S * 10/1998 Chaney D7/307
5,927,557 A * 7/1999 Busick et al. 222/185.1

(57) **CLAIM**
The ornamental design for a water cooler-heater, as shown and described.

DESCRIPTION

FIG. 1 is a perspective view of water cooler-heater showing a new design in use.
FIG. 2 is a front view thereof.
FIG. 3 is a rear view thereof.
FIG. 4 is a left-side view thereof.
FIG. 5 is a right-side view thereof.
FIG. 6 is a top plan view thereof; and,
FIG. 7 is a bottom view thereof.

1 Claim, 6 Drawing Sheets



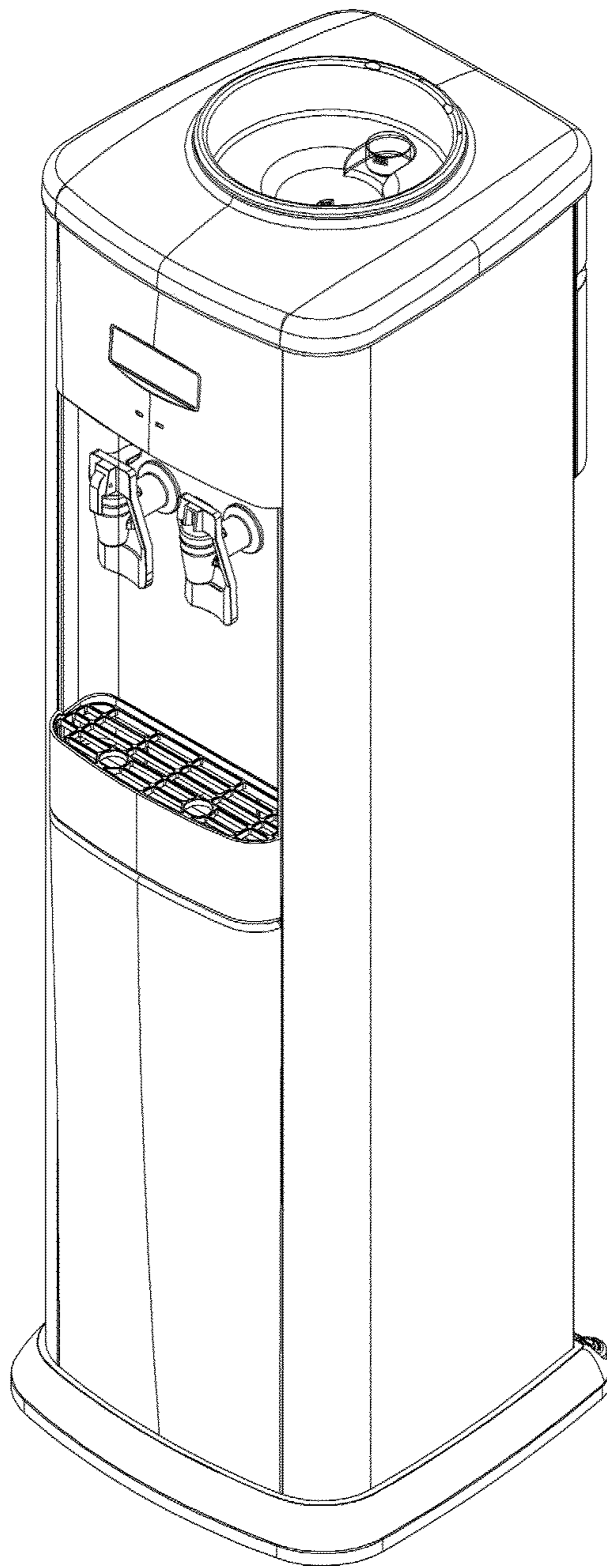


FIG. 1

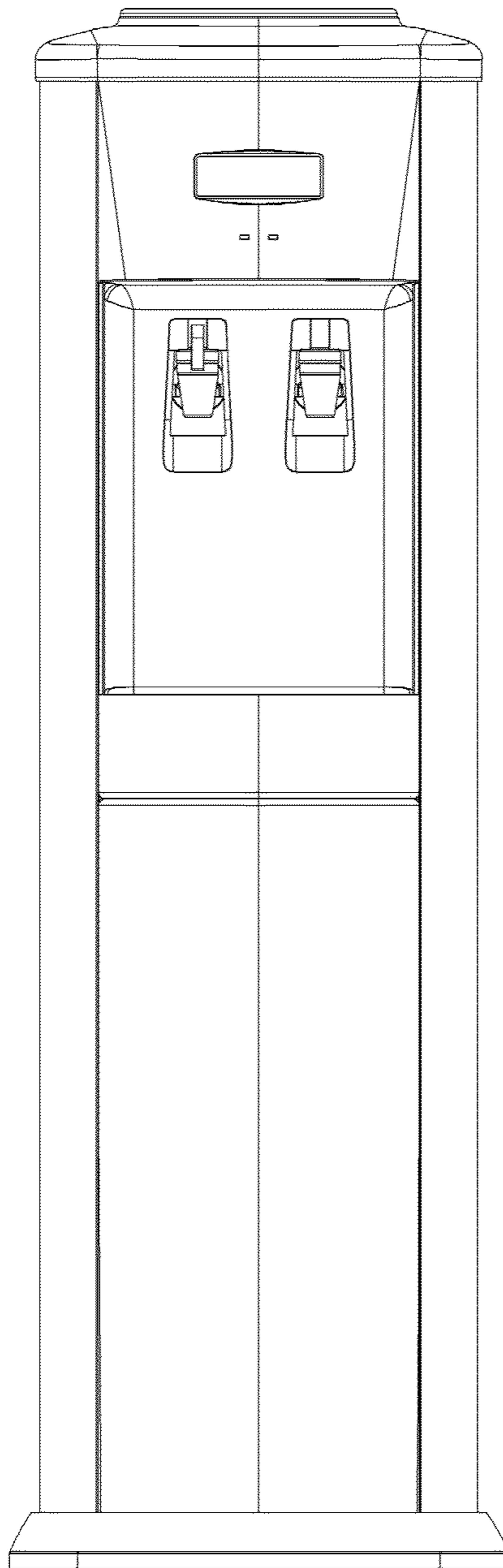


FIG. 2

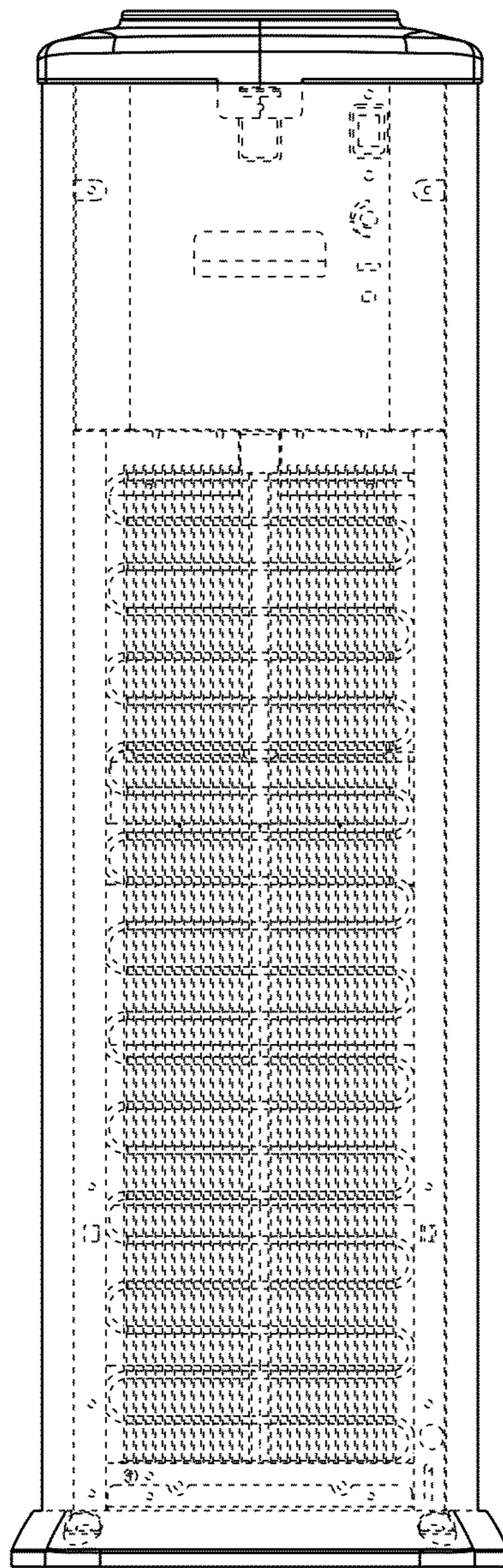


FIG. 3




FIG. 4

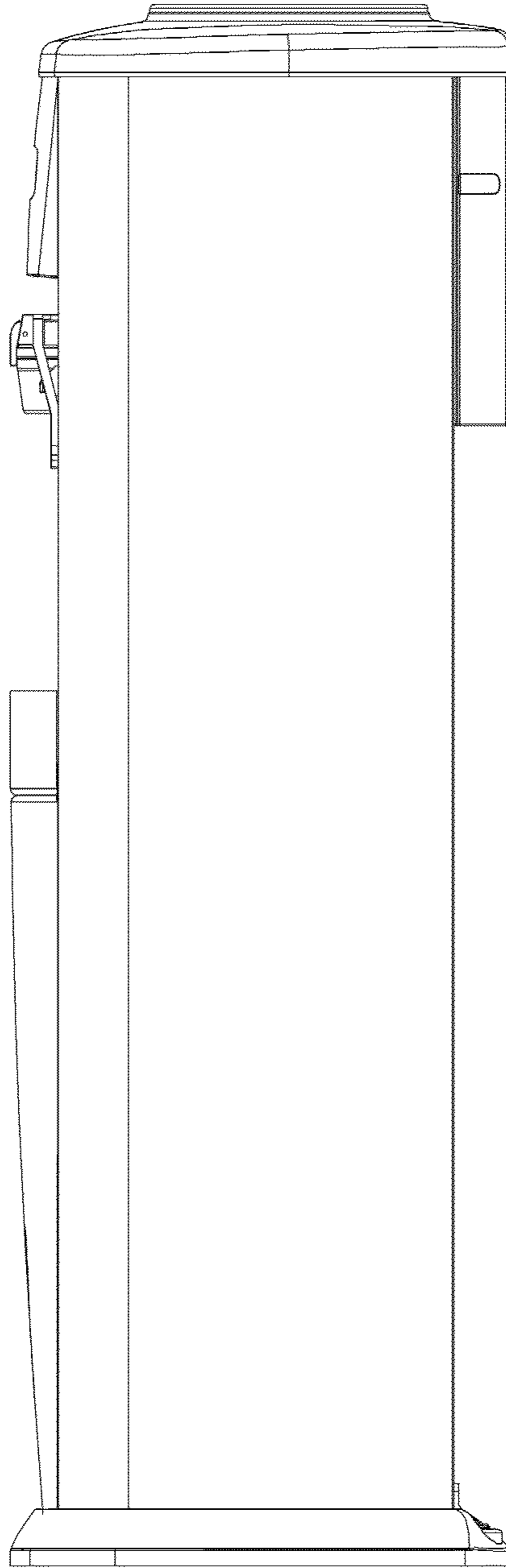


FIG. 5

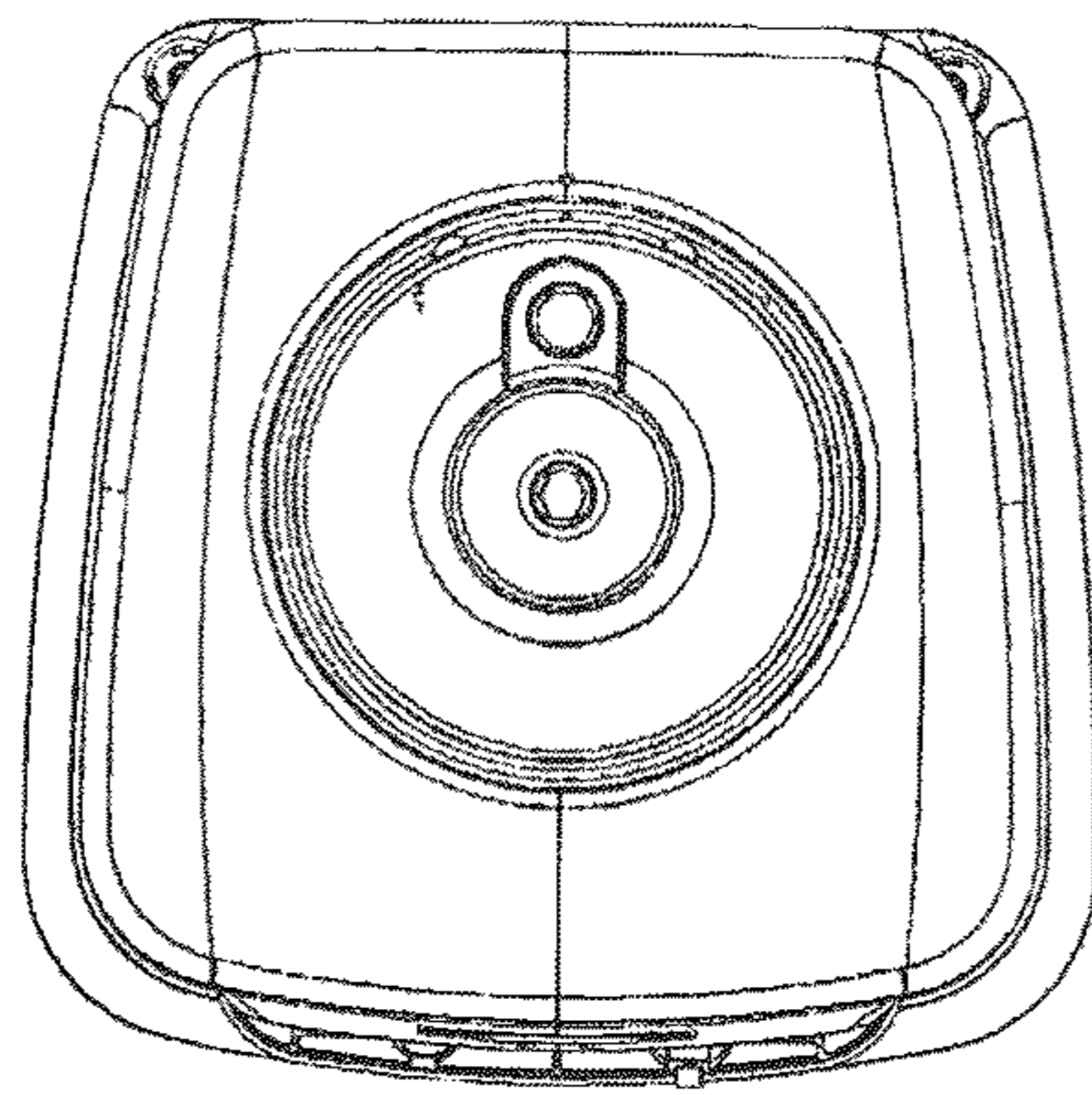


FIG. 6

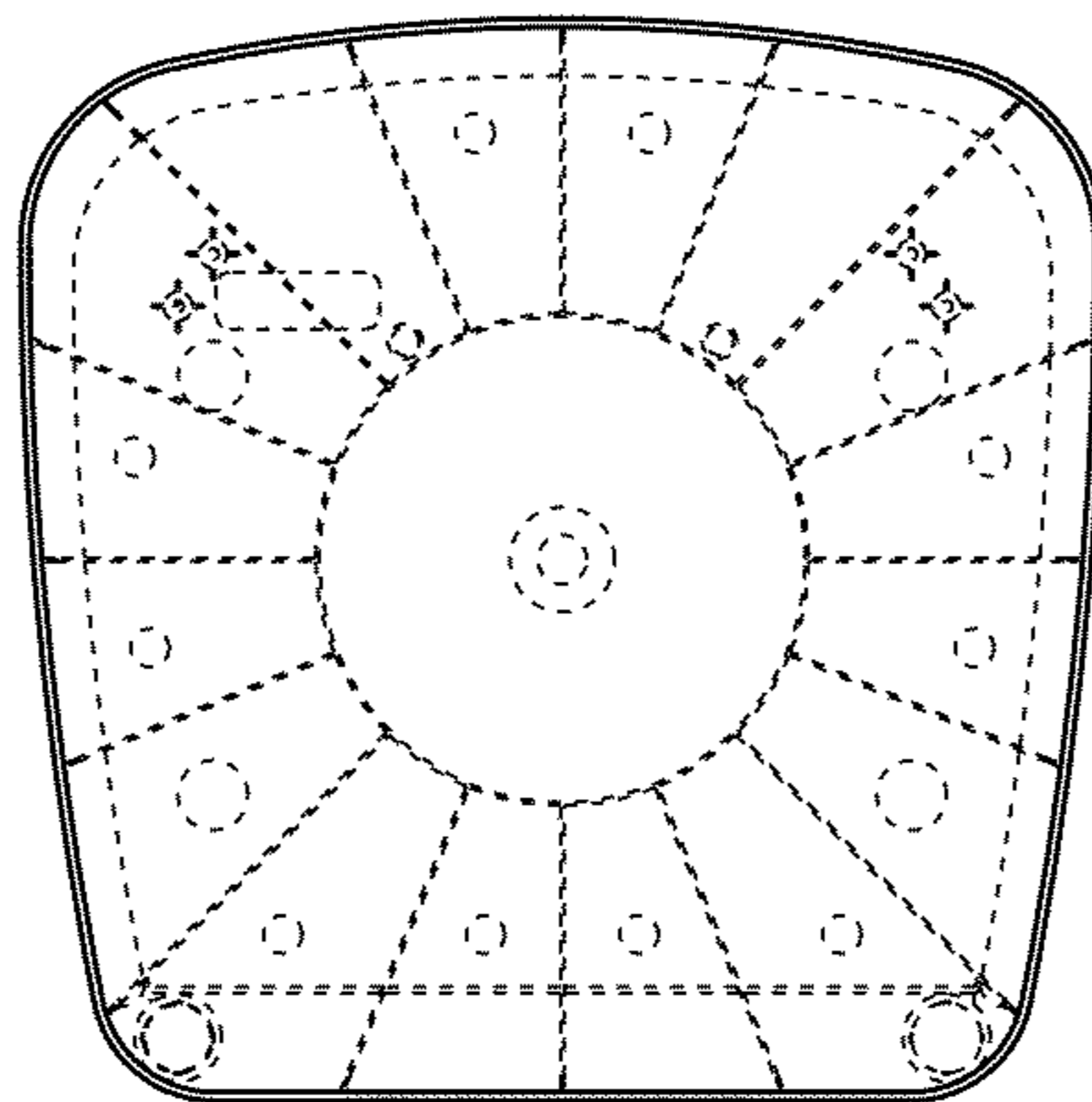


FIG. 7