



US00D714576S

(12) **United States Design Patent**
Buller

(10) **Patent No.:** **US D714,576 S**
(45) **Date of Patent:** **** Oct. 7, 2014**

- (54) **GAME CONTROLLER STAND**
- (71) Applicant: **Jonathan Blake Buller**, Temecula, CA (US)
- (72) Inventor: **Jonathan Blake Buller**, Temecula, CA (US)
- (**) Term: **14 Years**
- (21) Appl. No.: **29/491,264**
- (22) Filed: **May 19, 2014**
- (51) **LOC (10) Cl.** **06-06**
- (52) **U.S. Cl.**
USPC **D6/682.3**
- (58) **Field of Classification Search**
USPC D6/407, 449-450, 456, 459, 466-467, D6/475-476, 479, 672, 673, 682, 682.3; D14/251, 253; 211/13.1, 85.1-85.2, 211/85.6, 26.1, 36-39, 40, 41.1, 41.12, 85, 211/164, 119.003
See application file for complete search history.

- D391,098 S 2/1998 Northrop
- D411,824 S 7/1999 Wilson, Sr. et al.
- D435,253 S 12/2000 Oden, II et al.
- D468,305 S 1/2003 Ma et al.
- D469,073 S 1/2003 Muenscher et al.
- D489,412 S 5/2004 Hsu
- D501,191 S 1/2005 Siebke
- D501,617 S 2/2005 Katz
- D502,913 S 3/2005 Fukami et al.
- D510,208 S 10/2005 Klimas

(Continued)

Primary Examiner — Kelley Donnelly

(74) *Attorney, Agent, or Firm* — Kirk A. Buhler; Buhler & Associates

(57) **CLAIM**

The ornamental design for a game controller stand, as shown and described.

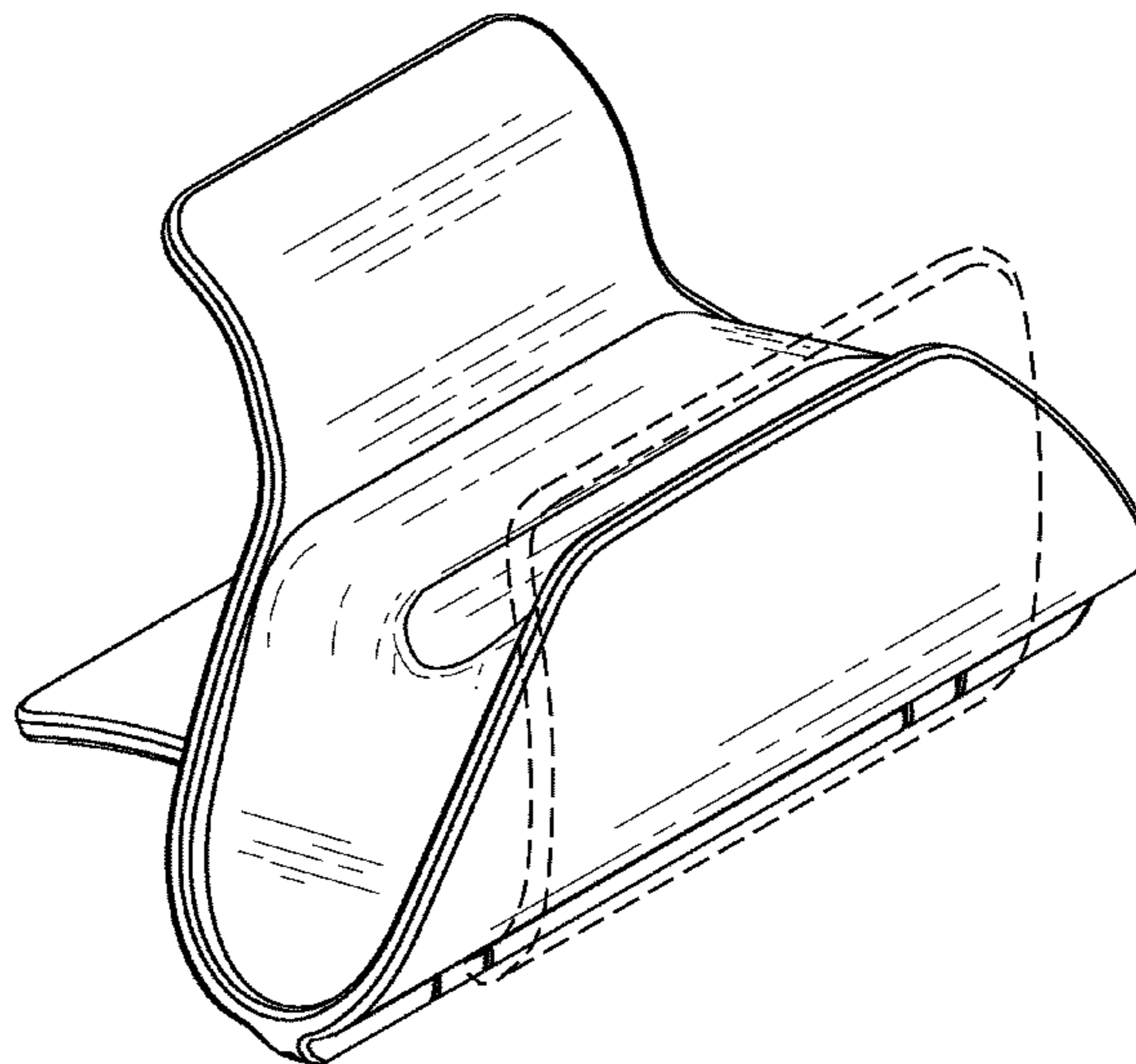
DESCRIPTION

FIG. 1 is a top perspective view for a game controller Stand with the support tab open showing my new design;
 FIG. 2 is a left side view thereof showing with the support tab open;
 FIG. 3 is a right side view thereof showing the support tab closed, the left side view being a mirror image thereof;
 FIG. 4 is a front view thereof showing with the support tab closed;
 FIG. 5 is a bottom view thereof showing with the support tab open thereof;
 FIG. 6 is a top side view thereof showing the support tab open;
 FIG. 7 is a rear side view thereof showing the support tab open;
 FIG. 8 is a left side sectional view thereof taken along lines 8-8 from FIG. 7 showing the support tab open; and,
 FIG. 9 is a top perspective exploded view thereof.
 The broken lines in FIG. 1 and FIG. 4 are for the purpose of illustrating the environment of the article only and form no part of the claimed design.

(56) **References Cited**
U.S. PATENT DOCUMENTS

- D252,899 S 9/1979 Campbell
- D273,165 S 3/1984 Sternberg
- D278,102 S 3/1985 Wagner, Jr.
- D281,657 S 12/1985 Roczey
- D287,365 S 12/1986 Judd
- D316,347 S 4/1991 Getto
- D320,027 S 9/1991 Mintz et al.
- D330,147 S 10/1992 Garber
- D332,360 S 1/1993 Golds
- D337,762 S 7/1993 Crane
- D338,453 S 8/1993 Martin
- D351,147 S 10/1994 Hill
- D361,452 S 8/1995 Neylon
- D363,619 S 10/1995 Karnaze
- D368,605 S 4/1996 Lechleiter
- D371,220 S 6/1996 Behrens

1 Claim, 6 Drawing Sheets



(56)

References Cited

U.S. PATENT DOCUMENTS

D523,809 S	6/2006	Roth et al.	D641,022 S *	7/2011	Dodo et al.	D14/401
D529,440 S	10/2006	Lodato et al.	D647,525 S	10/2011	Seto	
D532,746 S	11/2006	Meyers et al.	D647,881 S	11/2011	Warner	
D540,802 S	4/2007	Hussaini et al.	8,054,295 B2	11/2011	Henty	
D545,319 S	6/2007	Griffin	D652,795 S	1/2012	Attanasio	
D549,707 S	8/2007	Depay	D666,025 S	8/2012	Cobbett et al.	
D555,589 S *	11/2007	Hussaini et al.	D674,381 S	1/2013	Ma	
D568,809 S	5/2008	Izumo	D675,323 S	1/2013	Spainhower	
D574,375 S	8/2008	Prest et al.	D678,281 S *	3/2013	Yung	D14/401
7,625,286 B2	12/2009	Hamada	D704,271 S *	5/2014	Huang et al.	D21/333
7,697,963 B1	4/2010	Pomery	D706,561 S *	6/2014	Buller	D6/682
D615,491 S	5/2010	Emminger	2002/0132651 A1	9/2002	Jinnouchi	
7,772,802 B2	8/2010	Manico et al.	2007/0124778 A1	5/2007	Bennett et al.	
D626,558 S	11/2010	Julien	2007/0207862 A1	9/2007	Calhoun	
D634,708 S	3/2011	Cowan et al.	2008/0153594 A1	6/2008	Zheng	
D636,395 S	4/2011	Anderson et al.	2009/0072784 A1	3/2009	Erickson	
7,942,747 B2	5/2011	Cole	2009/0213081 A1	8/2009	Case, Jr.	
			2009/0325717 A1	12/2009	Lee-Him	
			2010/0234099 A1	9/2010	Rasmussen et al.	

* cited by examiner

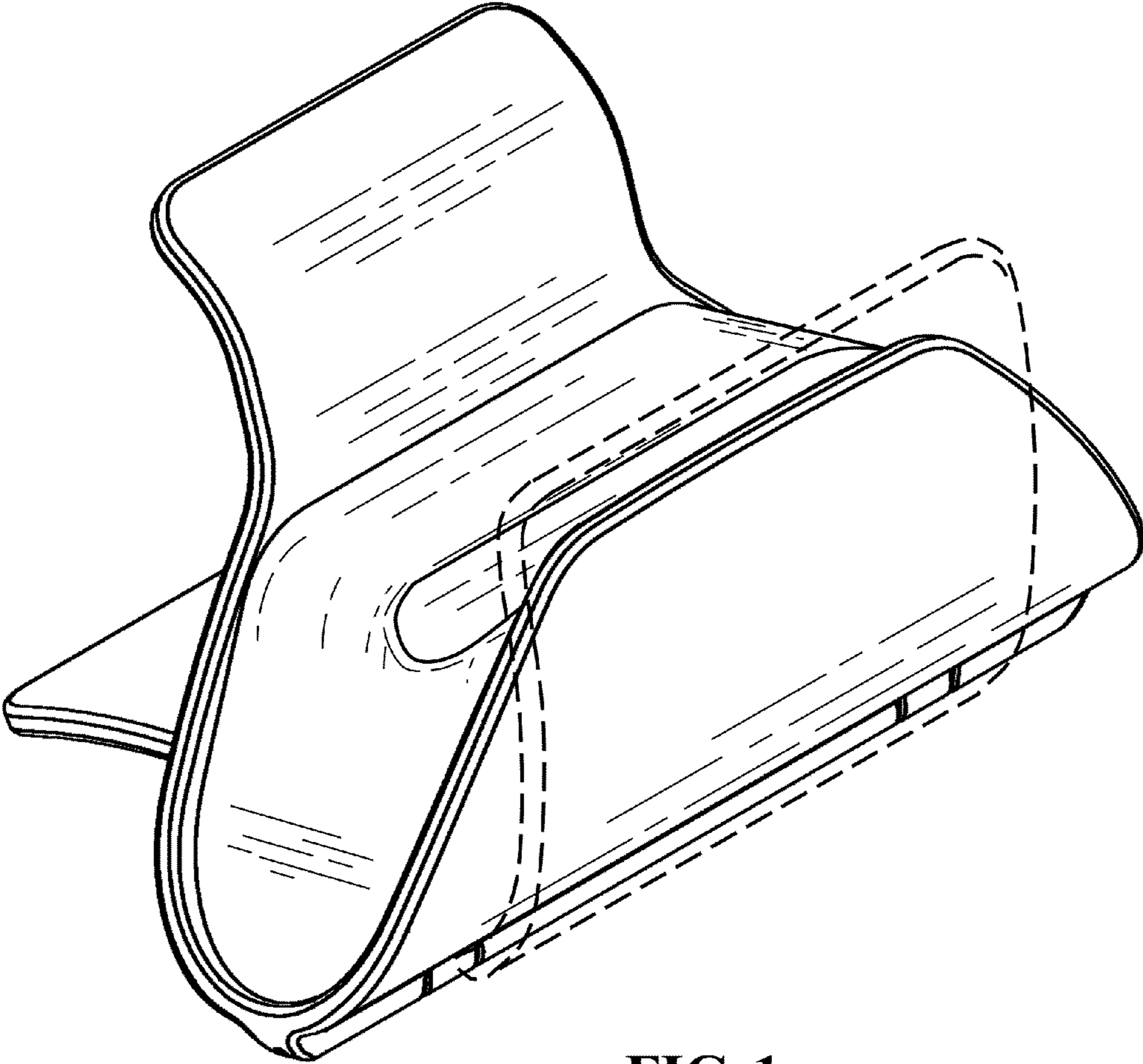


FIG. 1

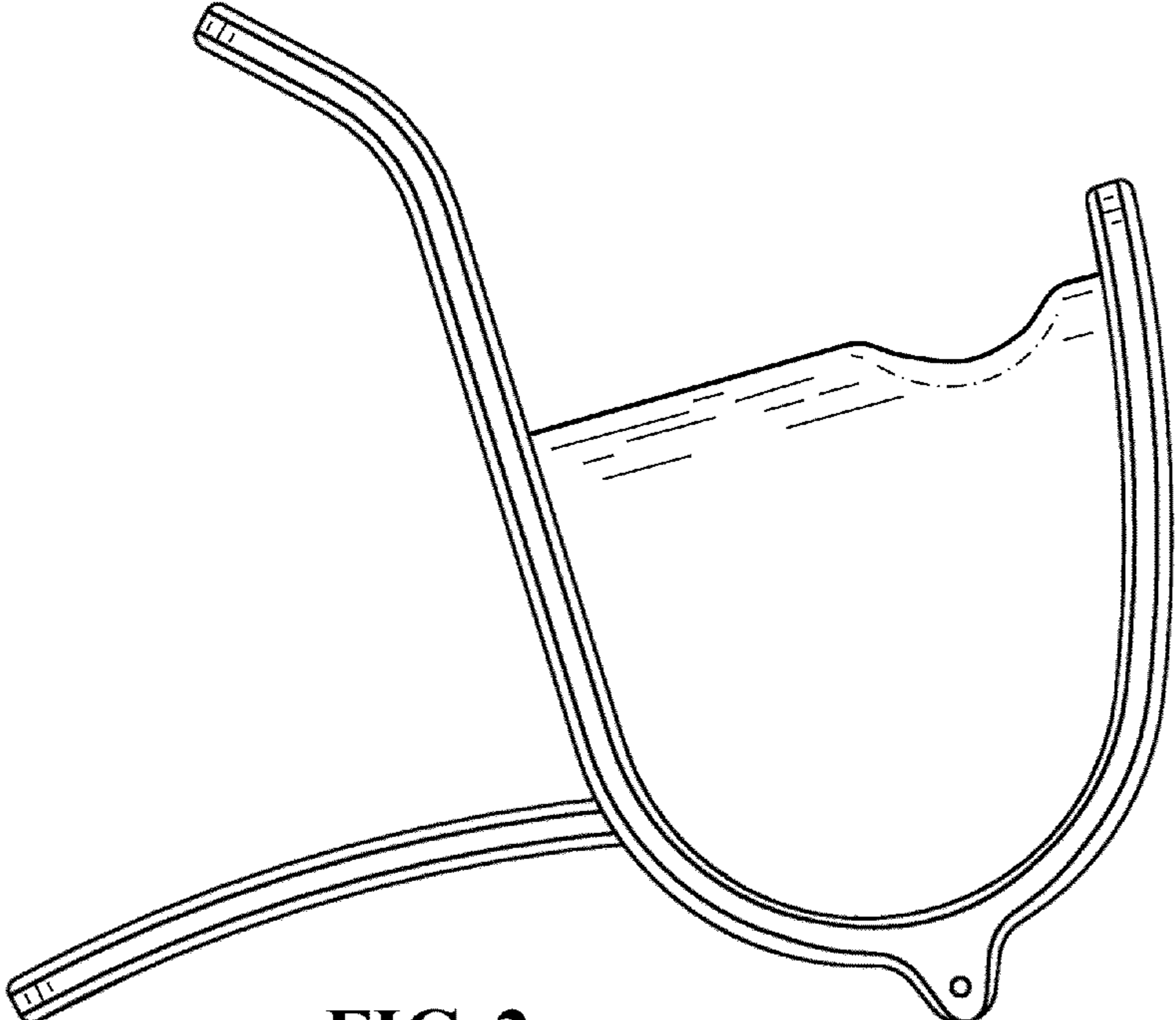


FIG. 2

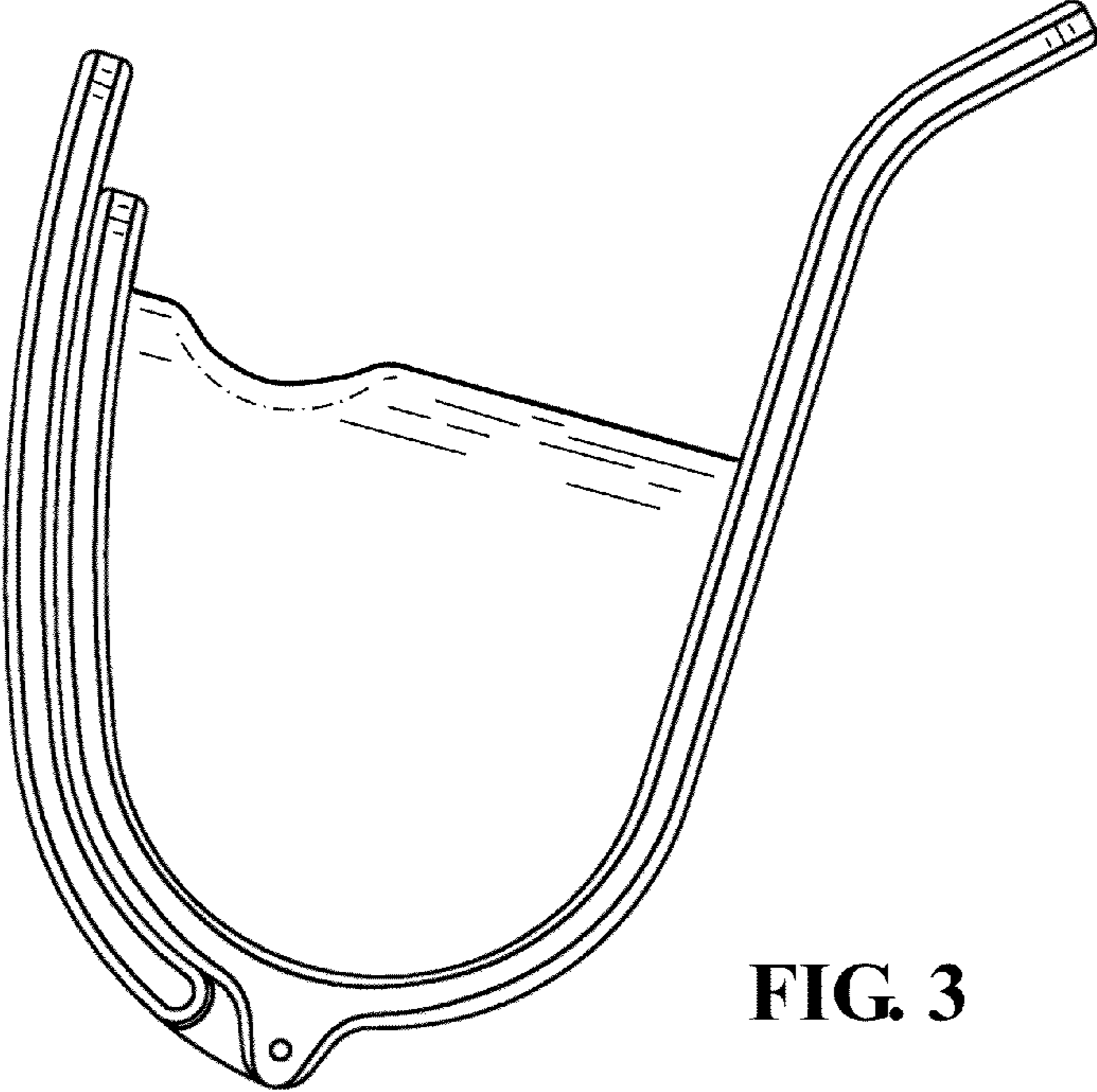


FIG. 3

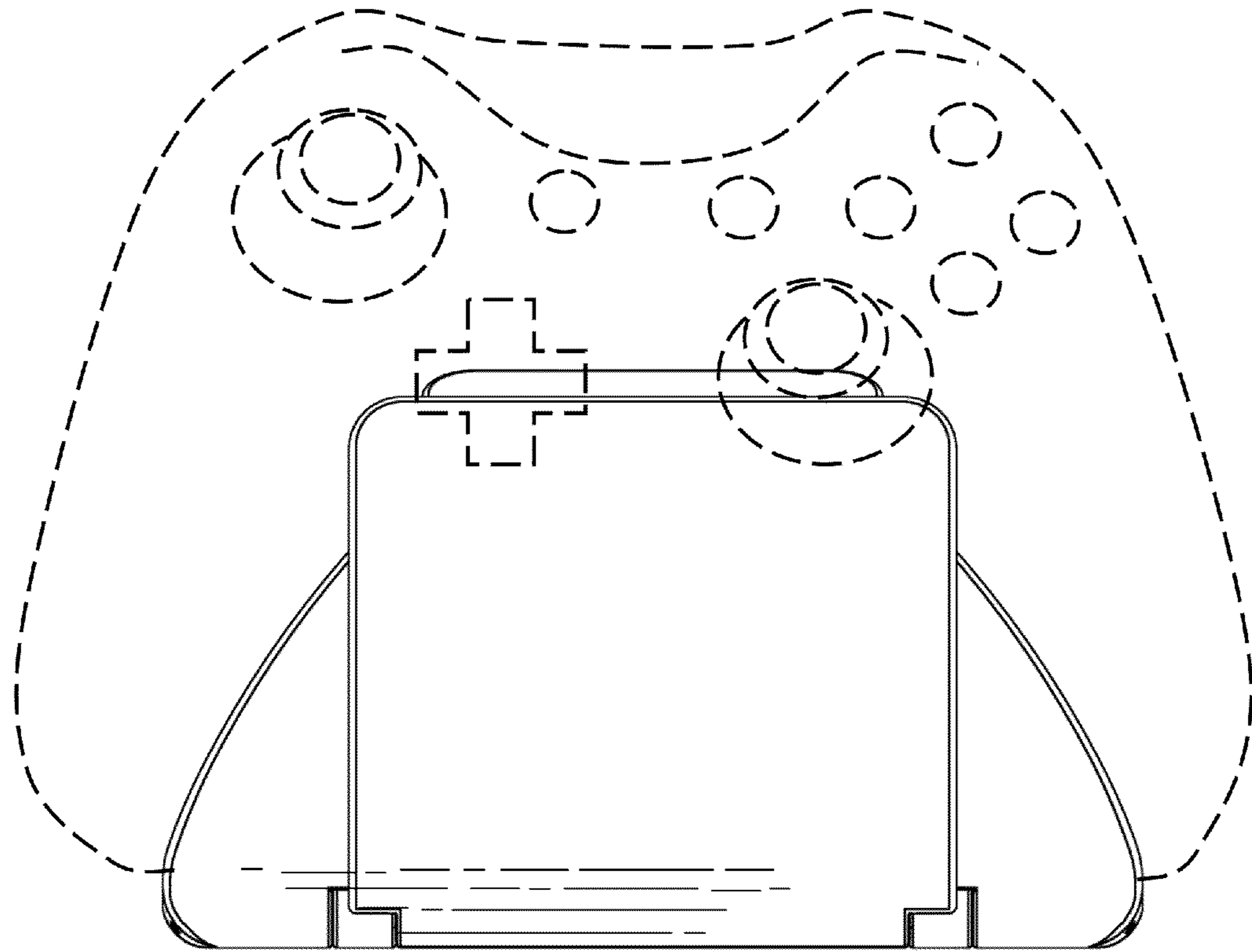


FIG 4




FIG 5

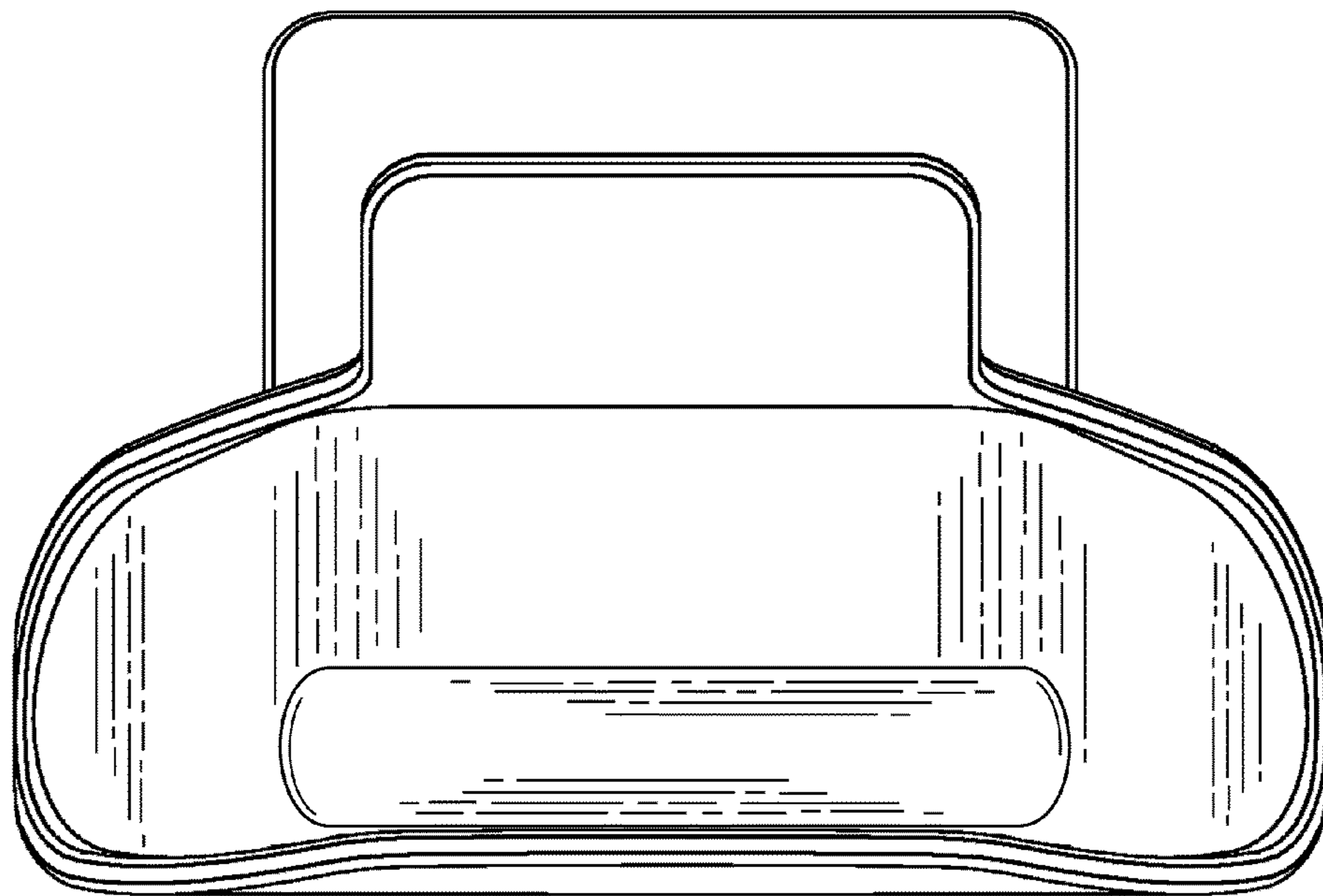
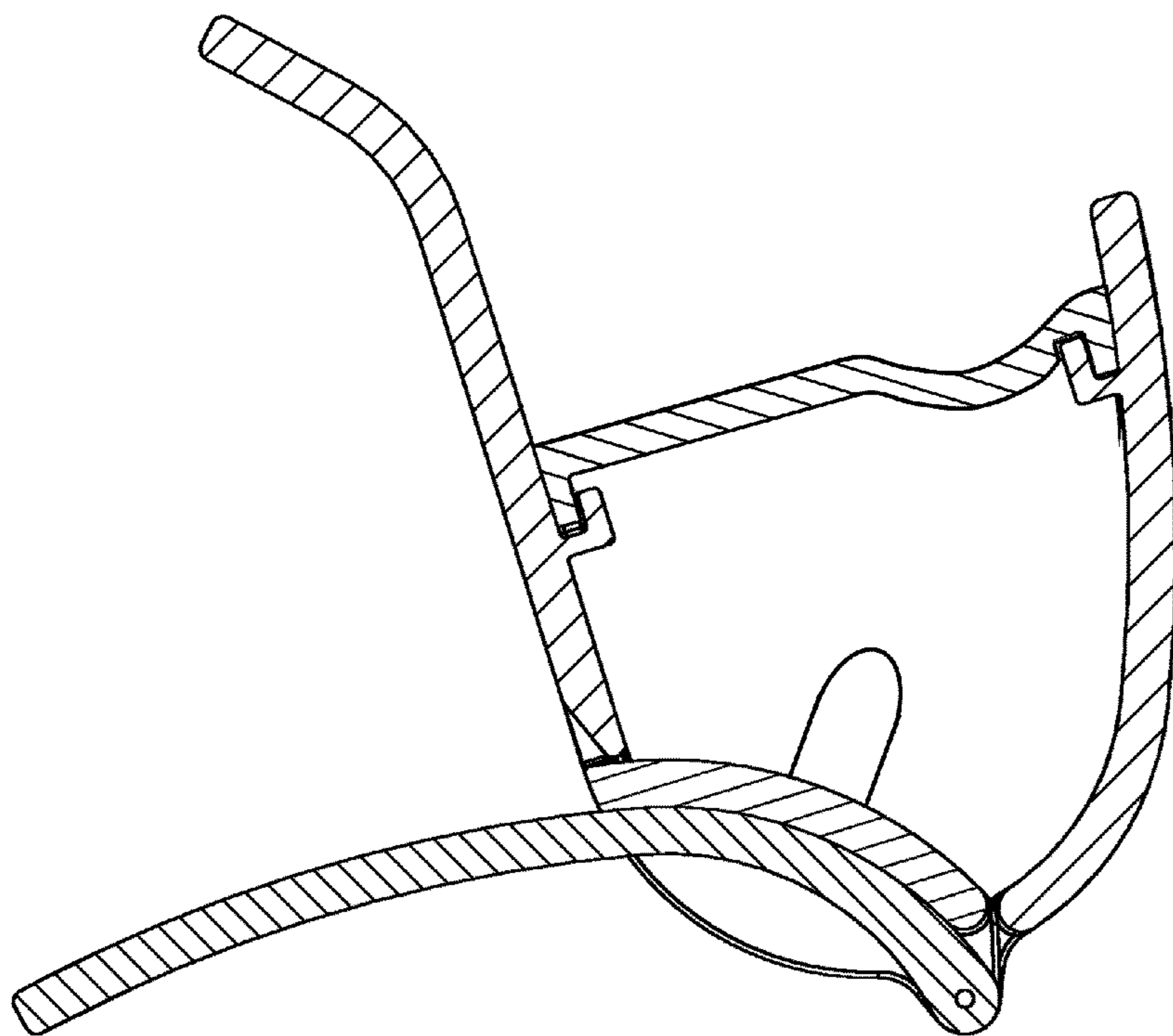
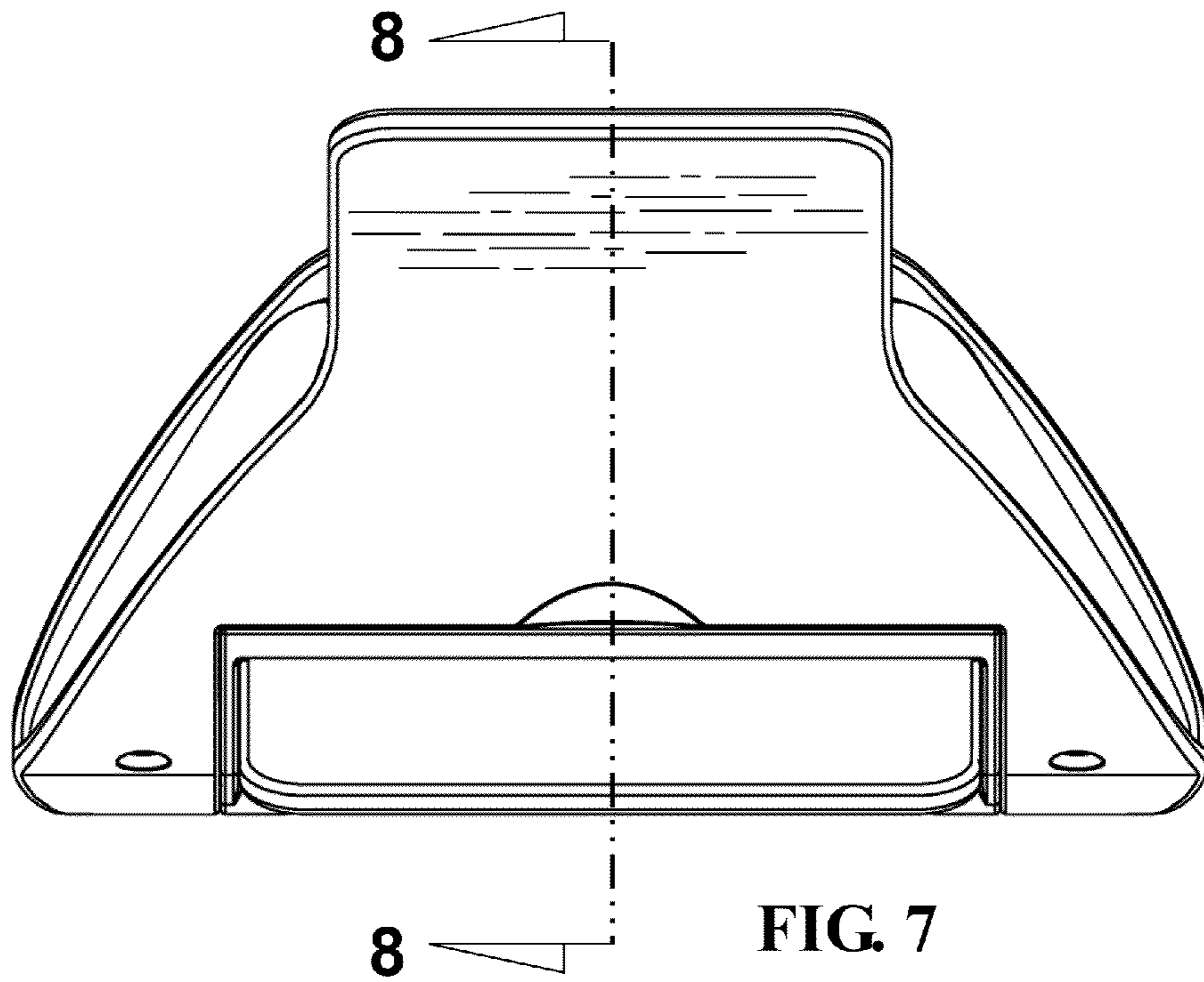


FIG. 6



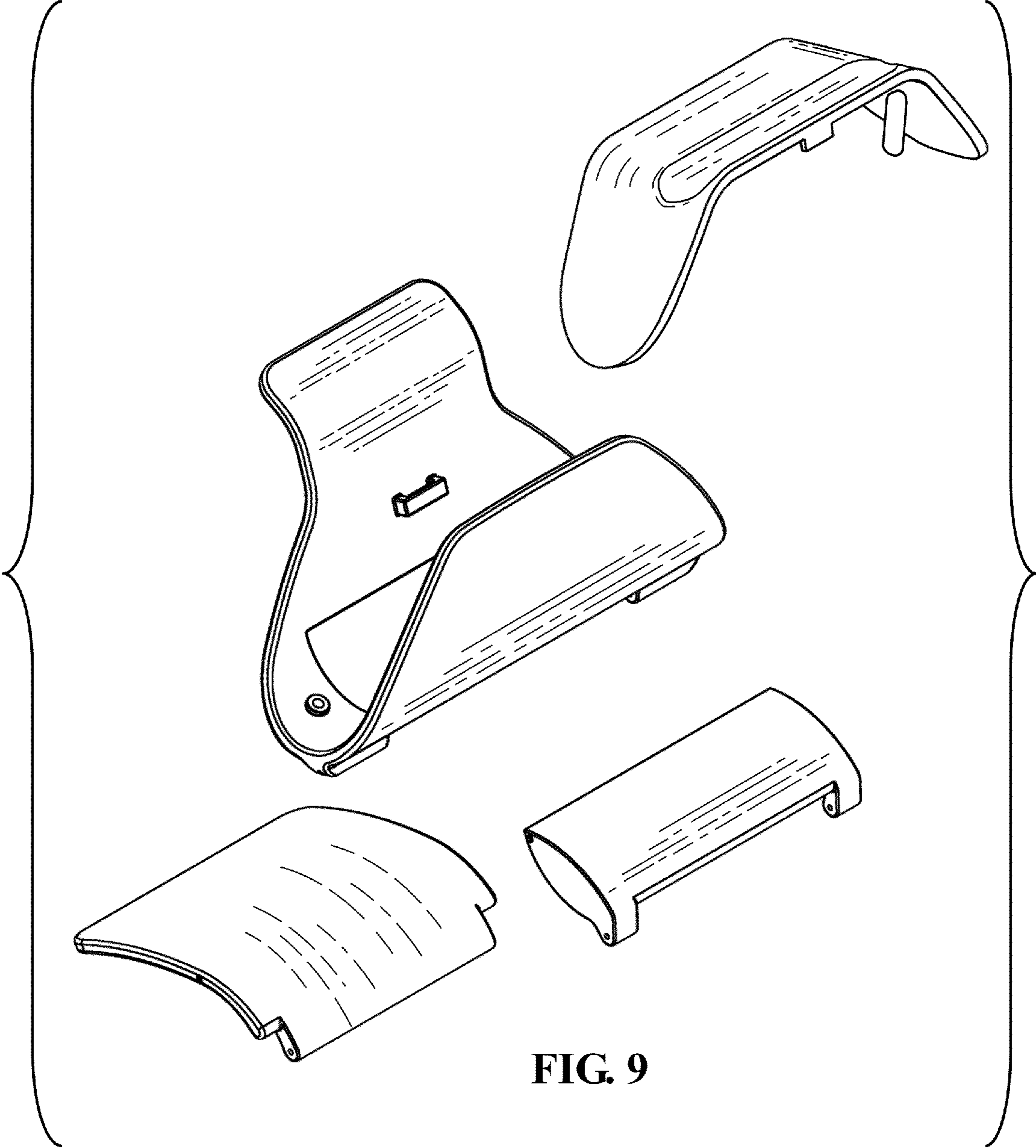


FIG. 9