



US00D714575S

(12) **United States Design Patent**
Mah

(10) **Patent No.:** **US D714,575 S**

(45) **Date of Patent:** **** Oct. 7, 2014**

(54) **CONVERTIBLE TOWEL**

(71) Applicant: **Henry Howard Mah**, Calgary (CA)

(72) Inventor: **Henry Howard Mah**, Calgary (CA)

(**) Term: **14 Years**

(21) Appl. No.: **29/440,655**

(22) Filed: **Dec. 24, 2012**

(51) **LOC (10) Cl.** **06-09**

(52) **U.S. Cl.**
USPC **D6/608**

(58) **Field of Classification Search**
USPC D6/595, 596, 608, 597, 603;
5/417-420; 15/208, 209.1; D2/500,
D2/501, 502, 600, 865; 2/147, 207, 91,
2/916; D24/189

See application file for complete search history.

(56) **References Cited**

U.S. PATENT DOCUMENTS

| | | | | |
|--------------|---------|-------------------------|-------|--------|
| D559,609 S * | 1/2008 | Gonzalez | | D6/608 |
| D596,439 S * | 7/2009 | Hall | | D6/608 |
| D611,286 S * | 3/2010 | Feldman et al. | | D6/603 |
| D620,741 S * | 8/2010 | Pride-Darrington et al. | .. | D6/608 |
| D650,148 S * | 12/2011 | Sanders et al. | | D2/502 |
| D681,383 S * | 5/2013 | Derman et al. | | D6/603 |

| | | | | |
|-------------------|--------|------|-------|--------|
| D698,117 S * | 1/2014 | King | | D2/502 |
| 2007/0022518 A1 * | 2/2007 | Sheu | | 2/207 |
| 2007/0204383 A1 * | 9/2007 | Hunt | | 2/174 |

* cited by examiner

Primary Examiner — Janice Seeger

(74) *Attorney, Agent, or Firm* — Michael D. Eisenberg

(57) **CLAIM**

The ornamental design for a convertible towel, as shown and described.

DESCRIPTION

FIG. 1 is a perspective view of a convertible towel showing my new design;

FIG. 2 is a top view of the convertible towel;

FIG. 3 is a bottom view of the convertible towel;

FIG. 4 is a right side view of the convertible towel;

FIG. 5 is a left side view of the convertible towel;

FIG. 6 is a front view of the convertible towel;

FIG. 7 is a rear view of the convertible towel;

FIG. 8 is a perspective view of the convertible towel in a scarf configuration being worn by a user, with an end of the towel

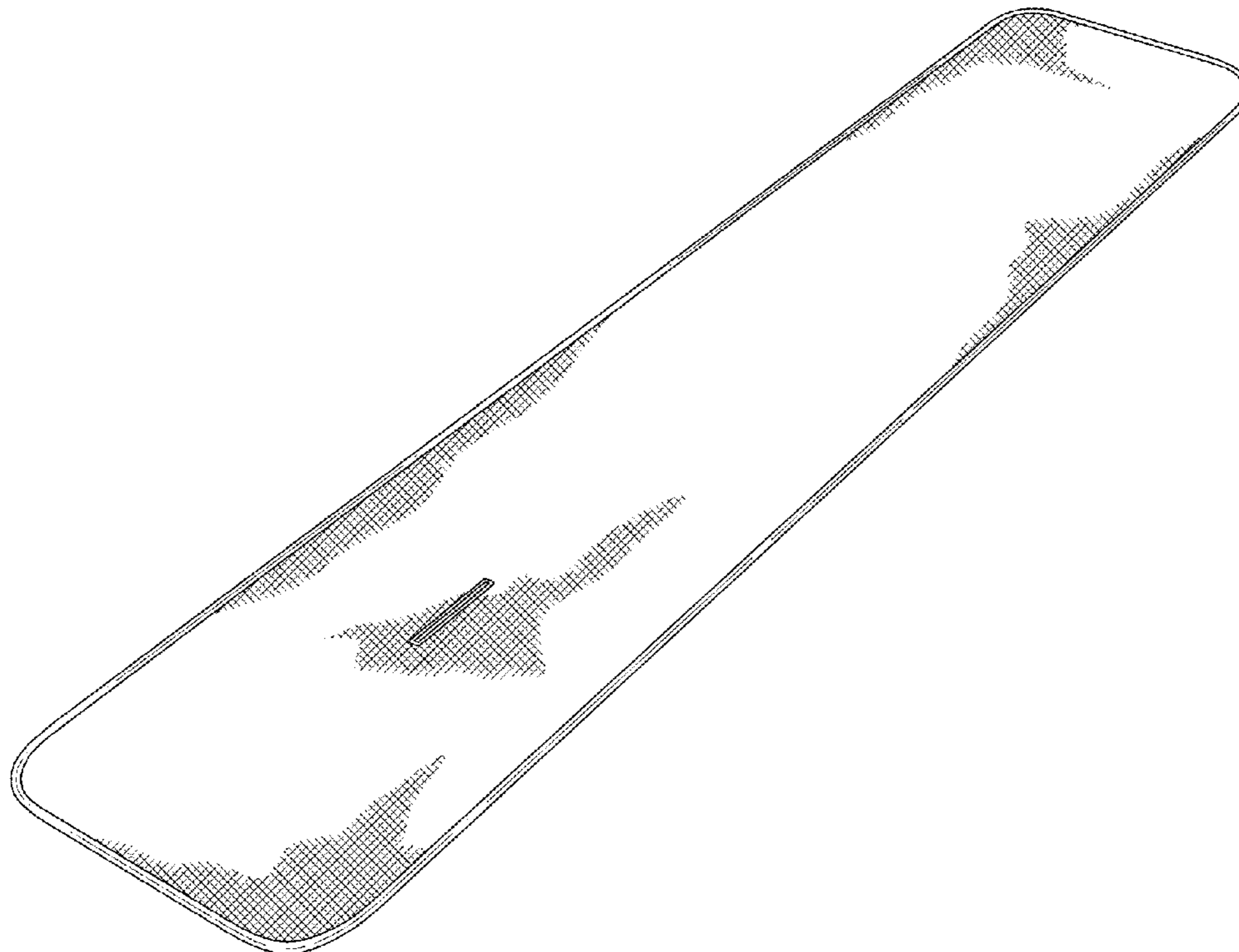
passed through the slit in towel to form a scarf; and,

FIG. 9 is a perspective view of the convertible towel, illustrating the towel covering a workout bench.

The broken lines shown are for illustrative purposes only and

form no part of the claimed design.

1 Claim, 5 Drawing Sheets



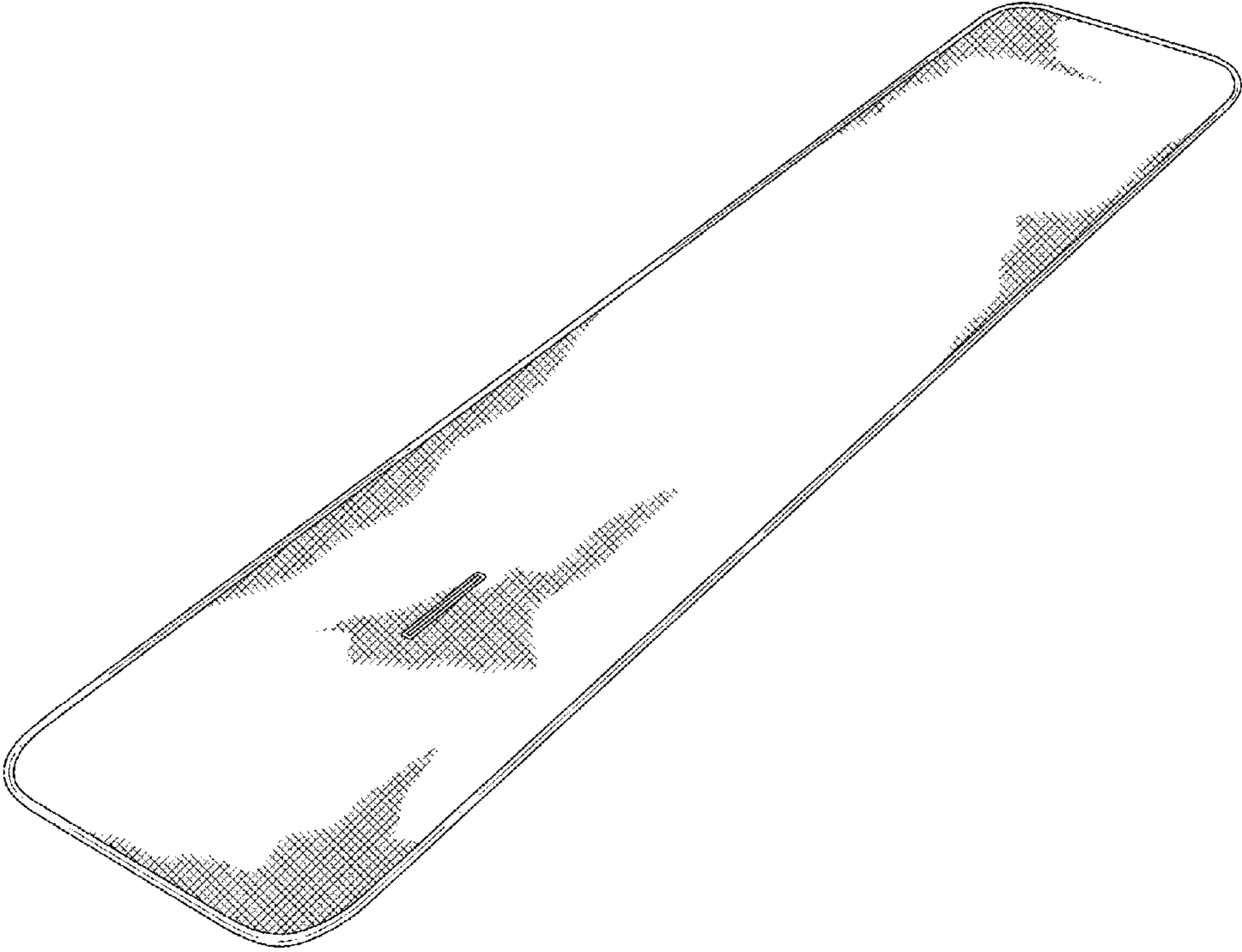


FIG. 1




FIG. 2




FIG. 3

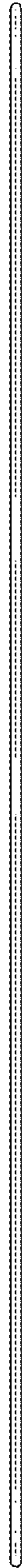


FIG.4



FIG.5




FIG.6




FIG.7



FIG. 8

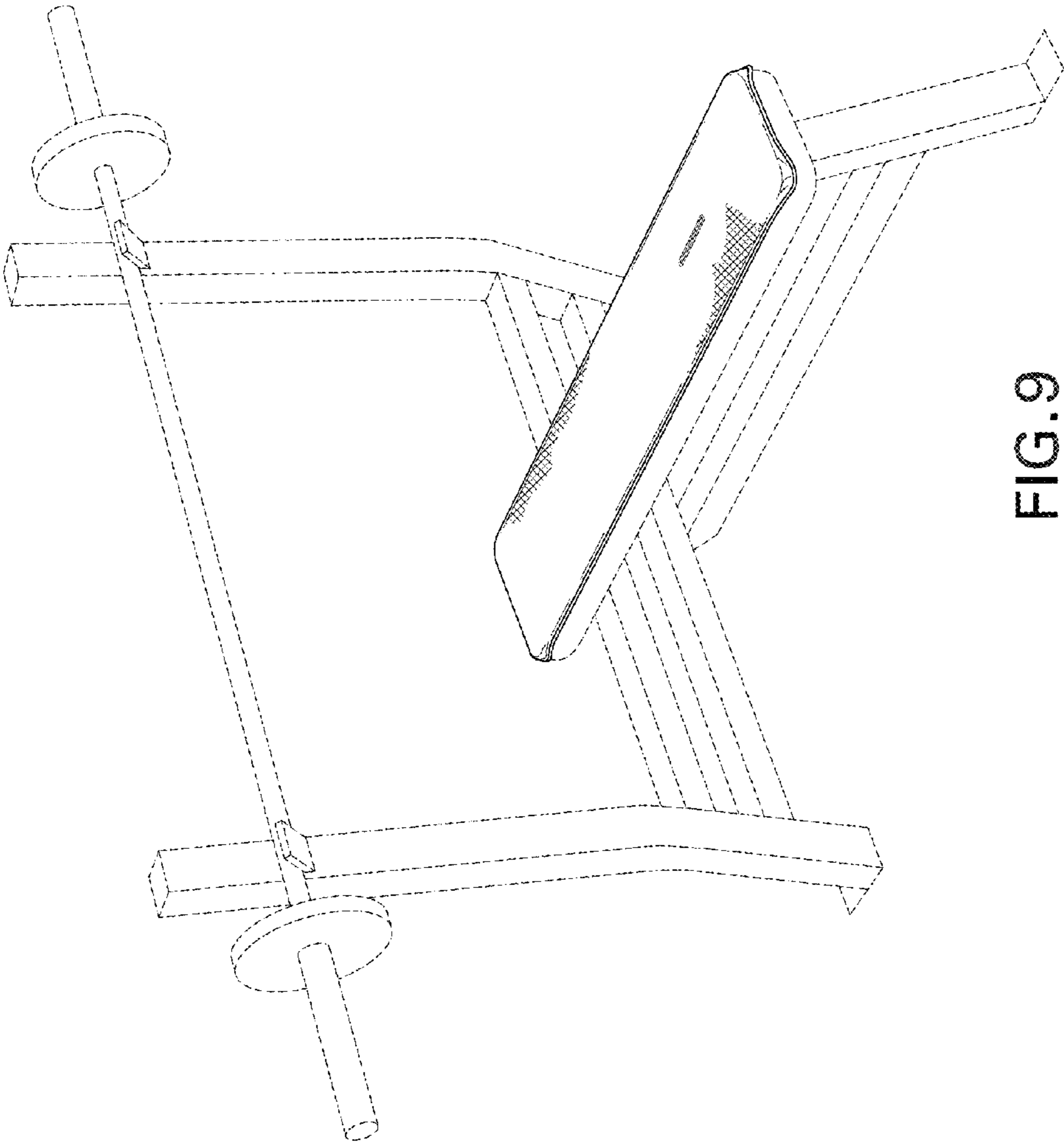


FIG. 9