



US00D714574S

(12) **United States Design Patent**  
**Levy**

(10) **Patent No.:** **US D714,574 S**  
(45) **Date of Patent:** **\*\* Oct. 7, 2014**

(54) **CUSHION**  
(71) Applicant: **Sandy J. Levy**, Maple (CA)  
(72) Inventor: **Sandy J. Levy**, Maple (CA)  
(\*\*) Term: **14 Years**  
(21) Appl. No.: **29/442,585**  
(22) Filed: **Mar. 28, 2013**

(30) **Foreign Application Priority Data**  
Mar. 27, 2013 (CA) ..... 150446  
(51) **LOC (10) Cl.** ..... **06-09**  
(52) **U.S. Cl.**  
USPC ..... **D6/601**  
(58) **Field of Classification Search**  
USPC ..... D6/595, 596, 601, 604, 333; 5/630,  
5/632, 636, 648, 652-655, 655.3, 655.9,  
5/656, 657.5, 417, 420, 646; D21/662,  
D21/687; D8/402; D1/100, 127; D28/8.1;  
D25/135  
See application file for complete search history.

(56) **References Cited**  
**U.S. PATENT DOCUMENTS**  
D273,915 S \* 5/1984 Pike ..... D6/349  
D311,295 S \* 10/1990 Roberts ..... D6/601

D322,312 S \* 12/1991 Mombrinie ..... D24/183  
5,180,386 A \* 1/1993 Kennedy, Jr. .... 606/240  
5,584,786 A \* 12/1996 Almeda ..... 482/142  
D406,718 S \* 3/1999 Jacobs ..... D6/601  
D452,018 S \* 12/2001 Merrick ..... D25/135  
D506,591 S \* 6/2005 Lee ..... D1/127  
2011/0271451 A1\* 11/2011 Huttner et al. .... 5/630

\* cited by examiner

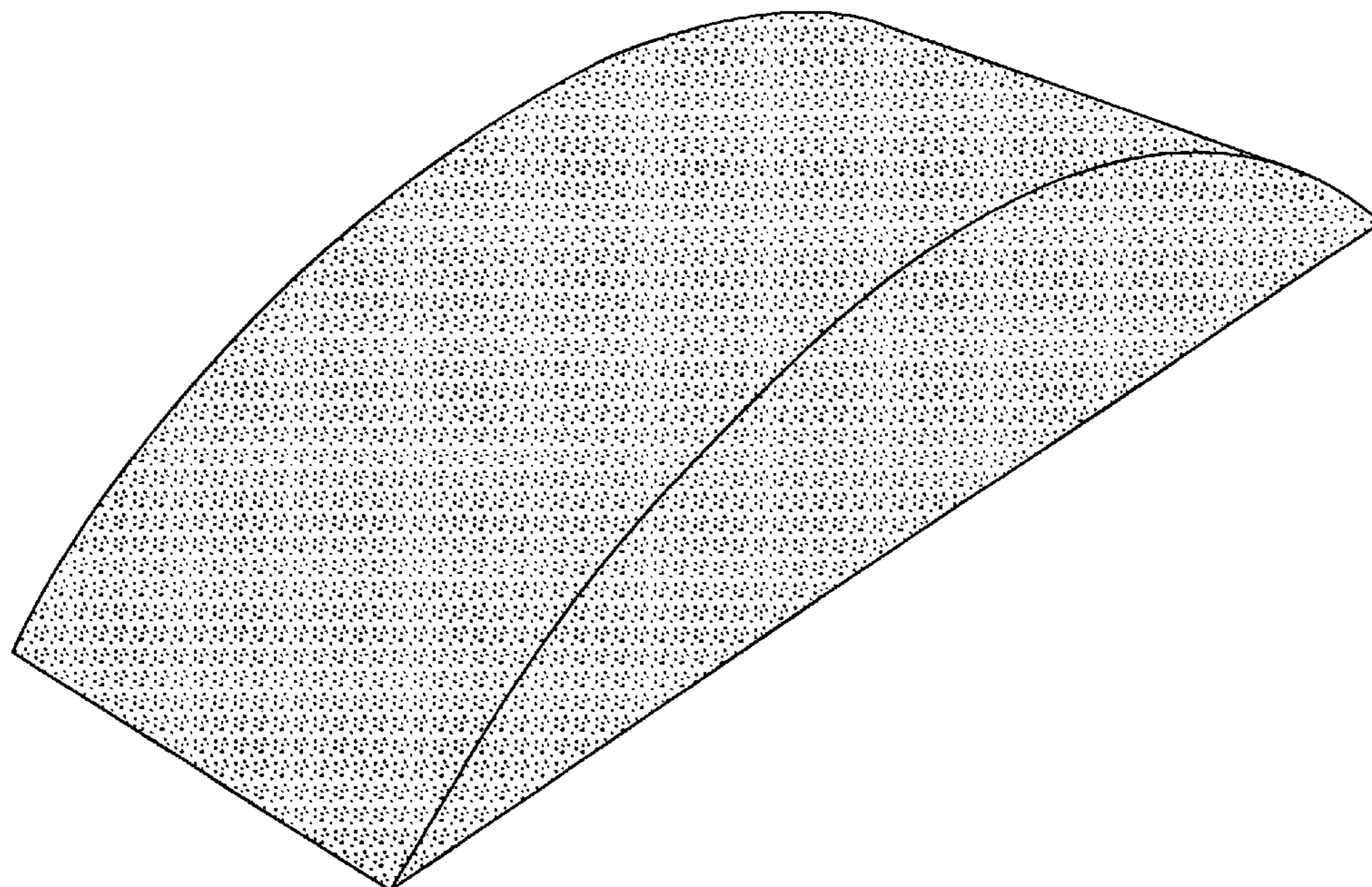
*Primary Examiner* — Janice Seeger

(57) **CLAIM**  
I claim the ornamental design for a cushion, as shown.

**DESCRIPTION**

FIG. 1 is a perspective view taken from the front and one side of the design;  
FIG. 2 is a top plan view of the design shown in FIG. 1;  
FIG. 3 is a right-side elevational view of the design as shown in FIG. 1;  
FIG. 4 is a rear elevational view of the design as shown in FIG. 1;  
FIG. 5 is a front elevational view of the design shown in FIG. 1;  
FIG. 6 is a left-side elevational view of the design as shown in FIG. 1; and,  
FIG. 7 is a bottom plan view of the design as shown in FIG. 1.

**1 Claim, 4 Drawing Sheets**



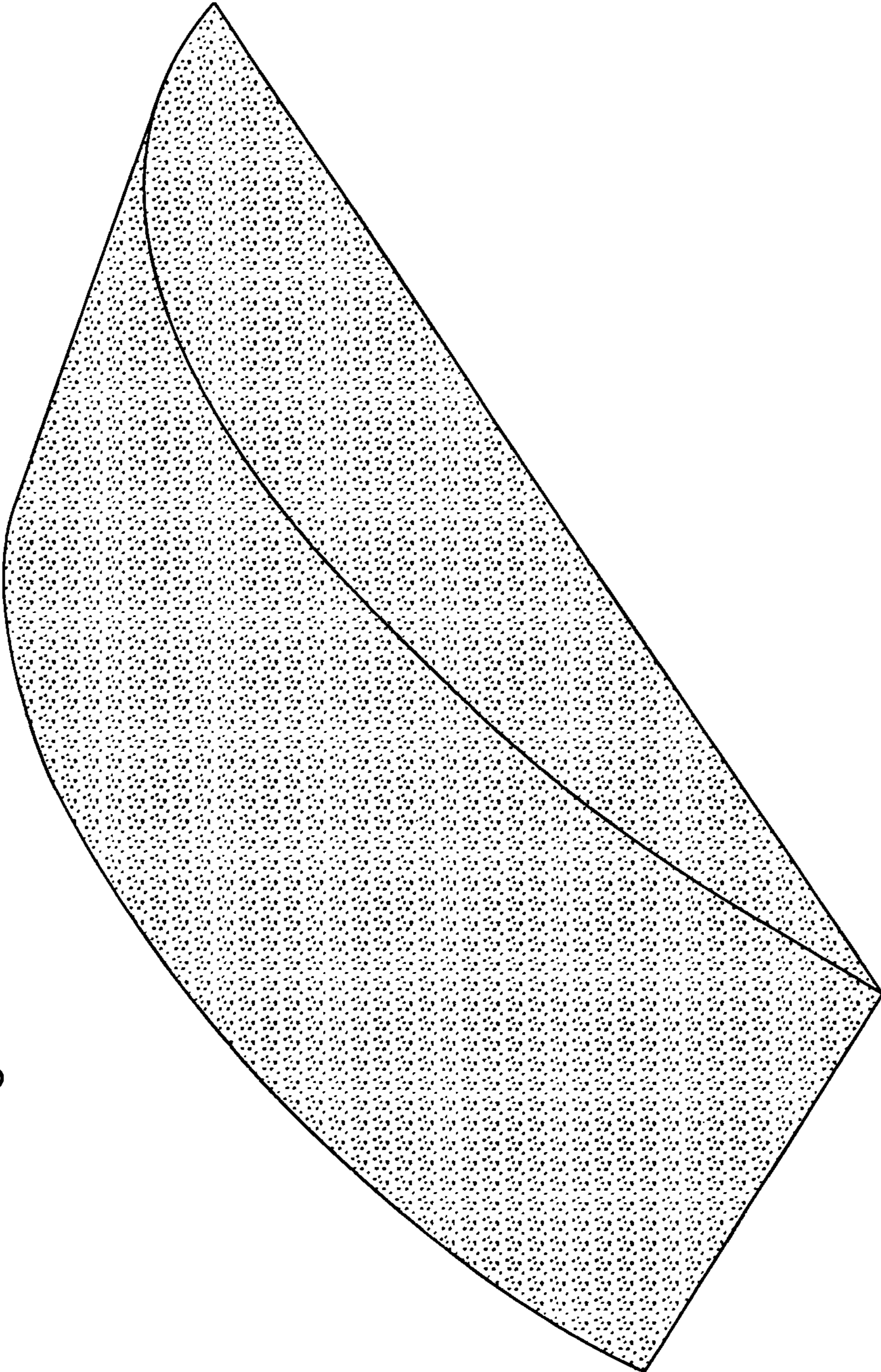


Fig. 1



Fig. 2




Fig. 3




Fig. 5





Fig. 4








Fig. 6




Fig. 7