



US00D714568S

(12) **United States Design Patent**
Lehmann

(10) **Patent No.:** **US D714,568 S**
(45) **Date of Patent:** **** Oct. 7, 2014**

(54) **BUSINESS HANGER**

(71) Applicant: **Pathway IP SARL**, Luxembourg (LU)

(72) Inventor: **Andreas Lehmann**, Uitikon Waldegg (CH)

(73) Assignee: **Pathway IP SARL**, Luxembourg (LU)

(**) Term: **14 Years**

(21) Appl. No.: **29/480,086**

(22) Filed: **Jan. 23, 2014**

(51) **LOC (10) Cl.** **06-06**

(52) **U.S. Cl.**
USPC **D6/514**

(58) **Field of Classification Search**
USPC D6/512, 513, 514, 524, 525, 553, 567,
D6/569, 315, 317, 318; 206/6.1, 349,
206/362.2, 568; 211/13.1, 10, 86.01, 87.01,
211/85.2, 113
See application file for complete search history.

(56) **References Cited**

U.S. PATENT DOCUMENTS

4,401,219 A * 8/1983 Mink D6/513
5,209,344 A * 5/1993 Smith D6/513

D387,929 S * 12/1997 Stewart D6/513
D429,897 S * 8/2000 Rogman et al. D6/571
D544,274 S * 6/2007 Hume D6/553

* cited by examiner

Primary Examiner — Brian N Vinson

(74) *Attorney, Agent, or Firm* — Wood, Herron, Evans, LLP

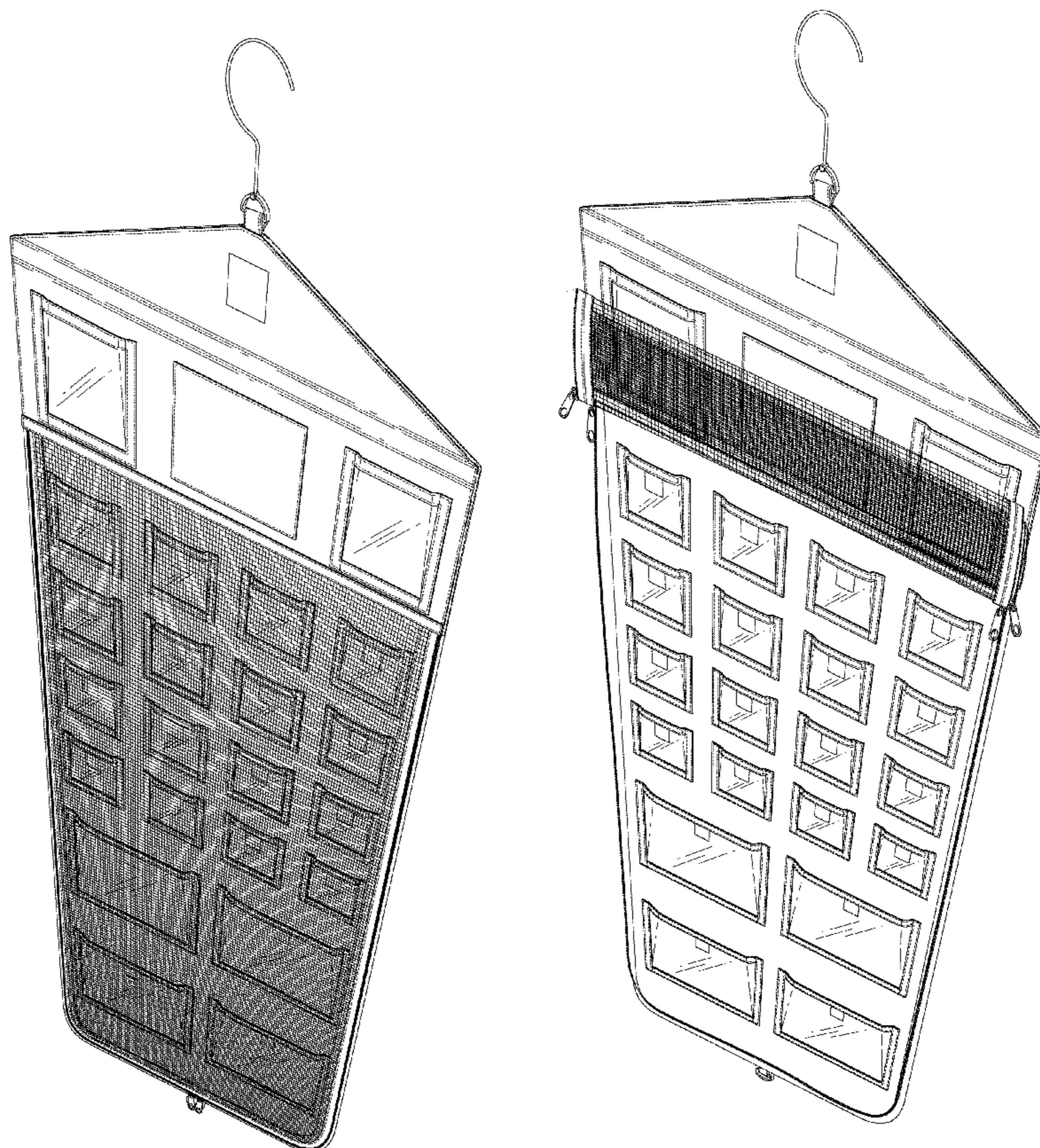
(57) **CLAIM**

The ornamental design for a business hanger, as shown and described.

DESCRIPTION

FIG. 1 is business hanger of the present invention;
FIG. 2 is a front view of FIG. 1 of the present invention;
FIG. 3 is a left side view of FIG. 1 of the present invention. The right side view is a mirror image thereof;
FIG. 4 is a top view of FIG. 1 of the present invention;
FIG. 5 is a bottom view of FIG. 1 of the present invention;
FIG. 6 is a rear view of FIG. 1 of the present invention;
FIG. 7 is a perspective view of a business hanger of the present invention in an alternative position with the screen rolled up; and,
FIG. 8 is a front view of FIG. 7 of the present invention showing the screen rolled up.

1 Claim, 6 Drawing Sheets






FIG. 1




FIG. 2

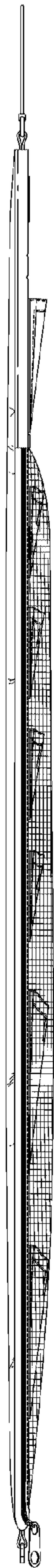


FIG. 3



FIG. 4

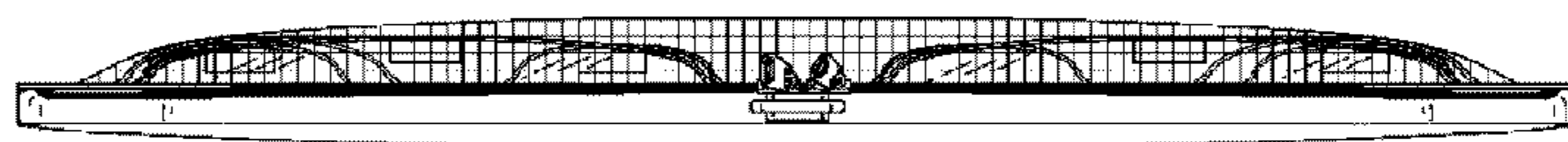


FIG. 5




FIG. 6




FIG. 7

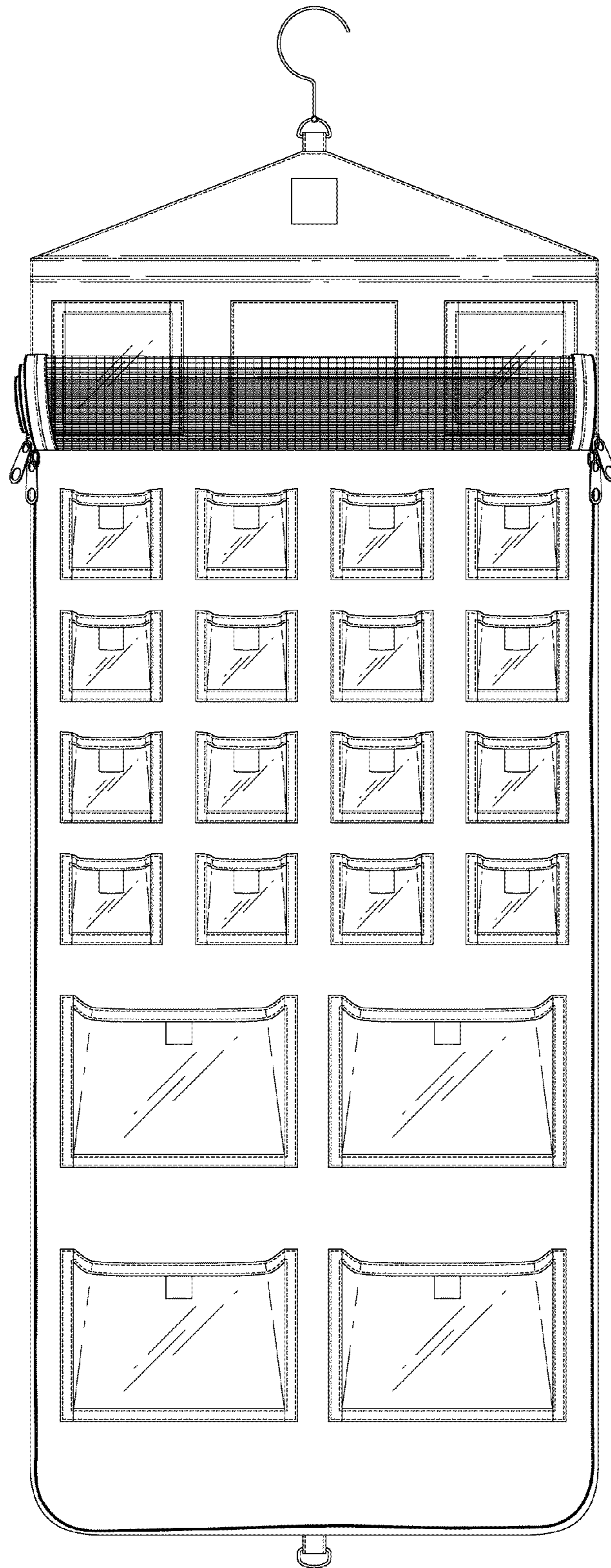


FIG. 8