



US00D714557S

(12) **United States Design Patent**  
**Gonzalez et al.**

(10) **Patent No.:** **US D714,557 S**  
(45) **Date of Patent:** **\*\* Oct. 7, 2014**

(54) **U-BRUSH**

(71) Applicants: **Mario M. Gonzalez**, Kenosha, WI (US);  
**Noah Wangerin**, Glenview, IL (US)

(72) Inventors: **Mario M. Gonzalez**, Kenosha, WI (US);  
**Noah Wangerin**, Glenview, IL (US)

(73) Assignee: **Weber-Stephen Products LLC**,  
Palatine, IL (US)

(\*\*) Term: **14 Years**

(21) Appl. No.: **29/454,259**

(22) Filed: **May 8, 2013**

(51) **LOC (10) Cl.** ..... **04-01**

(52) **U.S. Cl.**  
USPC ..... **D4/131**

(58) **Field of Classification Search**  
CPC .. A46B 9/021; A46B 2200/1053; A46B 3/18;  
A45D 40/265; A46D 1/00  
USPC ..... D4/128, 135, 199, 131, 138, 121, 116,  
D4/132, 118, 136, 133; 134/22.11, 6, 8;  
132/218, 317, 320, 200, 119, 155, 313,  
132/116, 120, 321, 142, 238, 73, 123, 122,  
132/227, 202, 237, 271, 223, 229; 401/34,  
401/126, 119, 129, 17, 18, 24, 118, 8, 122,  
401/281, 187, 1, 127, 120, 130; 15/207.2,  
15/206, 25, 145.1, 145, 26, 244.1, 144.4,  
15/160, 142, 246, 105, 184, 164, 167.1,  
15/159.1, 111, 176.5, 165, 211, 212,  
15/104.05, 104.16, 104.2, 187, 27, 176.1,  
15/179, 38; 16/422, 430; 81/489; 300/21,  
300/2; 119/615, 616, 612; 524/275;  
428/398; 186/59; 29/428; 514/33;  
600/569

See application file for complete search history.

(56) **References Cited**

U.S. PATENT DOCUMENTS

4,324,084	A *	4/1982	Walter	.....	52/742.16
D308,443	S *	6/1990	Vetter	.....	D4/131
5,115,530	A *	5/1992	Distiso	.....	15/25
5,133,590	A *	7/1992	Fitjer	.....	300/21
5,238,011	A *	8/1993	Gueret	.....	132/218
5,611,361	A *	3/1997	Leone	.....	132/218
5,620,270	A *	4/1997	Gueret	.....	401/126
6,003,519	A *	12/1999	Gueret	.....	132/218
6,258,044	B1 *	7/2001	Lonky et al.	.....	600/569
6,532,967	B1 *	3/2003	Dumler	.....	132/218
6,775,874	B2 *	8/2004	Horton	.....	15/165
7,052,199	B2 *	5/2006	Rousselet	.....	401/129
8,065,772	B2 *	11/2011	Maguire et al.	.....	15/104.2
D657,144	S *	4/2012	Autie	.....	D4/131
2005/0215679	A1 *	9/2005	De La Poterie et al.	.....	524/275
2006/0225760	A1 *	10/2006	Kearney	.....	132/218

(Continued)

*Primary Examiner* — Eric Goodman

*Assistant Examiner* — Ryan Harvey

(74) *Attorney, Agent, or Firm* — Niro, Haller & Niro

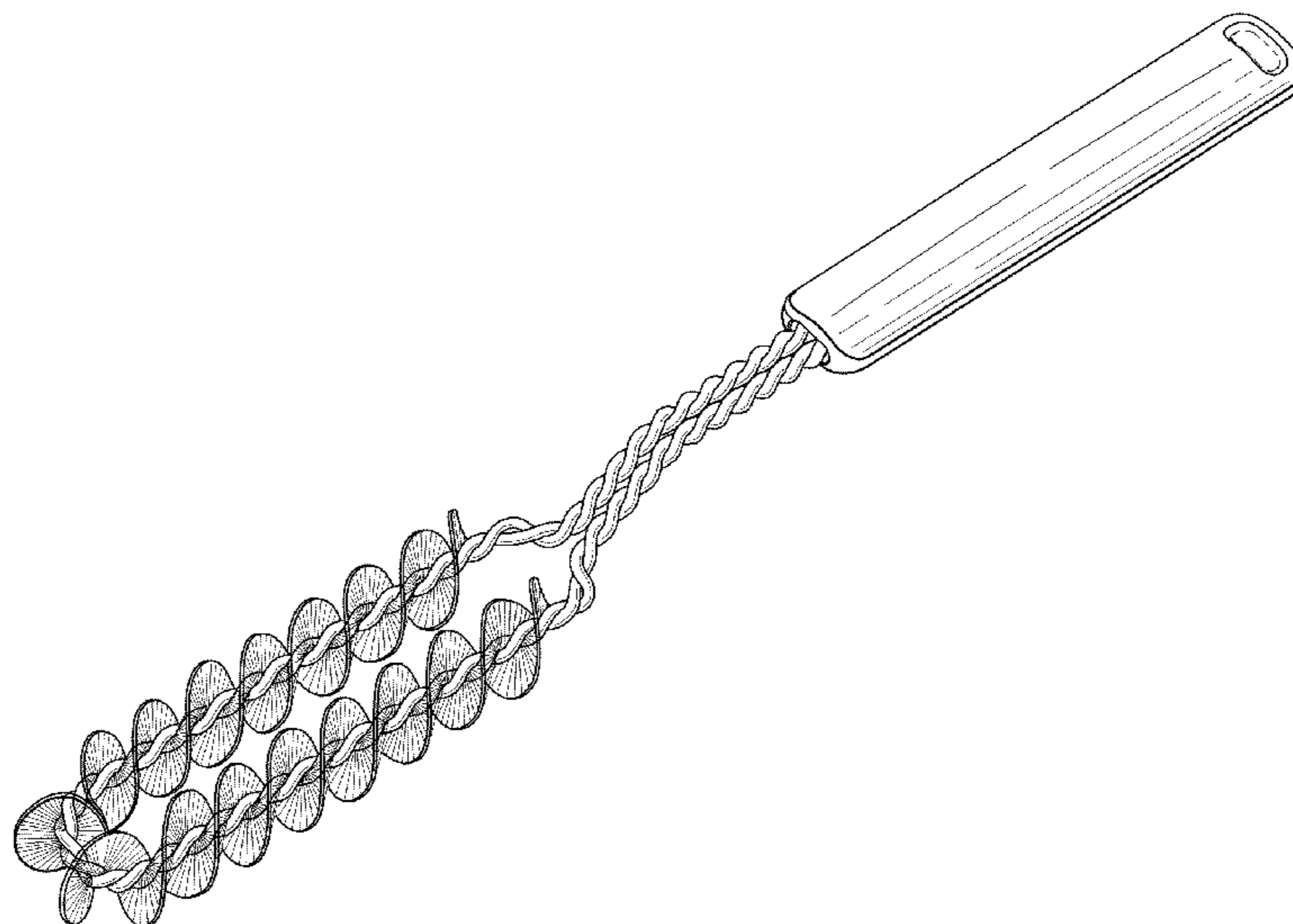
(57) **CLAIM**

The ornamental design for a U-brush, as shown and described in the following figures.

**DESCRIPTION**

FIG. 1 is a perspective view of a U-brush of the present invention;  
FIG. 2 is a top view of the brush of the present invention;  
FIG. 3 is a right side view of the brush of the present invention, the left side being a mirror image thereof;  
FIG. 4 is a bottom view of the brush of the present invention;  
FIG. 5 is a front view of the brush of the present invention;  
and,  
FIG. 6 is a rear view of the brush of the present invention.  
The broken lines illustrate portions of the article that form no part of the claimed design.

**1 Claim, 2 Drawing Sheets**



(56)

**References Cited**

U.S. PATENT DOCUMENTS

2008/0048485	A1 *	2/2008	Gunjian	.....	300/21	2010/0251498	A1 *	10/2010	Metaxatos et al.	.....	15/144.4
2009/0032046	A1 *	2/2009	Gueret	.....	132/200	2010/0310297	A1 *	12/2010	Gueret	.....	401/129
2009/0320872	A1 *	12/2009	Vandromme	.....	132/218	2011/0030717	A1 *	2/2011	Legassie et al.	.....	132/218
						2011/0289710	A1 *	12/2011	Schrader	.....	15/207.2

\* cited by examiner

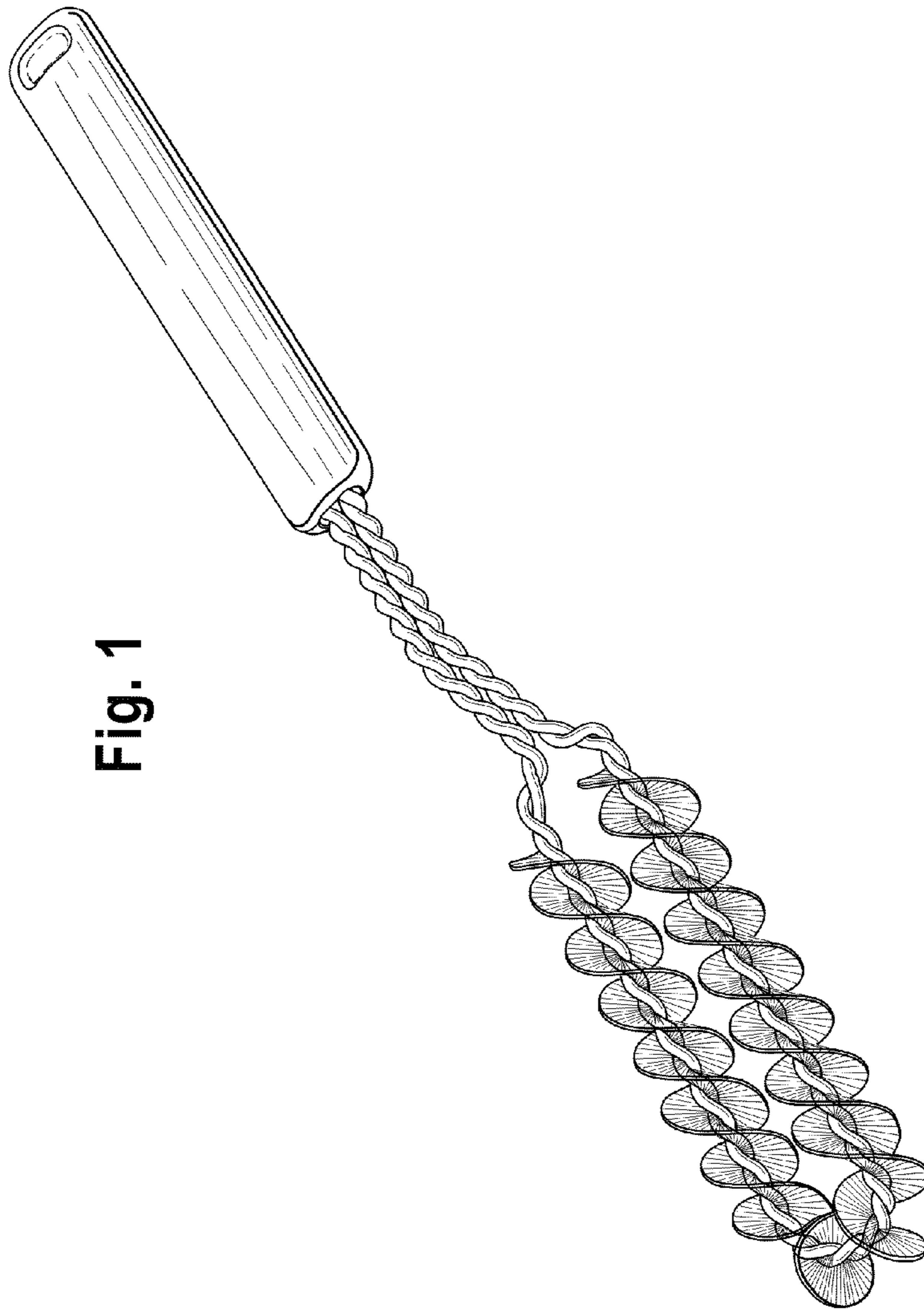


Fig. 1

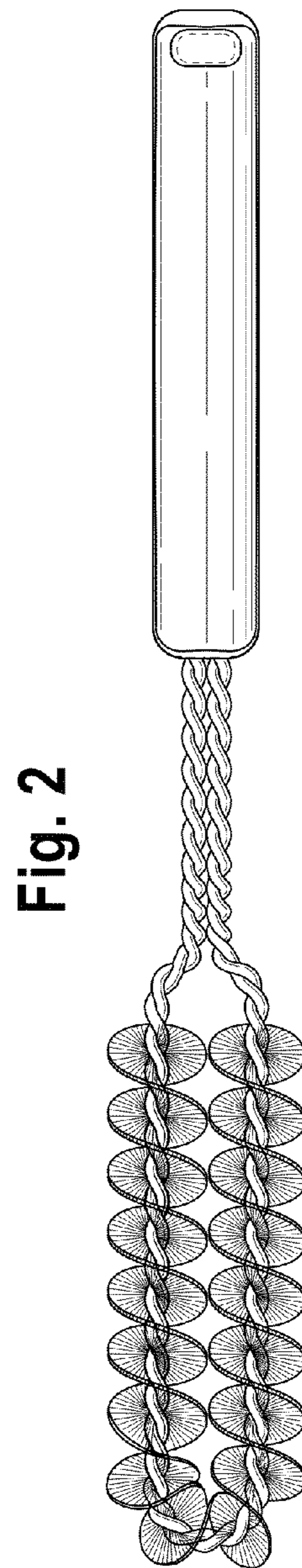


Fig. 2



Fig. 3




Fig. 4




Fig. 5

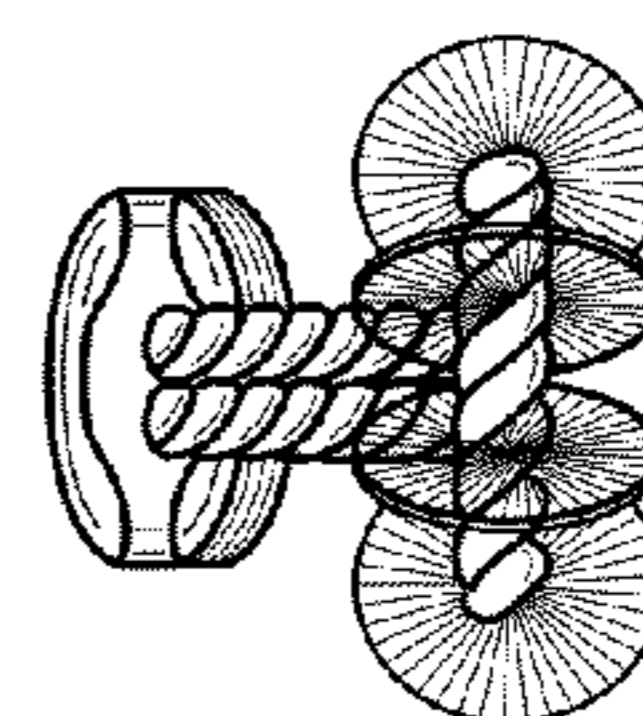


Fig. 6

