



US00D714555S

(12) **United States Design Patent**
Feder

(10) **Patent No.:** **US D714,555 S**

(45) **Date of Patent:** **** Oct. 7, 2014**

(54) **CONTAINER CARRIER**

(71) Applicant: **Irving Feder**, Sunny Isles Beach, FL
(US)

(72) Inventor: **Irving Feder**, Sunny Isles Beach, FL
(US)

(**) Term: **14 Years**

(21) Appl. No.: **29/478,660**

(22) Filed: **Jan. 7, 2014**

(51) **LOC (10) Cl.** **03-01**

(52) **U.S. Cl.**
USPC **D3/328; D3/202**

(58) **Field of Classification Search**
CPC A45F 3/02; A45F 5/00; A45F 2003/002;
A45F 3/14; A45C 13/30
USPC D3/11, 202, 209, 210, 212, 214, 215,
D3/218, 220, 222, 225, 226, 227, 230, 252,
D3/303, 315, 318; 150/100, 103-110, 111,
150/112, 114, 117, 118, 119, 127, 130;
224/175, 578, 610; D7/622; D8/373
See application file for complete search history.

(56) **References Cited**

U.S. PATENT DOCUMENTS

1,808,375	A *	6/1931	Plooster	383/8
2,563,594	A *	8/1951	Faulkinbury	24/3.4
D217,828	S *	6/1970	Hilliard	D7/622
D309,072	S *	7/1990	Golkar	D7/622
D311,679	S *	10/1990	Morris	D8/373
D340,583	S *	10/1993	Kahn	D3/202
5,529,228	A *	6/1996	Biagi	224/148.5

D655,090	S *	3/2012	Puckett et al.	D3/327
D707,834	S *	6/2014	Hotchi et al.	D24/199
2012/0181310	A1 *	7/2012	McCarthy	224/148.1
2014/0021730	A1 *	1/2014	Miwa	294/27.1

* cited by examiner

Primary Examiner — Stella Reid

Assistant Examiner — Holly E Thurman

(74) *Attorney, Agent, or Firm* — Laurence A. Greenberg;
Werner H. Stemer; Ralph E. Locher

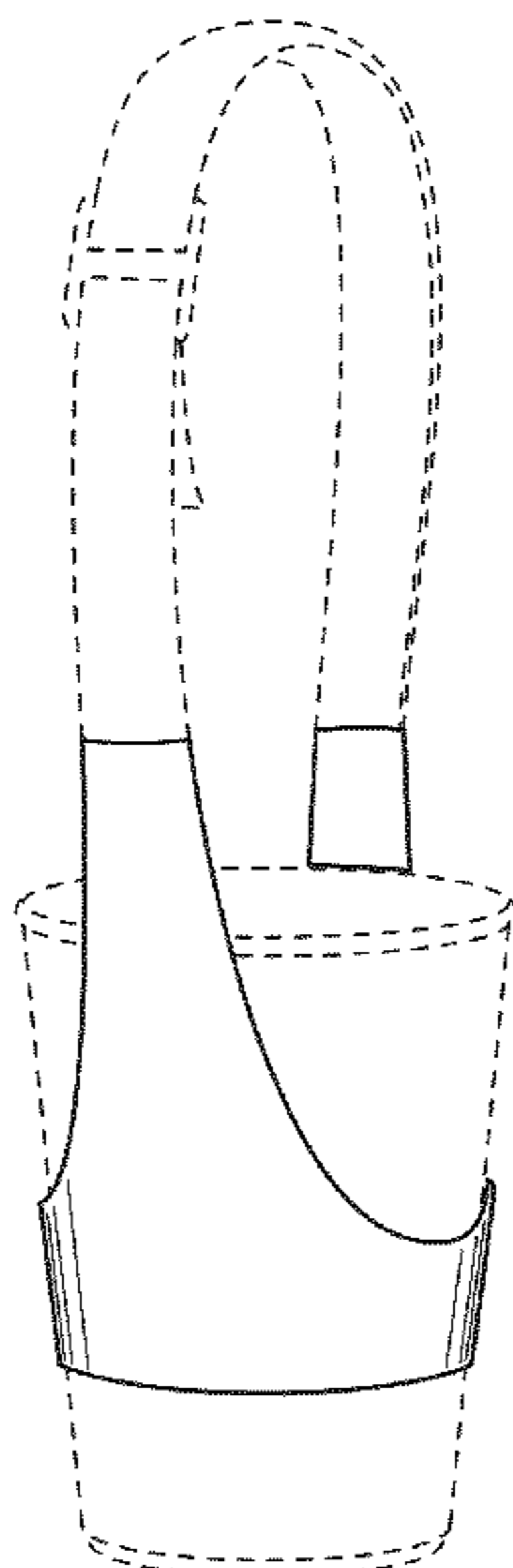
(57) **CLAIM**

The ornamental design for a container carrier, as shown and described.

DESCRIPTION

FIG. 1 is an elevational view of one side of the container carrier showing my new design, with the opposite side being a mirror image thereof;
FIG. 2 is an elevational view of the front of the container carrier, with the back being a mirror image thereof;
FIG. 3 is an enlarged perspective view thereof;
FIG. 4 is an alternate use configuration thereof, showing a shoulder hanging strap for the user demonstrating the flexible nature of the design; and,
FIG. 5 is another alternate use configuration thereof, showing a shoulder hanging strap for the user demonstrating the flexible nature of the design.
The broken lines shown in the figure drawings depicts unclaimed subject matter only and forms no part of the claimed design.

1 Claim, 2 Drawing Sheets



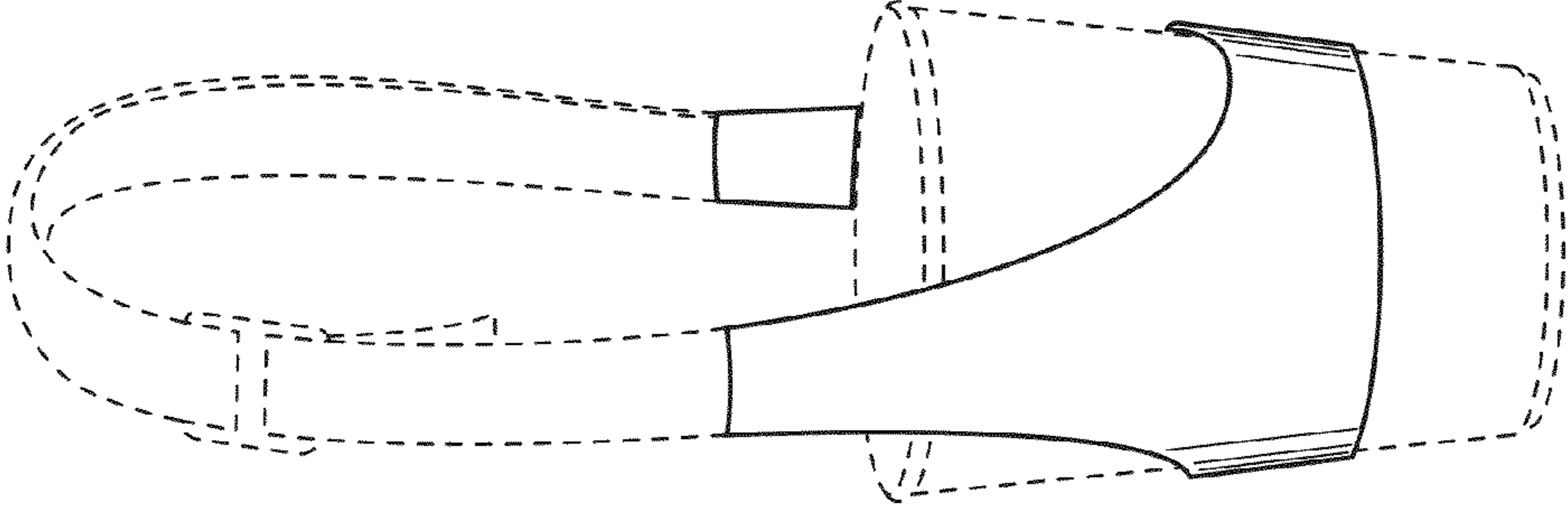


FIG. 3

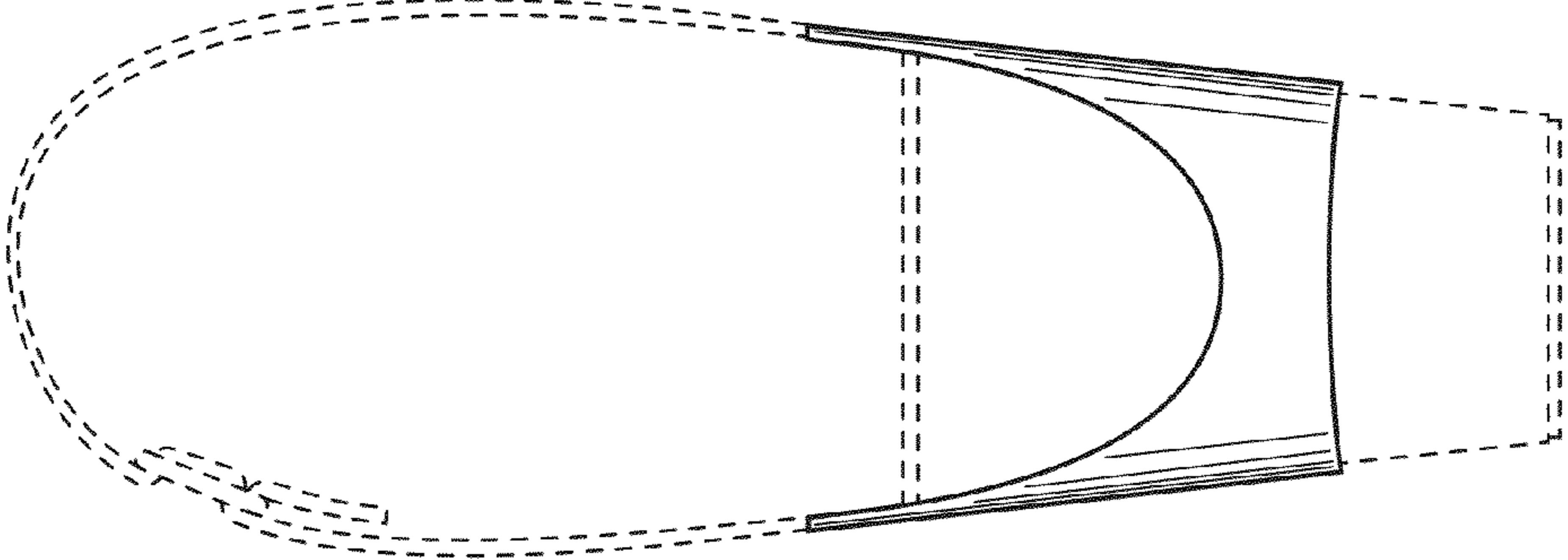


FIG. 2

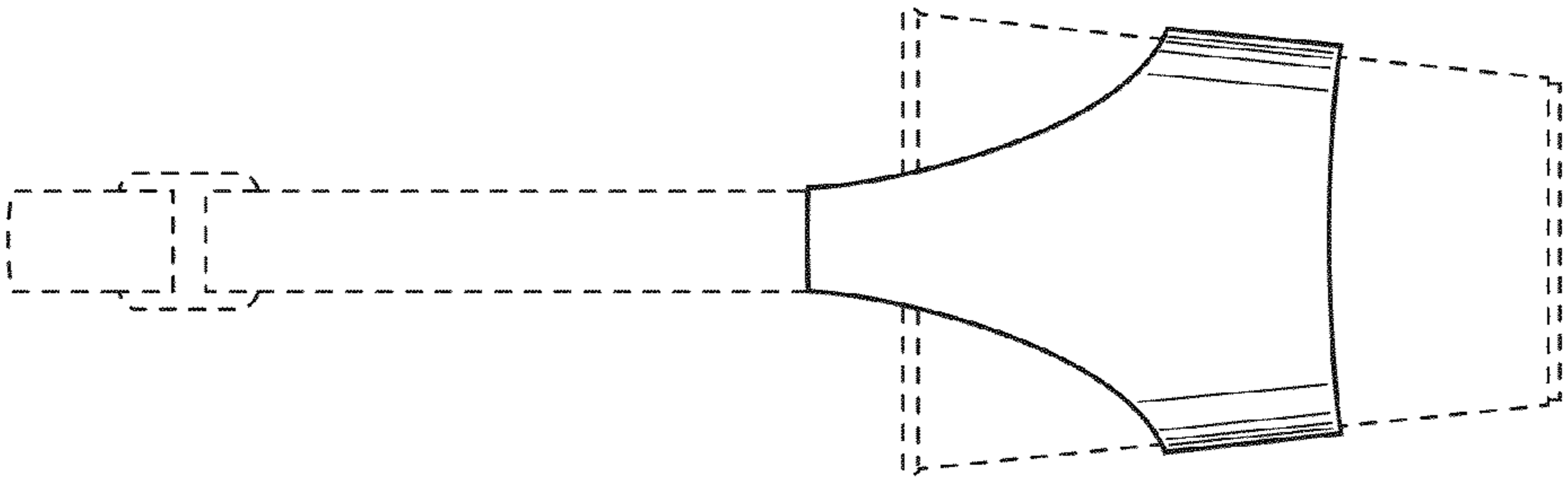


FIG. 1

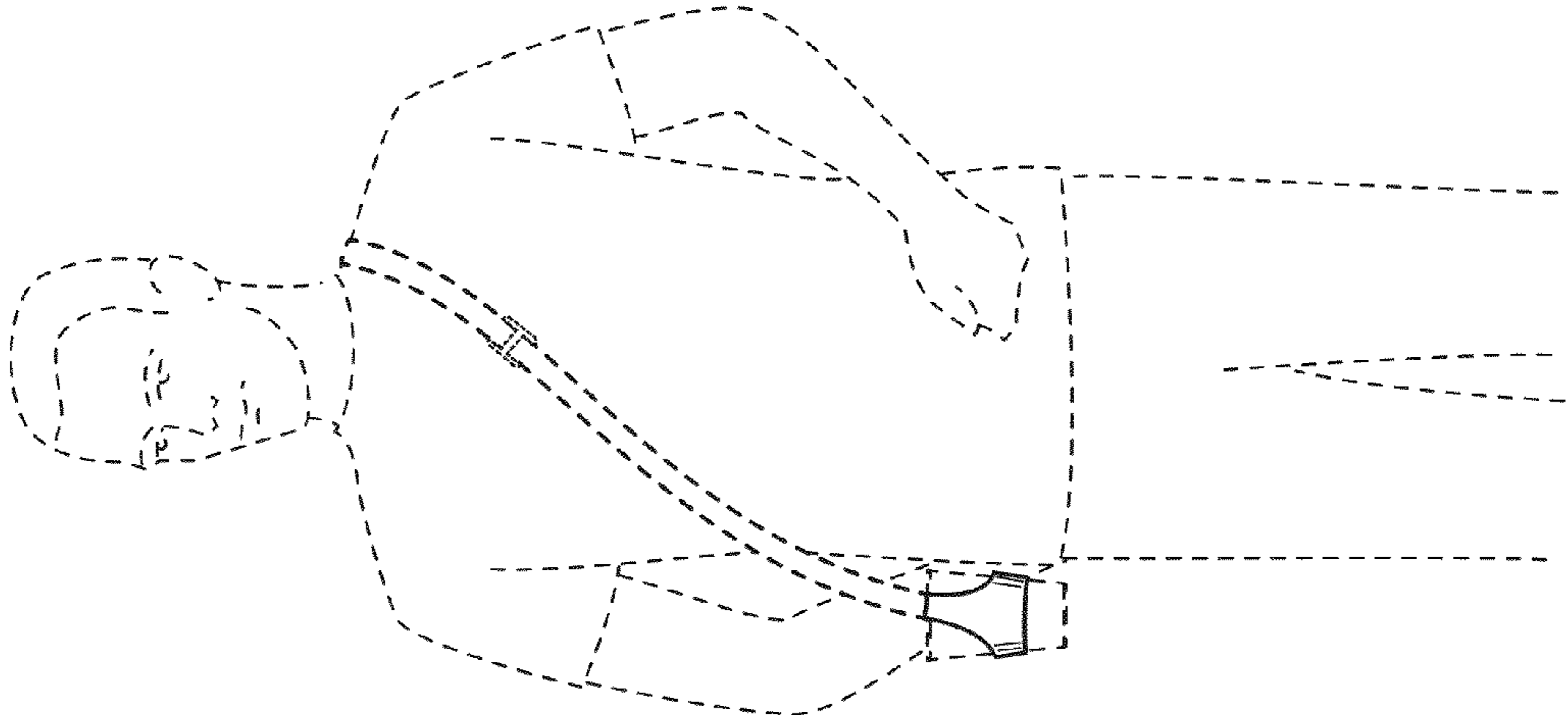


FIG. 5

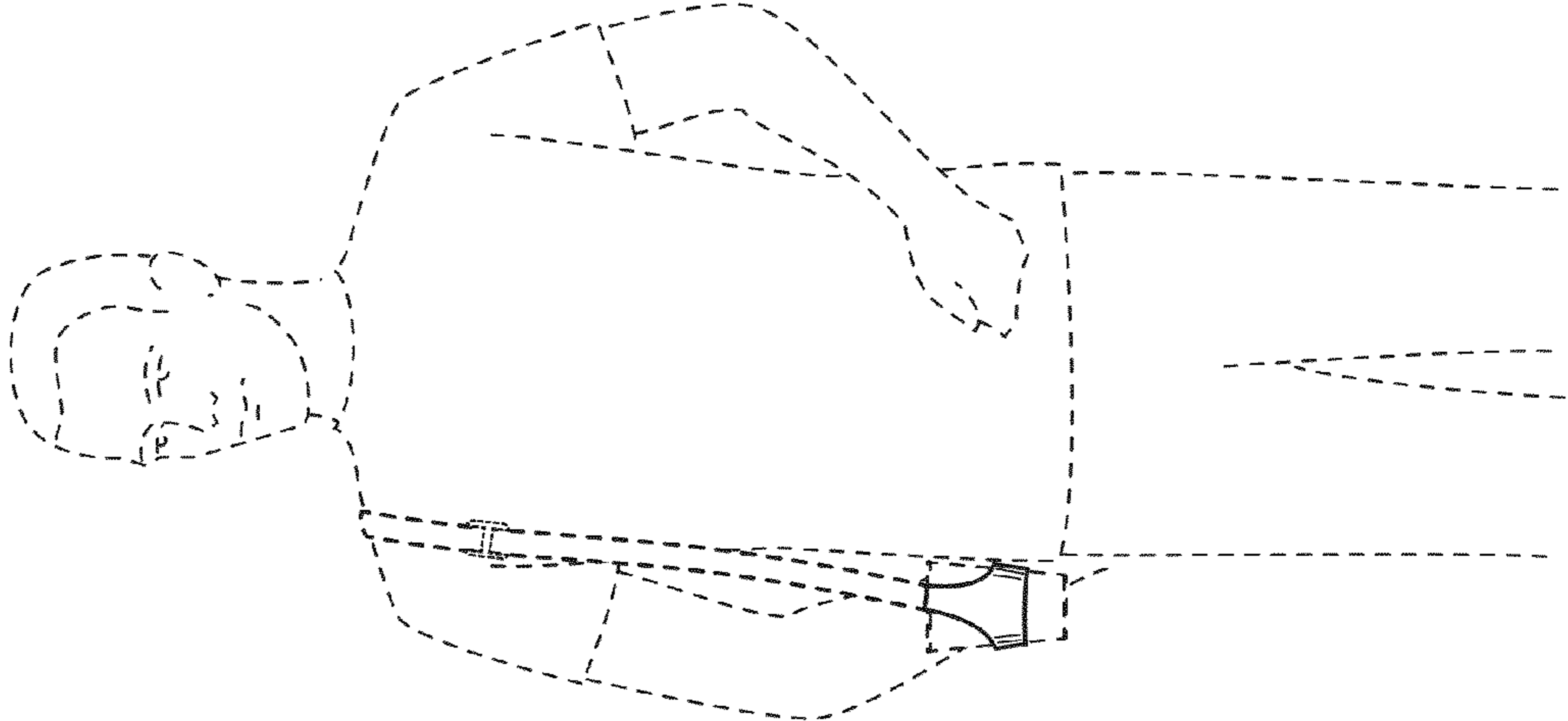


FIG. 4