



US00D714554S

(12) **United States Design Patent**
Brunner

(10) **Patent No.:** **US D714,554 S**

(45) **Date of Patent:** **** Oct. 7, 2014**

(54) **ORGANIZER**

(71) Applicant: **Keter Plastic Ltd., Herzelyia (IL)**

(72) Inventor: **Yaron Brunner, Timrat (IL)**

(73) Assignee: **Keter Plastic Ltd., Herzelyia (IL)**

(**) Term: **14 Years**

(21) Appl. No.: **29/473,957**

(22) Filed: **Nov. 27, 2013**

(51) **LOC (10) Cl.** **03-01**

(52) **U.S. Cl.**
USPC **D3/297**

(58) **Field of Classification Search**
USPC D3/297, 905; D6/553, 560; 220/500,
220/504, 507, 524; 312/107, 120, 244, 318
See application file for complete search history.

(56) **References Cited**

U.S. PATENT DOCUMENTS

3,000,684	A *	9/1961	Shelly	312/107
3,107,131	A *	10/1963	Lightburn	312/107
D204,506	S *	4/1966	Mellion	D3/297
3,743,372	A *	7/1973	Ruggerone	312/108
4,155,611	A *	5/1979	Brekke et al.	312/334.44
4,231,626	A *	11/1980	Amtmann et al.	312/350
4,494,804	A *	1/1985	O’Keeffe	312/211
4,501,456	A *	2/1985	Schafer	312/273
D277,816	S *	3/1985	Kleinert et al.	D6/446

4,616,890	A *	10/1986	Romick	312/265.1
4,634,193	A *	1/1987	Liu	312/107
D318,568	S *	7/1991	Håkansson	D3/283
5,069,342	A *	12/1991	Dickinson	206/372
D333,567	S *	3/1993	Dziewa	D6/436
D333,568	S *	3/1993	Dickinson	D3/286
D377,119	S *	1/1997	Huang	D3/315
D393,541	S *	4/1998	Calmeise	D3/297
2002/0165641	A1 *	11/2002	Manalang et al.	700/237
2009/0255936	A1 *	10/2009	Rabbit	220/507

* cited by examiner

Primary Examiner — Deanna L Pratt

Assistant Examiner — Lilyana Bekic

(74) *Attorney, Agent, or Firm* — Vorys, Sater, Seymour and Pease LLP; Susanne M. Hopkins; William L. Klima

(57) **CLAIM**


The ornamental design for an organizer, as shown and described.

DESCRIPTION

FIG. 1 is a front and left-side perspective view of an organizer, FIG. 2 is a front and left-side perspective view thereof, with one drawer opened,

FIG. 3 is a front elevational view thereof, FIG. 4 is a rear elevational view thereof, FIG. 5 is a right-side elevational view thereof, FIG. 6 is a left-side elevational view thereof, FIG. 7 is a top planar view thereof; and, FIG. 8 is a bottom planar view thereof.

1 Claim, 8 Drawing Sheets






Fig. 1




Fig. 2




Fig. 3

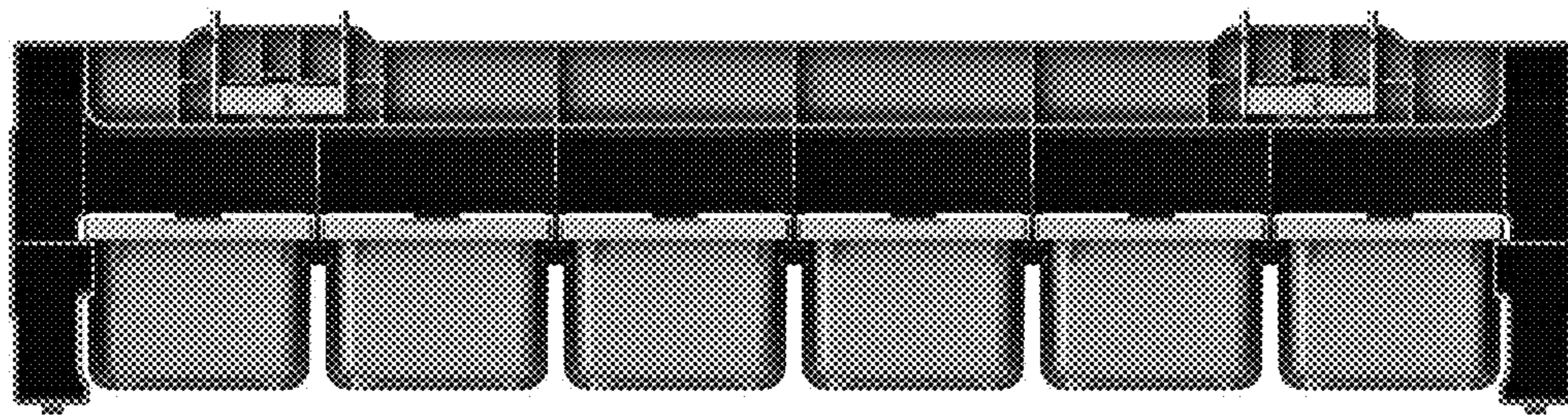


Fig. 4




Fig. 5



Fig. 6




Fig. 7




Fig. 8