



US00D714547S

(12) **United States Design Patent**  
**Enes**

(10) **Patent No.:** **US D714,547 S**

(45) **Date of Patent:** **\*\* Oct. 7, 2014**

(54) **TRAVEL CASE**

(71) Applicant: **Eric W. Reimers**, Missoula, MT (US)

(72) Inventor: **Seth McKindra Enes**, Missoula, MT (US)

(73) Assignee: **Eric W. Reimers**, Missoula, MT (US)

(\*\*) Term: **14 Years**

(21) Appl. No.: **29/477,155**

(22) Filed: **Dec. 19, 2013**

(51) **LOC (10) Cl.** ..... **03-01**

(52) **U.S. Cl.**  
USPC ..... **D3/261**

(58) **Field of Classification Search**  
USPC ..... D3/261, 216, 221, 904, 315, 254, 255;  
206/315.2-315.8; 224/328, 917;  
280/814; D12/413

See application file for complete search history.

(56) **References Cited**

**U.S. PATENT DOCUMENTS**

D319,346 S *	8/1991	Jessen	.....	D3/255
D339,227 S *	9/1993	Fritze et al.	.....	D3/255
D342,049 S *	12/1993	Harrison	.....	D12/413
5,285,942 A *	2/1994	Wills	.....	224/328
5,415,333 A *	5/1995	Wills	.....	224/328
D362,545 S *	9/1995	Vincent	.....	D3/261
D367,168 S *	2/1996	Vincent	.....	D3/261
D367,169 S *	2/1996	Vincent	.....	D3/261
D370,997 S	6/1996	Hsieh		
5,568,848 A	10/1996	Liang		
D379,016 S	4/1997	Wilson		
D389,643 S *	1/1998	Stratton	.....	D3/254
D394,950 S *	6/1998	Kite	.....	D3/255

5,799,848 A *	9/1998	Wills	.....	224/328
D438,011 S	2/2001	Shick		
6,182,981 B1	2/2001	Kuo		
D473,181 S *	4/2003	Schappach	.....	D12/413
D474,337 S *	5/2003	Boardman et al.	.....	D3/255
D487,543 S	3/2004	Chang		
D497,480 S	10/2004	Drew et al.		
6,869,086 B2	3/2005	Sadow		
D511,043 S	11/2005	Herold		
7,014,020 B2	3/2006	Tamura		
7,188,714 B1	3/2007	Herold		
7,219,902 B1	5/2007	Herold		
D570,601 S	6/2008	Drew et al.		
D587,903 S	3/2009	Sherrell et al.		
D587,904 S	3/2009	Sherrell et al.		
2004/0216970 A1	11/2004	Sherrell et al.		
2006/0237108 A1	10/2006	Herold		

\* cited by examiner

*Primary Examiner* — Deanna L Pratt

*Assistant Examiner* — Lilyana Bekic

(74) *Attorney, Agent, or Firm* — David J. Dawsey; Michael J. Gallagher; Gallagher & Dawsey Co., LPA

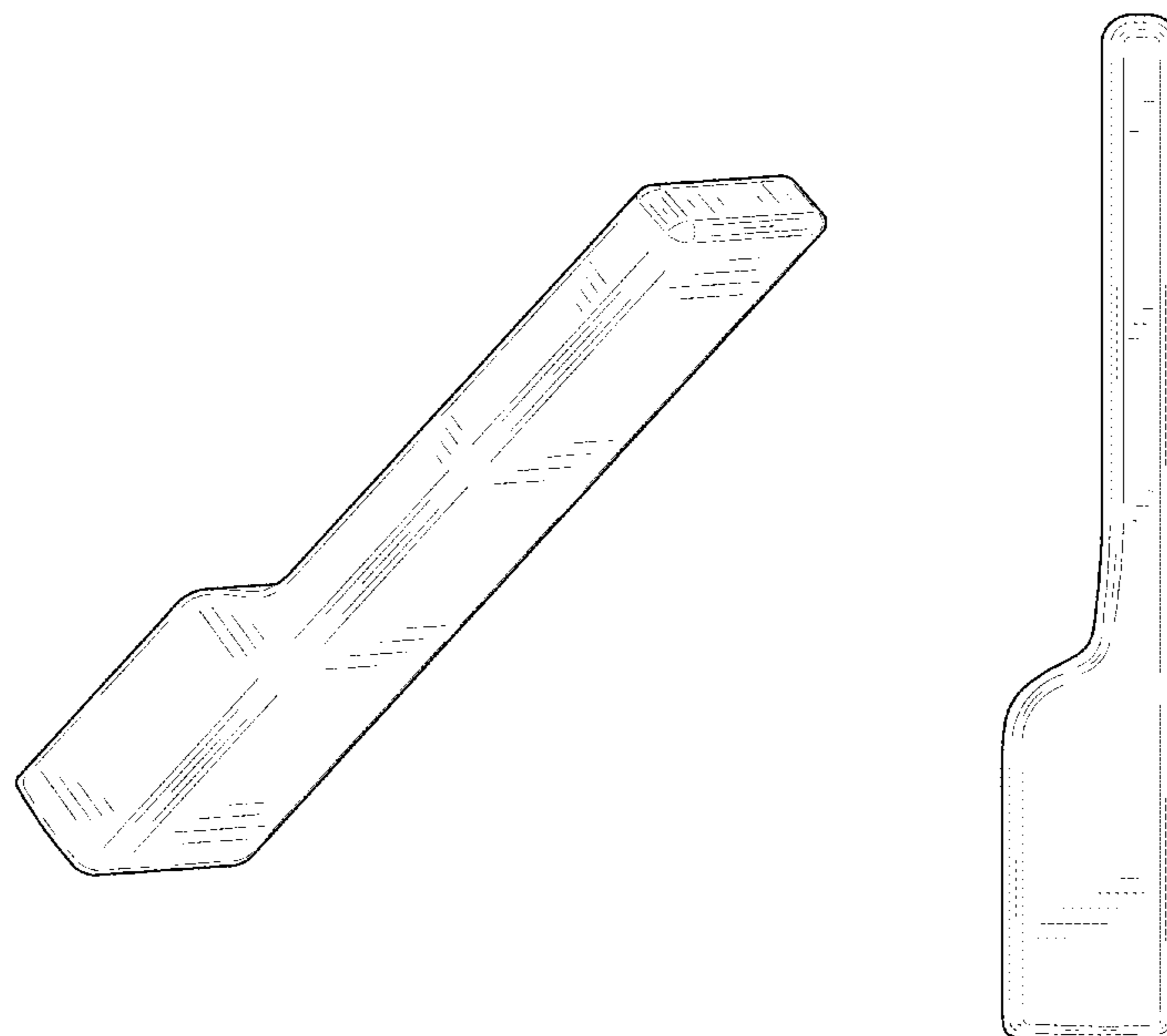
(57) **CLAIM**

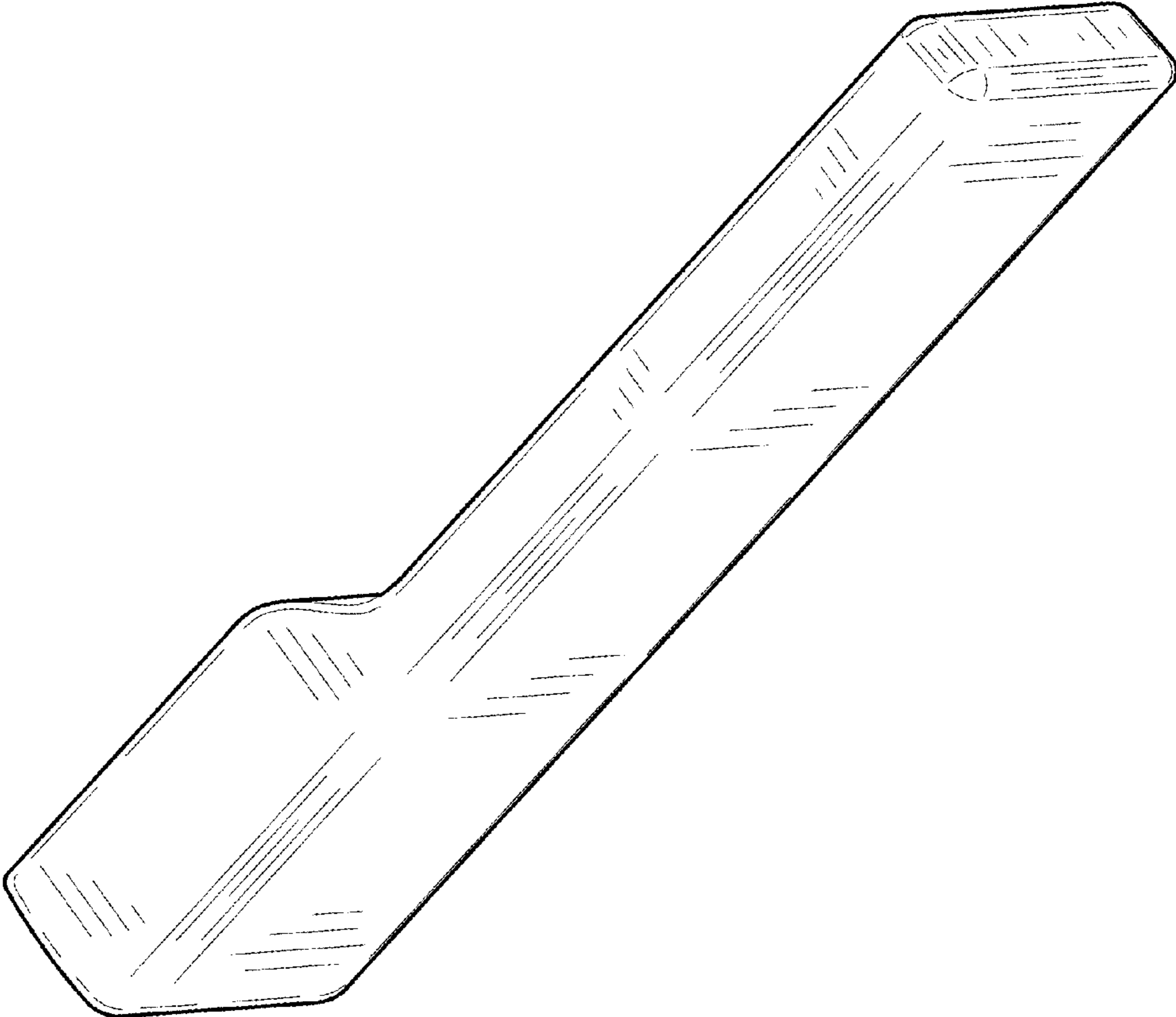
I claim the ornamental design for a travel case, as shown and described.

**DESCRIPTION**


FIG. 1 is an isometric view of a travel case showing the new design;  
FIG. 2 is a top plan view thereof;  
FIG. 3 is a bottom plan view thereof;  
FIG. 4 is a left side elevation view thereof;  
FIG. 5 is a right side elevation view thereof;  
FIG. 6 is a front elevation view thereof; and,  
FIG. 7 is a rear elevation view thereof.

**1 Claim, 4 Drawing Sheets**

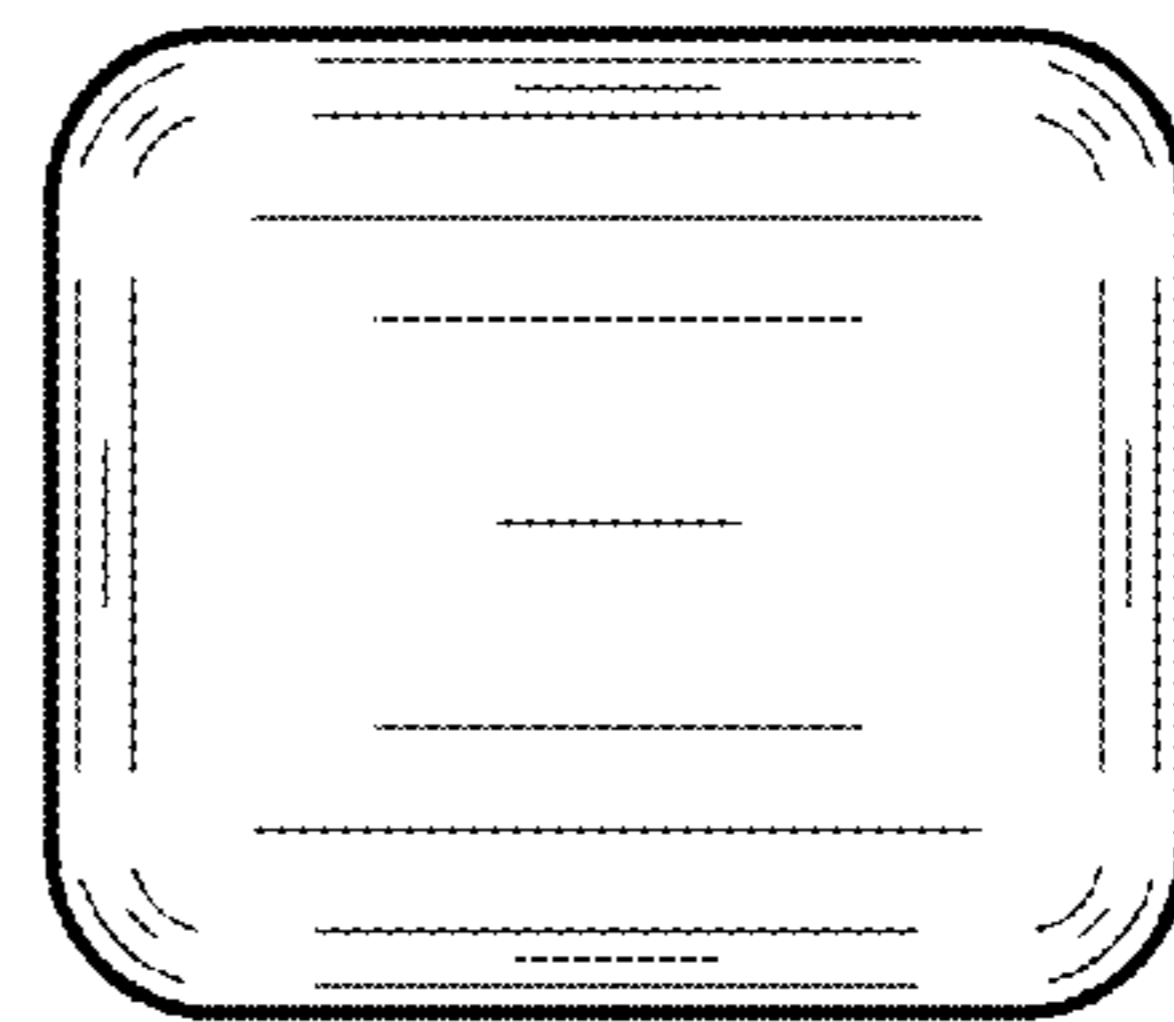




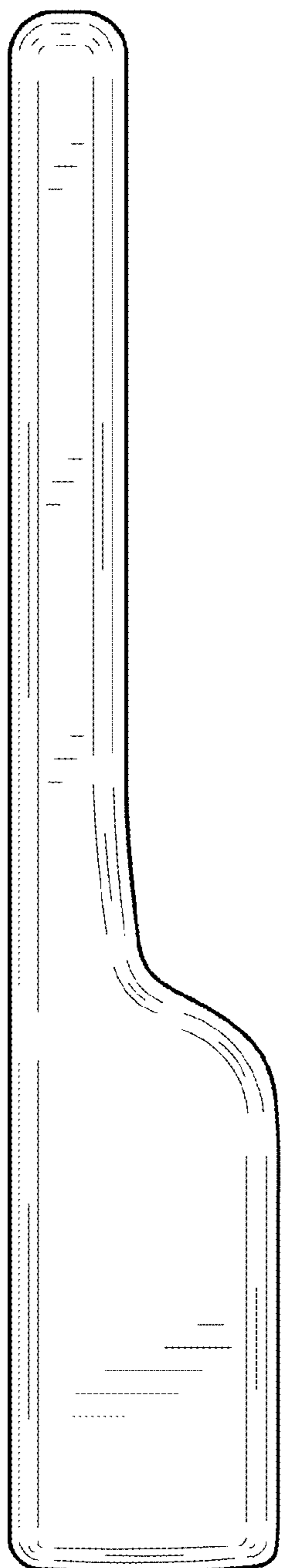
*Fig. 1*



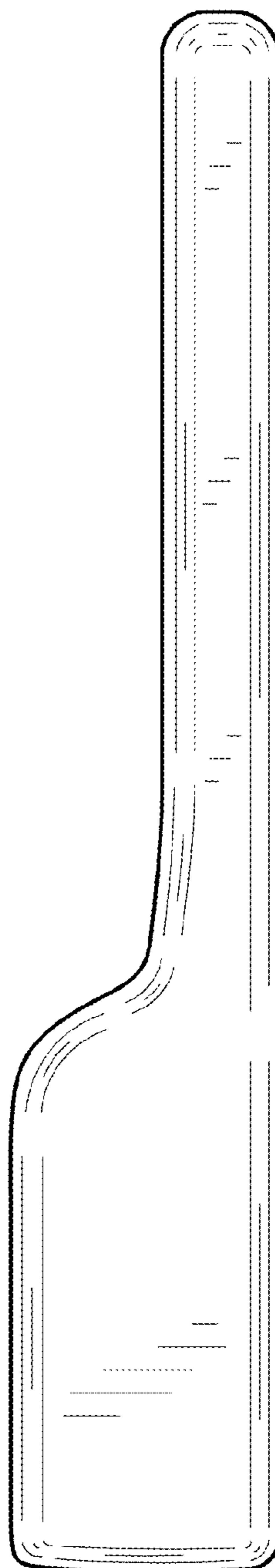
*Fig. 2*




*Fig. 3*




*Fig. 4*



*Fig. 5*



*Fig. 6*



*Fig. 7*