



US00D714535S

(12) **United States Design Patent**  
**Dombrow**

(10) **Patent No.:** **US D714,535 S**  
(45) **Date of Patent:** **\*\* Oct. 7, 2014**

(54) **SHOE UPPER**

(75) Inventor: **David Dombrow**, Baltimore, MD (US)

(73) Assignee: **Under Armour, Inc.**, Baltimore, MD (US)

(\*\*) Term: **14 Years**

(21) Appl. No.: **29/424,754**

(22) Filed: **Jun. 15, 2012**

(51) **LOC (10) Cl.** ..... **02-99**

(52) **U.S. Cl.**  
USPC ..... **D2/972**

(58) **Field of Classification Search**  
USPC ..... D2/902, 906–908, 944, 969, 972–974,  
D2/978; 36/45, 50.1, 77 M, 77 R, 83, 88,  
36/113, 114, 126–131  
See application file for complete search history.

(56) **References Cited**

**U.S. PATENT DOCUMENTS**

D302,898 S \* 8/1989 Greenberg ..... D2/969  
D448,148 S \* 9/2001 Matis et al. .... D2/969  
D553,843 S \* 10/2007 Chang ..... D2/972

D565,283 S \* 4/2008 Smith et al. .... D2/907  
D572,889 S \* 7/2008 Alfaro ..... D2/969  
D574,587 S \* 8/2008 McDowell ..... D2/969  
D693,106 S \* 11/2013 James ..... D2/972

\* cited by examiner

*Primary Examiner* — Dominic Simone

(57) **CLAIM**

The ornamental design for a shoe upper, as shown and described.

**DESCRIPTION**

FIG. 1 is a perspective view of a shoe upper according to the present invention;  
FIG. 2 is a top view of the shoe upper of FIG. 1;  
FIG. 3 is a bottom view of the shoe upper of FIG. 1;  
FIG. 4 is a right side view of the shoe upper of FIG. 1;  
FIG. 5 is a left side view of the shoe upper of FIG. 1;  
FIG. 6 is a front view of the shoe upper of FIG. 1; and,  
FIG. 7 is a rear view of the shoe upper of FIG. 1.  
The broken lines in the figures merely illustrate the environment for the shoe upper of the present design and therefore form no part of the claimed design.

**1 Claim, 7 Drawing Sheets**





FIG. 1

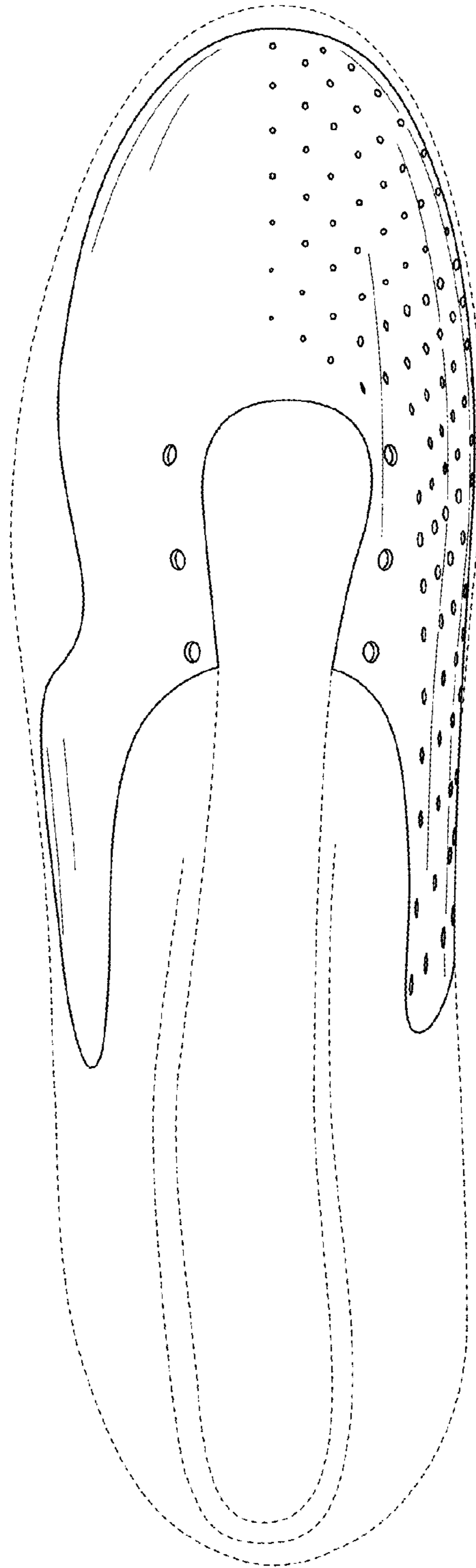
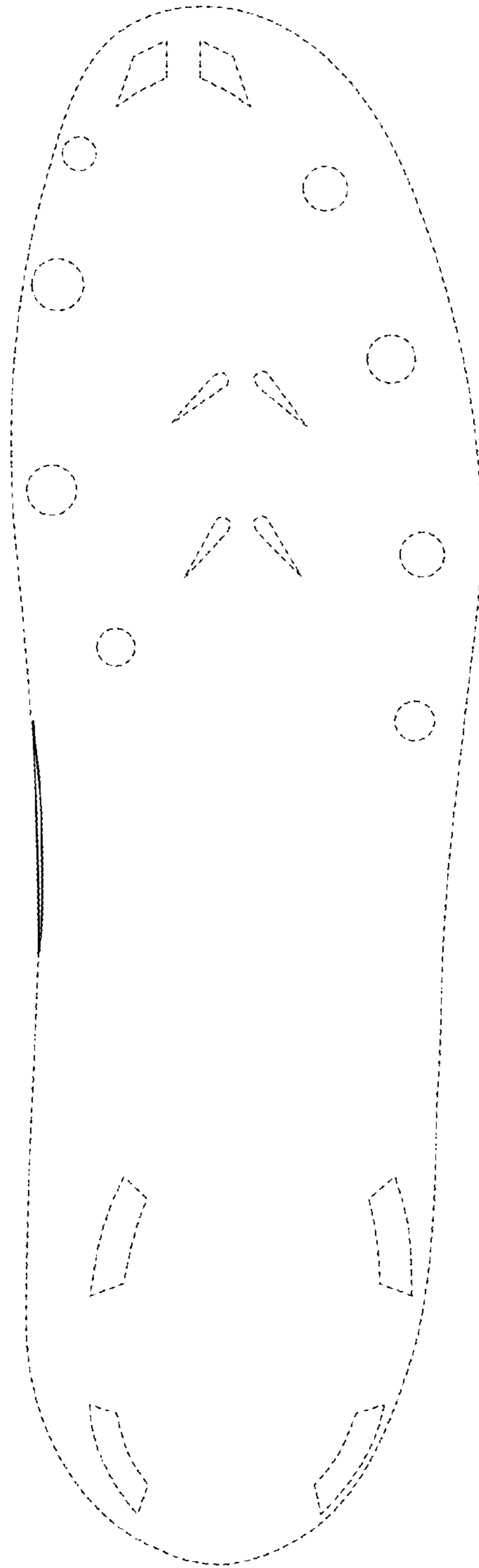


FIG. 2



**FIG. 3**



FIG. 4

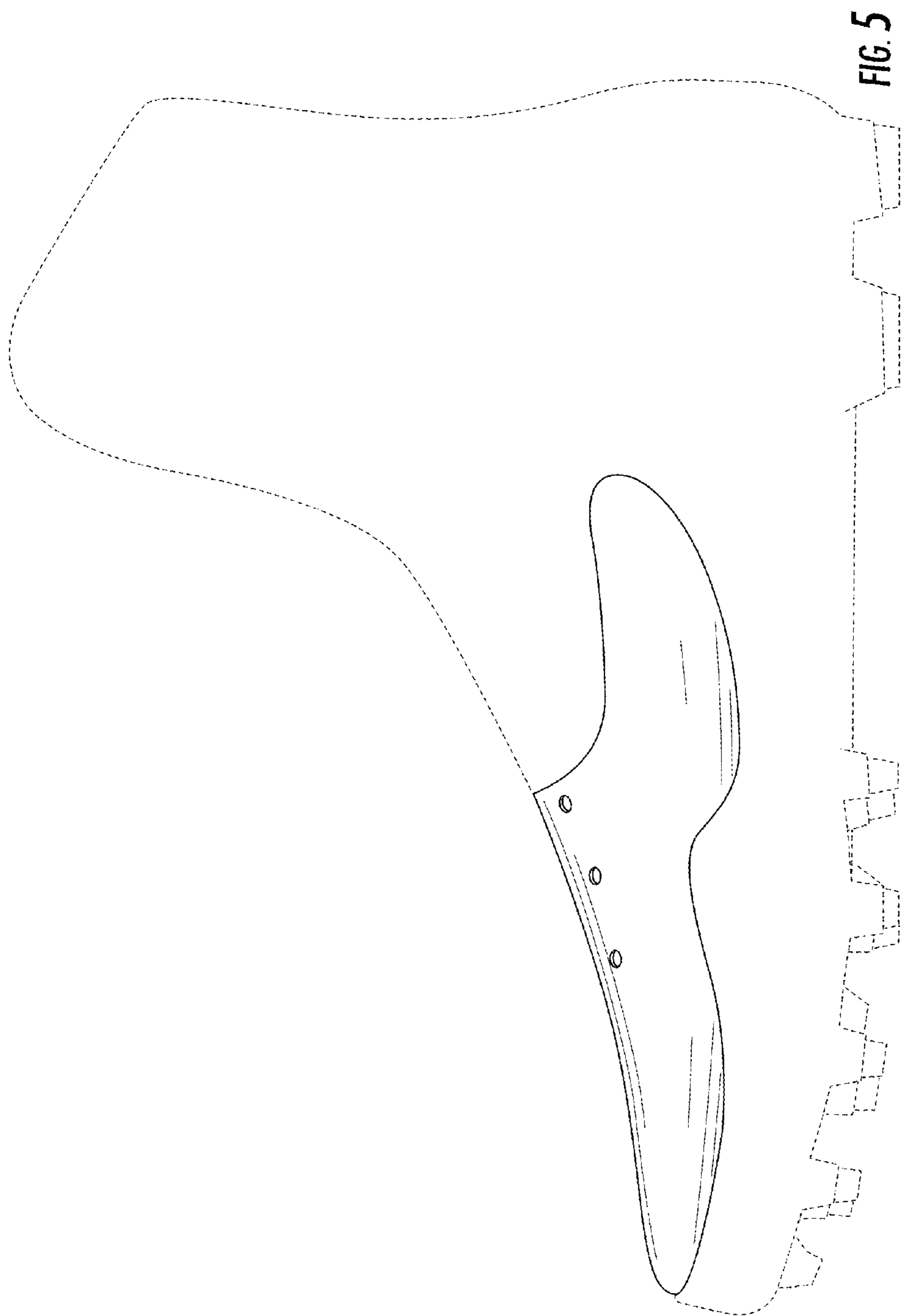
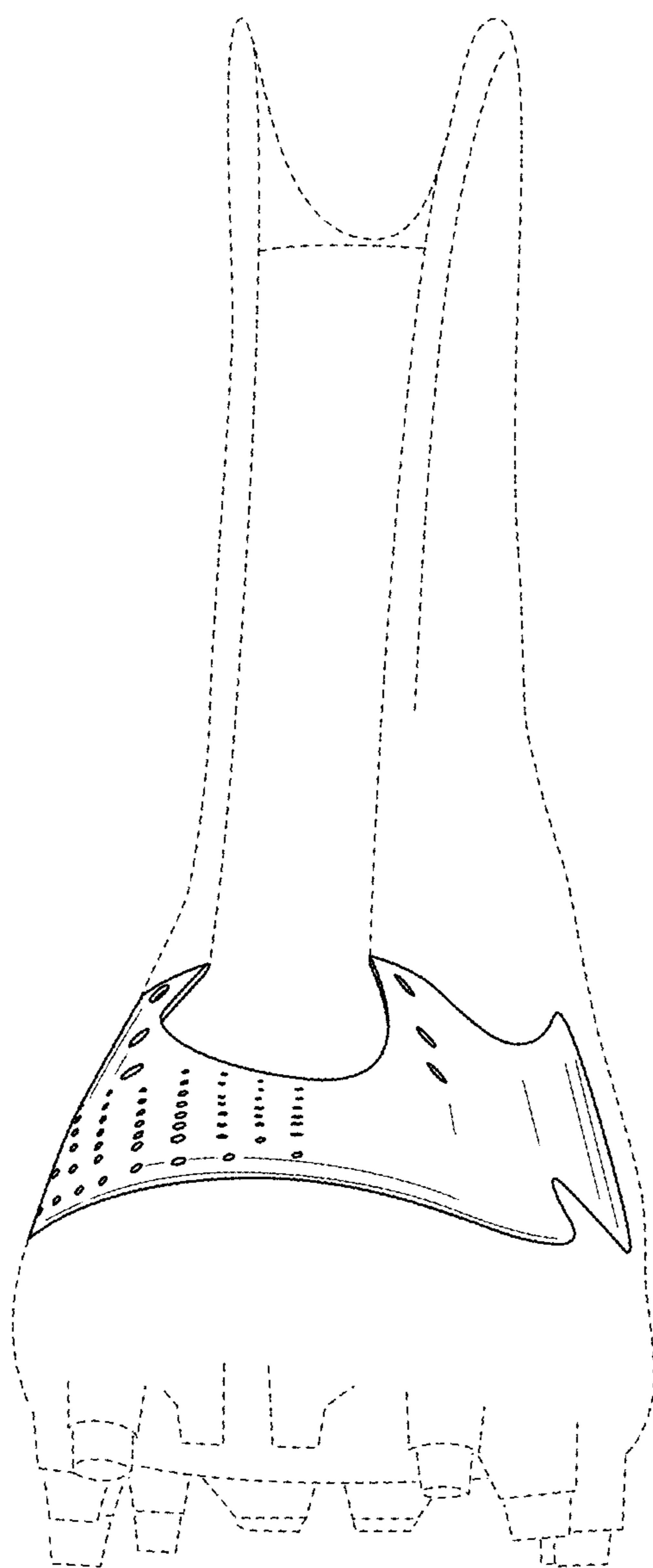



FIG. 5



**FIG. 6**



**FIG. 7**