



US00D714517S

(12) **United States Design Patent**
Rogers et al.

(10) **Patent No.:** **US D714,517 S**

(45) **Date of Patent:** **** Oct. 7, 2014**

(54) **ROOT VEGETABLE PRODUCT**

(71) Applicant: **McCain Foods Limited,**
Florenceville-Bristol (CA)

(72) Inventors: **David M. Rogers,** Woodstock (CA);
John Aikens, New Maryland (CA)

(73) Assignee: **McCain Foods Limited,**
Florenceville-Bristol (CA)

(**) Term: **14 Years**

(21) Appl. No.: **29/469,544**

(22) Filed: **Oct. 11, 2013**

(51) **LOC (10) Cl.** **01-01**

(52) **U.S. Cl.**
USPC **D1/125**

(58) **Field of Classification Search**
CPC A21D 13/0029; A21D 13/0074; A21D
13/0022; A21D 13/0006; A23L 1/1641;
A23L 1/005
USPC D1/100-130, 199; 426/5, 76, 87, 92,
426/94, 95, 99, 101, 103, 104, 108,
426/138-139, 143, 144, 279, 282, 283, 391,
426/514, 549, 559, 560, 660, 808;
D21/386, 803; D25/138; D7/359;
D6/597, 601; 119/710

See application file for complete search history.

(56) **References Cited**

U.S. PATENT DOCUMENTS

D29,311 S * 9/1898 Murray D18/56
2,874,048 A * 2/1959 Walldov 426/1
D198,619 S * 7/1964 Heintz D1/199

3,215,094 A * 11/1965 Oldershaw et al. 426/512
3,332,781 A * 7/1967 Benson et al. 426/446
3,441,001 A * 4/1969 Fisher 119/709
D272,009 S * 1/1984 Zonnenberg D1/199
4,508,739 A * 4/1985 Ryan 426/144
4,650,684 A * 3/1987 Penrose 426/144
D453,977 S * 2/2002 Park et al. D30/160
D490,589 S * 6/2004 Bortone D1/125
D496,142 S * 9/2004 Jimenez et al. D1/125
D563,468 S * 3/2008 Mattson et al. D8/318
D595,926 S * 7/2009 Madsen et al. D1/106
D676,216 S * 2/2013 Peterson et al. D1/128
D678,966 S * 3/2013 Tanaka D21/753
D695,062 S * 12/2013 Schreiber-Pethan et al. .. D7/394

* cited by examiner

Primary Examiner — Deanna L Pratt

Assistant Examiner — Katie Mroczka

(74) *Attorney, Agent, or Firm* — Bereskin & Parr
LLP/S.E.N.C.R.L., s.r.l.

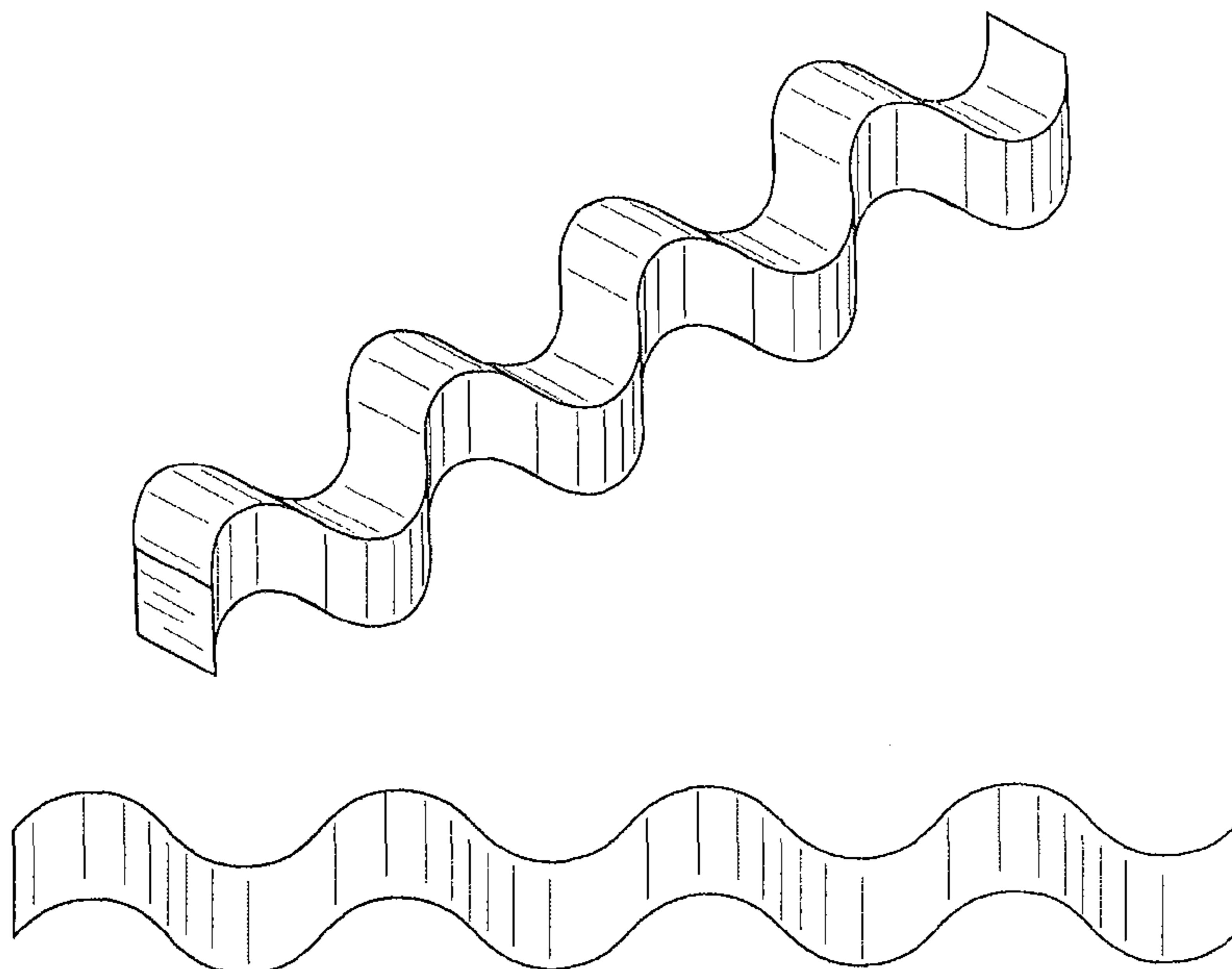
(57) **CLAIM**

We claim the ornamental design for a root vegetable product,
as shown and described.

DESCRIPTION

FIG. 1 is a front perspective view of a root vegetable product
showing our new design;
FIG. 2 is a left side view thereof;
FIG. 3 is front view thereof;
FIG. 4 a right side view thereof;
FIG. 5 is rear view thereof;
FIG. 6 is a top plan view thereof; and,
FIG. 7 is a bottom view thereof.

1 Claim, 1 Drawing Sheet



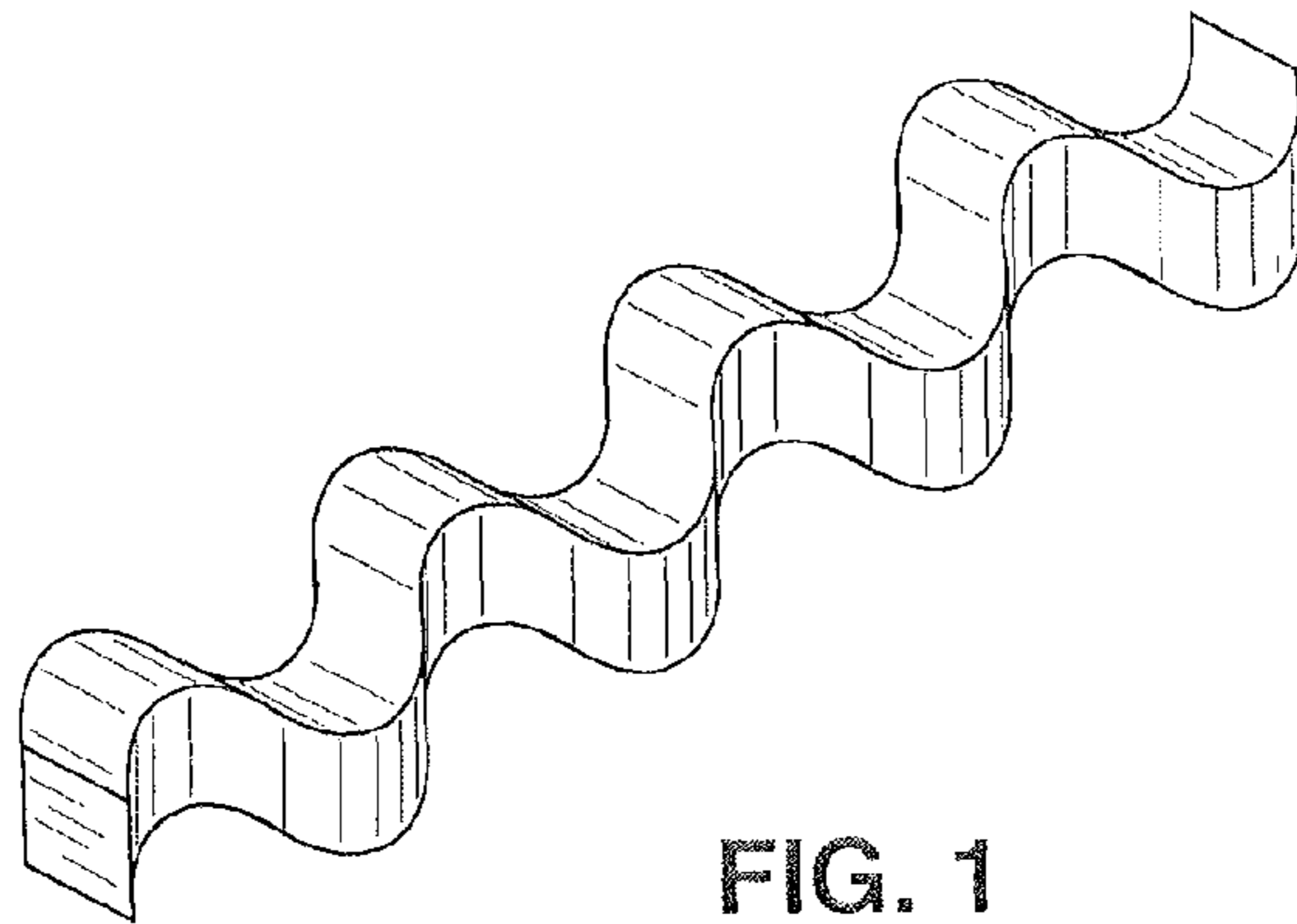


FIG. 1

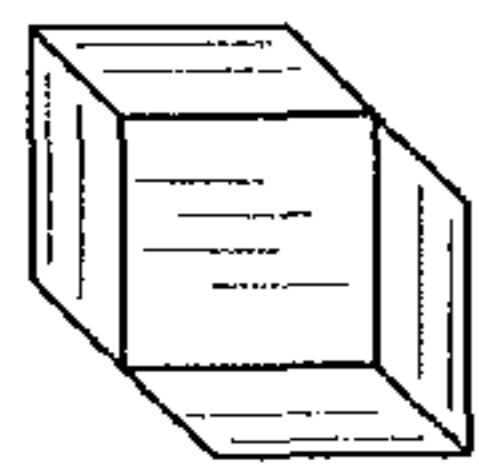


FIG. 2

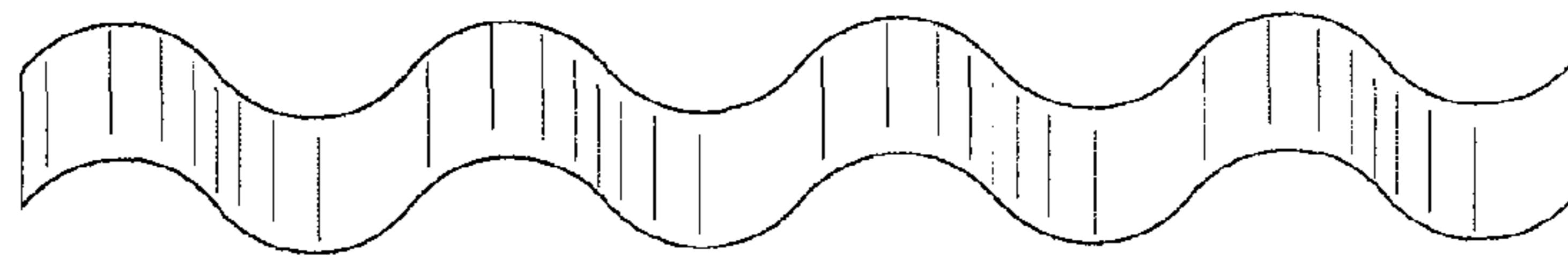


FIG. 3

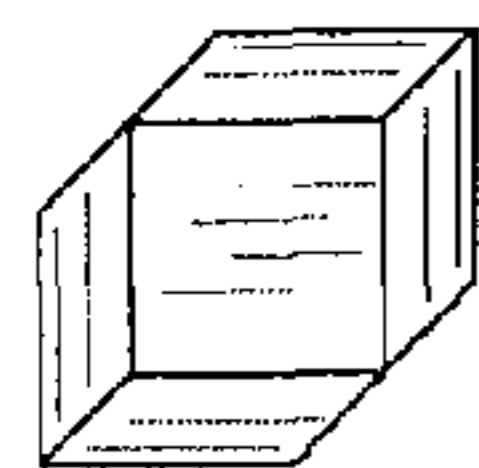


FIG. 4

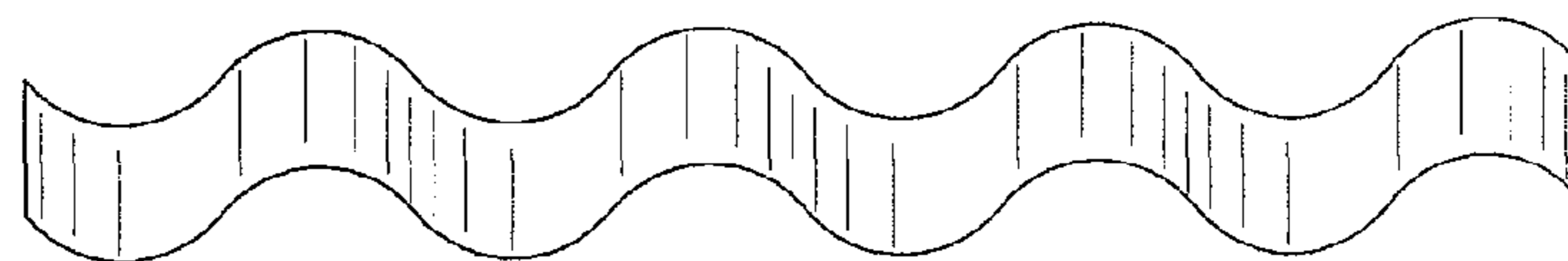


FIG. 5

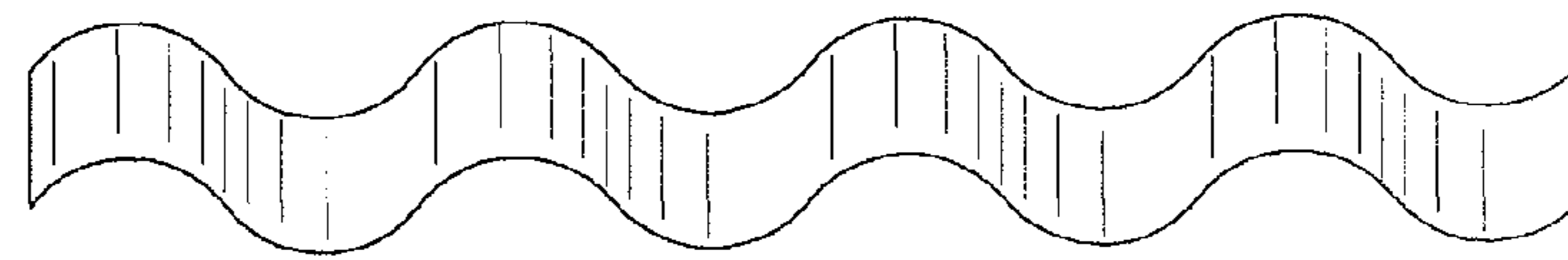


FIG. 6

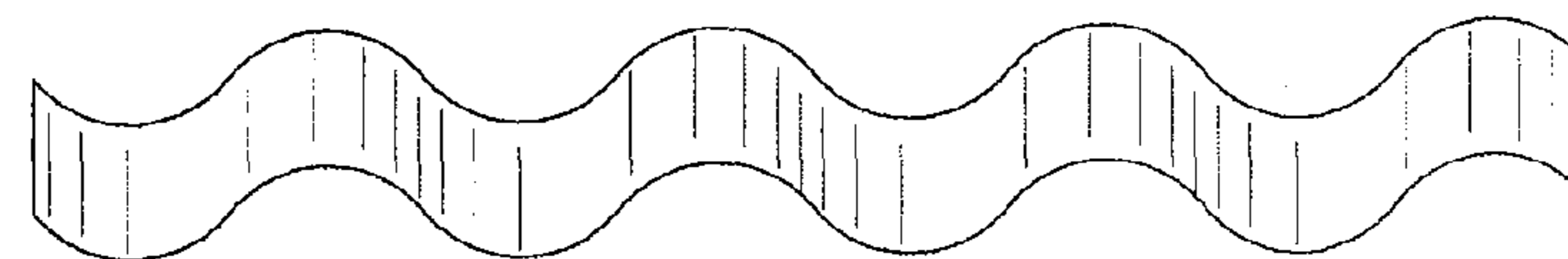


FIG. 7