



US00D714507S

(12) **United States Design Patent**
Yamada

(10) **Patent No.:** **US D714,507 S**

(45) **Date of Patent:** **** Sep. 30, 2014**

(54) **CLEANING SHEET**

D657,513 S * 4/2012 Wildeman D32/40
D685,544 S * 7/2013 Clarke D32/40
D694,972 S * 12/2013 Yamada D32/40

(71) Applicant: **Kikuo Yamada**, Tokyo (JP)

* cited by examiner

(72) Inventor: **Kikuo Yamada**, Tokyo (JP)

Primary Examiner — Robin V Webster

(**) Term: **14 Years**

(74) *Attorney, Agent, or Firm* — Oliff PLC

(21) Appl. No.: **29/466,072**

(22) Filed: **Sep. 4, 2013**

(57) **CLAIM**

The ornamental design for a cleaning sheet, as shown and described.

(30) **Foreign Application Priority Data**

Mar. 13, 2013 (JP) 2013-005532

DESCRIPTION

(51) **LOC (10) CL.** **04-01**

FIG. 1 is a front view of a cleaning sheet showing my new design;

(52) **U.S. Cl.**
USPC **D32/40**

FIG. 2 is a rear view thereof;

(58) **Field of Classification Search**
USPC D32/40-46; 15/244.1-244.4, 229.7,
15/229.1, 118, 208, 209.1; D5/56, 60
See application file for complete search history.

FIG. 3 is a right side view thereof; a left side view is symmetrical to the right side view;

(56) **References Cited**

U.S. PATENT DOCUMENTS

3,169,264 A * 2/1965 Walker 15/118
3,514,802 A * 6/1970 Keech 15/118
D545,018 S * 6/2007 Caruso et al. D32/40
D627,941 S * 11/2010 Cocchioni D32/40
D640,025 S * 6/2011 Wildeman D32/40
D643,981 S * 8/2011 Wildeman D32/40
D657,512 S * 4/2012 Wildeman D32/40

FIG. 4 is a top plan view thereof; a bottom plan view is symmetrical to the top plan view;

FIG. 5 is a partially enlarged front view showing a portion defined by lines A-A' and lines B-B' in FIG. 1;

FIG. 6 is a sectional end view taken along line 6-6 in FIG. 5; and,

FIG. 7 is a sectional end view taken along line 7-7 in FIG. 5.

The broken lines show the environment of the claimed subject matter and form no part of the claimed design, and the dot-dash chain line indicates a boundary of the claimed subject matter and forms no part of the claimed design.

1 Claim, 7 Drawing Sheets

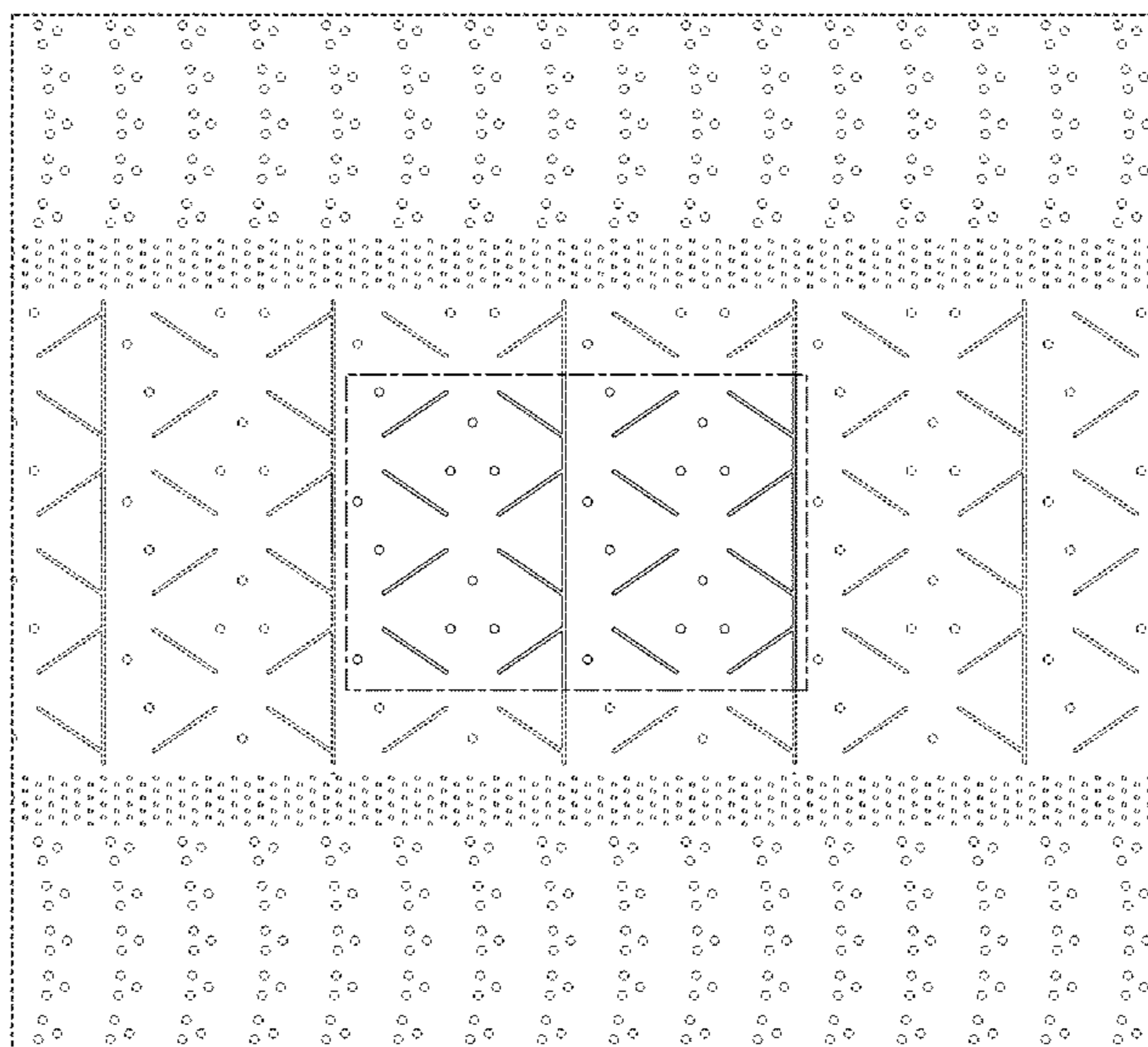


Fig. 1

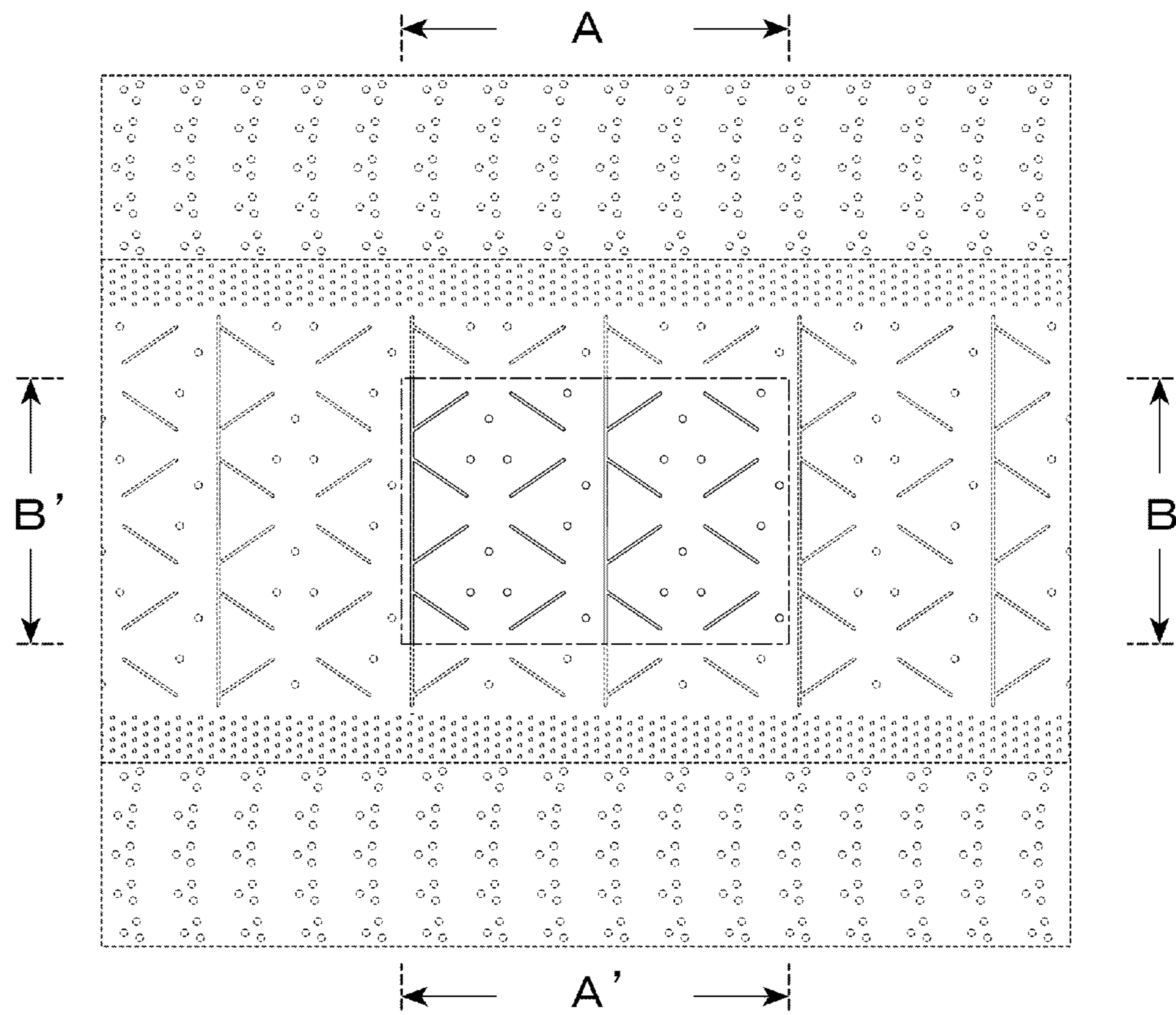


Fig. 2

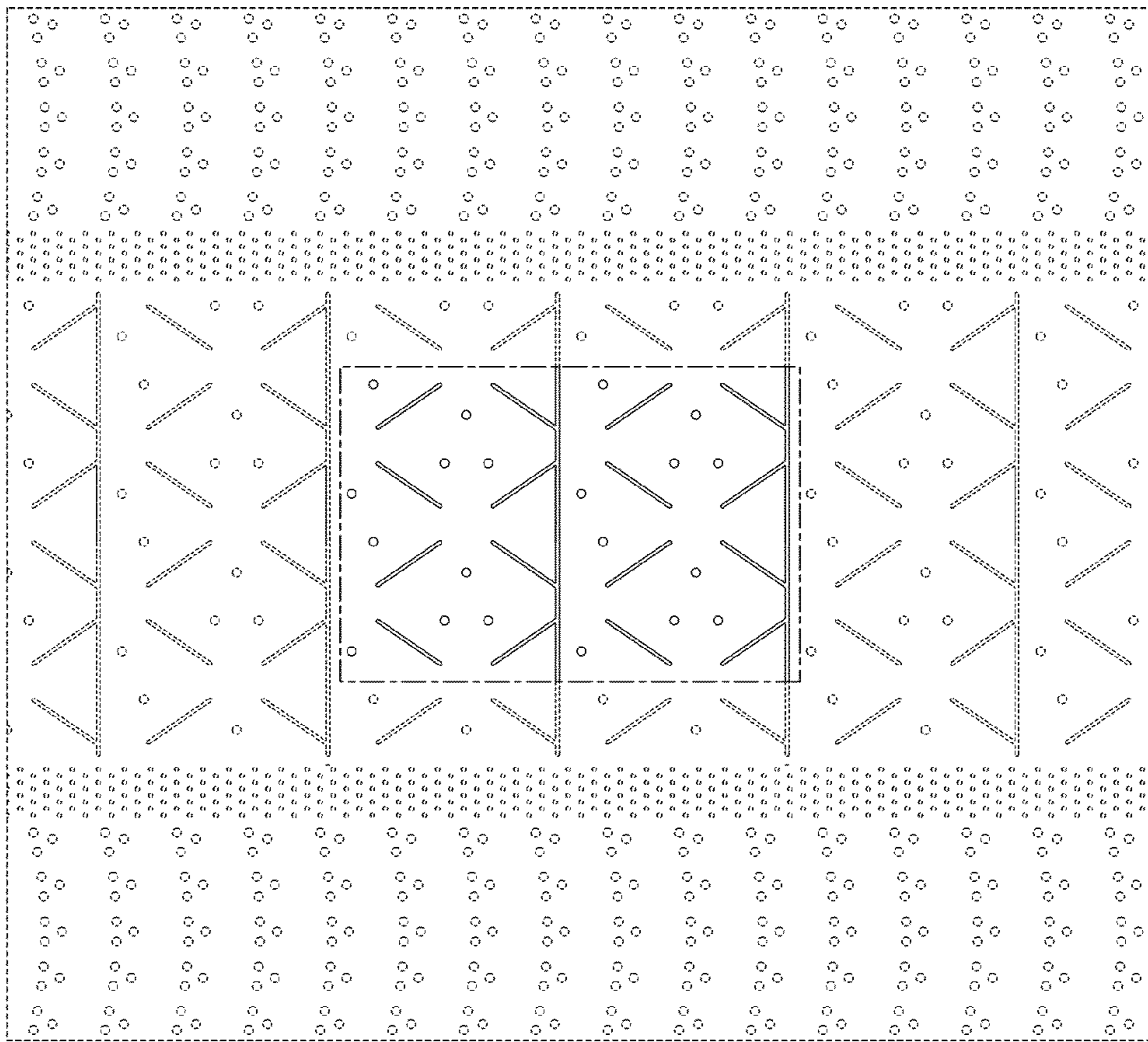


Fig. 3



Fig. 4

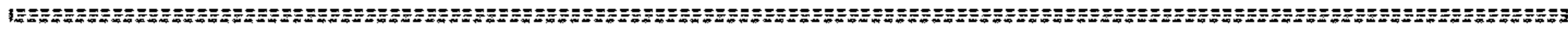


Fig. 5

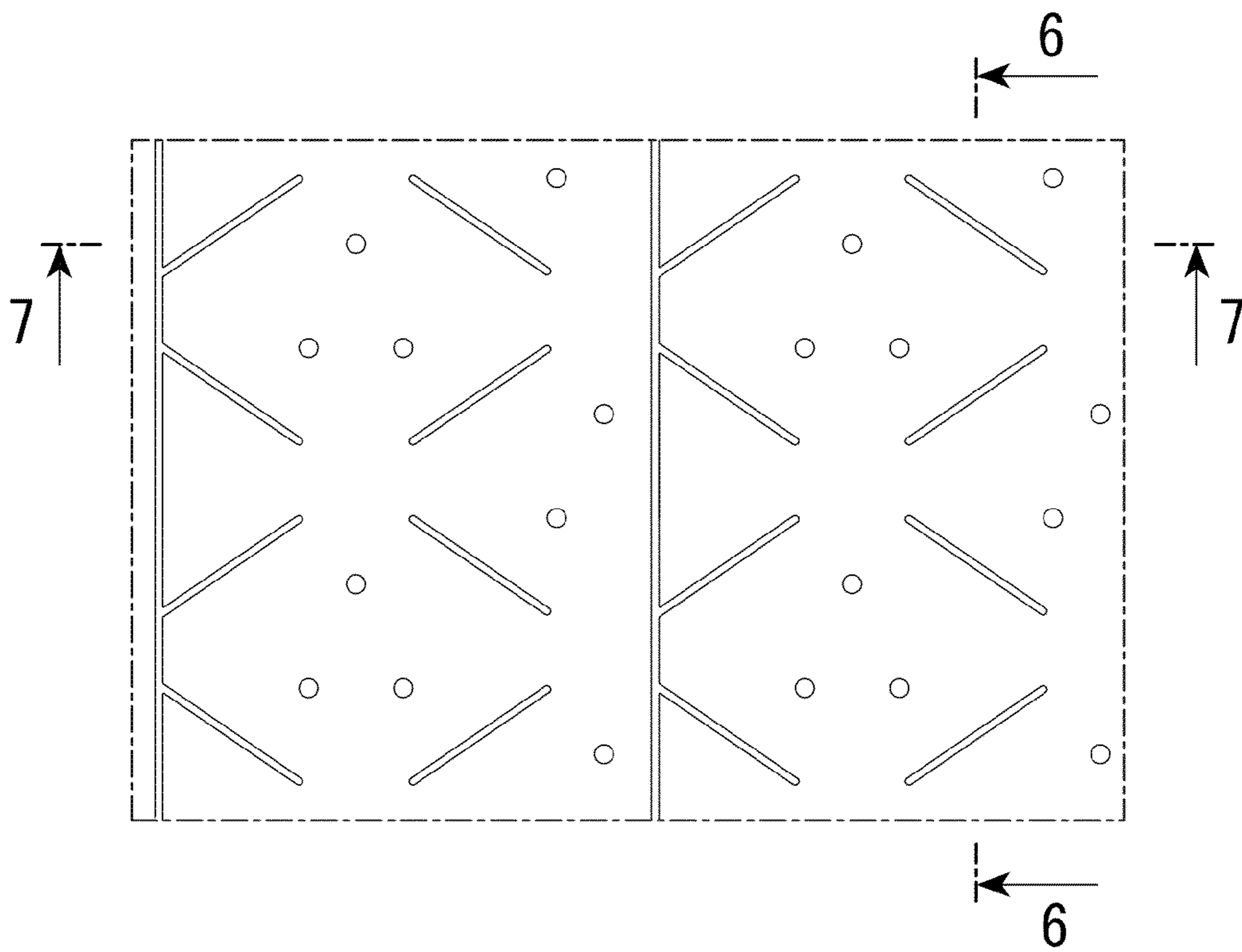


Fig. 6



Fig. 7

