



US00D714497S

(12) **United States Design Patent**  
**Cogswell**

(10) **Patent No.:** **US D714,497 S**

(45) **Date of Patent:** **\*\* Sep. 30, 2014**

(54) **PET TOY**

(76) **Inventor:** **Jesse G. Cogswell, Torrance, CA (US)**

(\*\*) **Term:** **14 Years**

(21) **Appl. No.:** **29/414,670**

(22) **Filed:** **Mar. 1, 2012**

(51) **LOC (10) Cl.** ..... **30-99**

(52) **U.S. Cl.**  
USPC ..... **D30/160**

(58) **Field of Classification Search**  
USPC ..... D30/160; D21/465; 119/702, 707-711  
See application file for complete search history.

(56) **References Cited**

**U.S. PATENT DOCUMENTS**

4,534,316	A	8/1985	Bowlsby	
4,722,299	A	2/1988	Mohr	
4,803,953	A	2/1989	Graves	
4,907,537	A	3/1990	Shirk	
4,928,632	A	5/1990	Gordon	
4,940,018	A	7/1990	Edling	
D309,964	S *	8/1990	Viner et al.	D30/160
4,960,075	A	10/1990	Klatt	
5,009,193	A	4/1991	Gordon	
D318,150	S *	7/1991	Eitel et al.	D30/160
5,045,014	A *	9/1991	Harkins	D30/160
5,275,127	A	1/1994	Leopold	
5,351,650	A	10/1994	Graves	
5,467,740	A	11/1995	Redwine	
5,579,725	A	12/1996	Boshears	
5,595,141	A *	1/1997	Udelle et al.	119/706
5,611,297	A	3/1997	Veloce	
5,657,721	A	8/1997	Mayfield et al.	
5,673,652	A	10/1997	Witte	
5,682,838	A	11/1997	Reich	
5,743,215	A	4/1998	Zeff	
5,778,825	A	7/1998	Krietzmen et al.	
6,039,628	A	3/2000	Kusmiss et al.	

D426,036	S *	5/2000	Willinger et al.	D30/160
6,155,905	A	12/2000	Truax	
6,314,913	B1	11/2001	Lettau et al.	
6,510,817	B2	1/2003	Horvath	
6,591,785	B1	7/2003	Boshears	
6,883,465	B2	4/2005	Telford et al.	
6,892,675	B1	5/2005	Comerford	
D513,546	S *	1/2006	Comerford	D30/160
7,121,230	B2	10/2006	Ritchey	
7,562,639	B2	7/2009	Ritchey	

(Continued)

*Primary Examiner* — Cathy A MacCormac

(74) *Attorney, Agent, or Firm* — Knobbe, Martens, Olson & Bear, LLP

(57) **CLAIM**

The ornamental design for a pet toy, as shown and described.

**DESCRIPTION**

FIG. 1 is a top, left perspective view of a pet toy of the present invention;

FIG. 2 is a detail view of area 2-2 in FIG. 1;

FIG. 3 is a right side view thereof;

FIG. 4 is a left side view thereof;

FIG. 5 is a detail view of area 5-5 in FIG. 3;

FIG. 6 is a front view thereof;

FIG. 7 is a detail view of area 7-7 in FIG. 6;

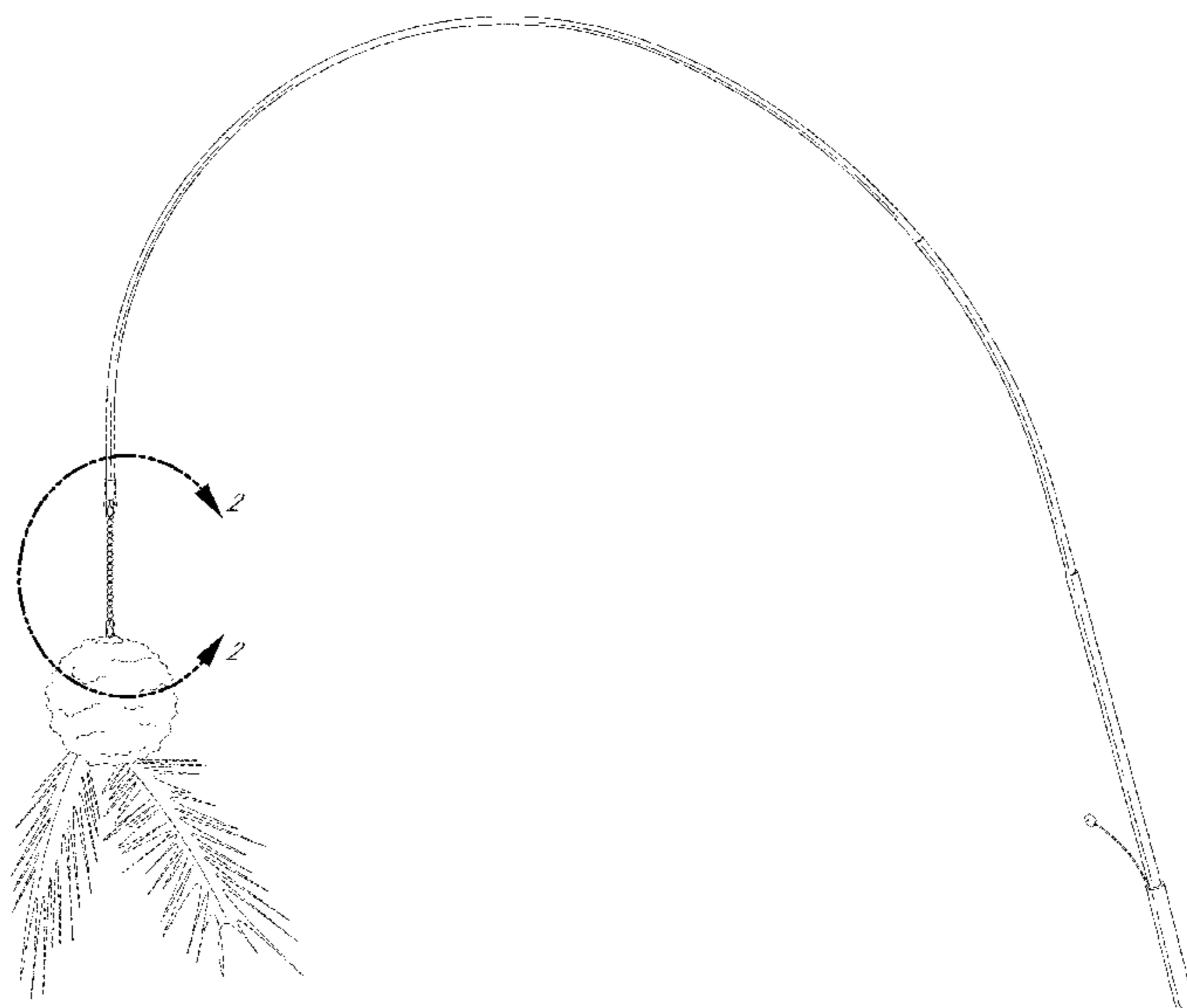
FIG. 8 is a rear view thereof;

FIG. 9 is a top view thereof; and,

FIG. 10 is a bottom view thereof.

The broken lines at the top of FIGS. 2, 5 and 7 cover a portion of the surfaces which lie beneath the broken lines. The broken lines at the bottom of FIGS. 2, 5 and 7 represent a portion of the pet toy shown in FIGS. 1, 3 and 6. All broken line portions of the drawings on FIGS. 1-10 are for illustrative purposes only and form no part of the claimed design.

**1 Claim, 9 Drawing Sheets**



(56)

**References Cited**

U.S. PATENT DOCUMENTS

7,621,235 B2 11/2009 Genitrini

7,823,541 B2 11/2010 Comerford  
D645,215 S \* 9/2011 Lee ..... D30/160  
8,011,326 B2 9/2011 del Pinal et al.

\* cited by examiner

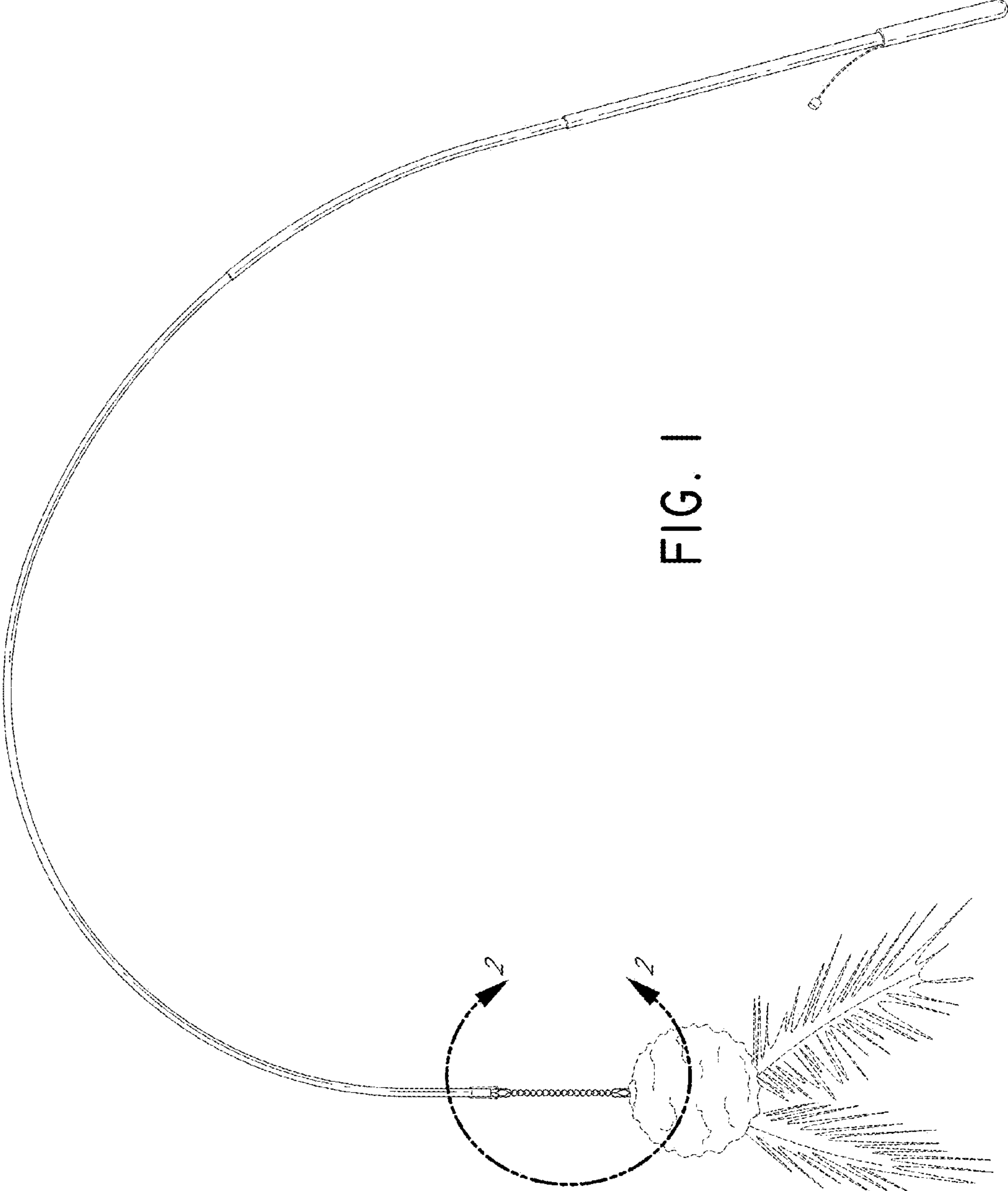


FIG. 1

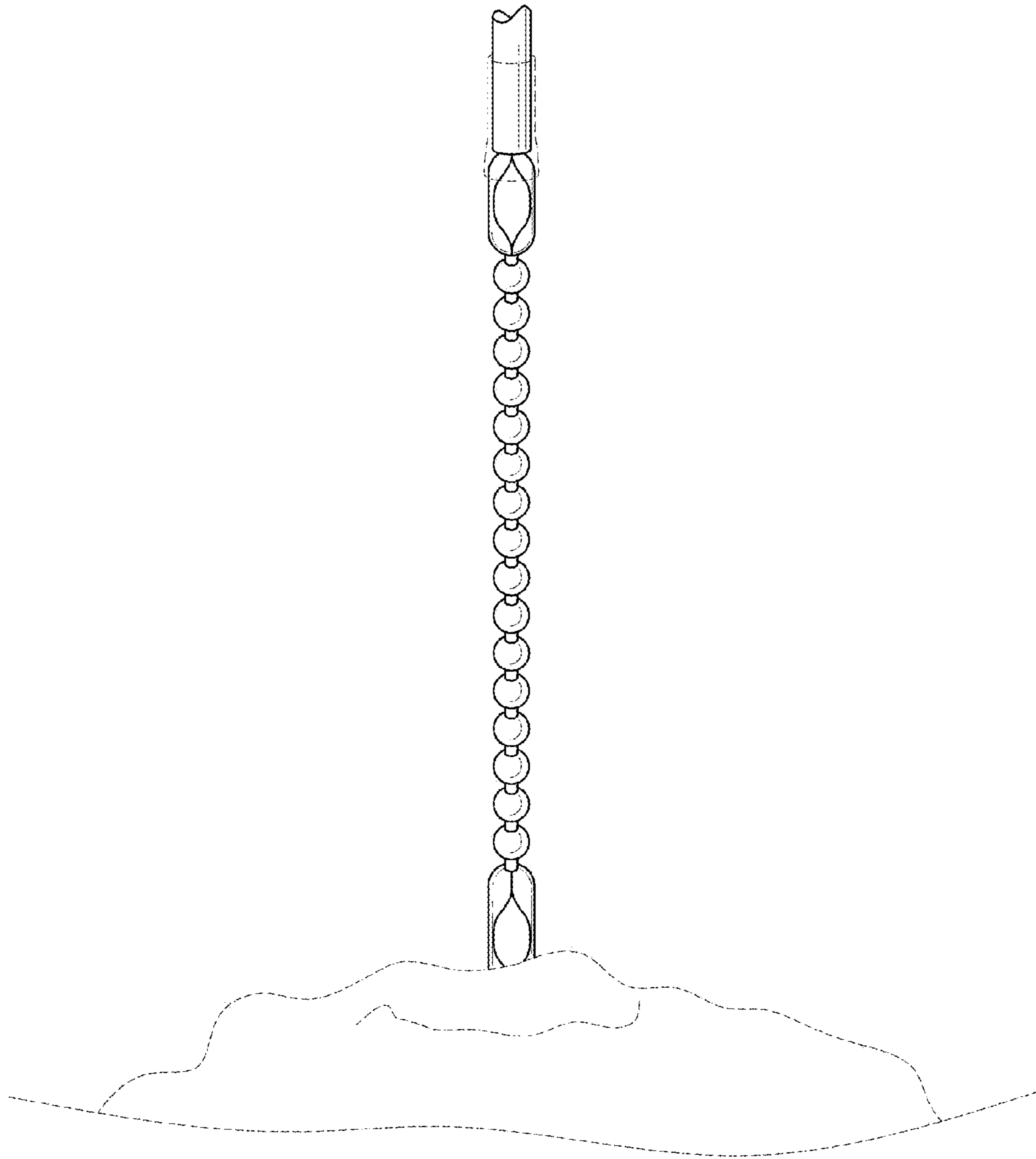


FIG. 2

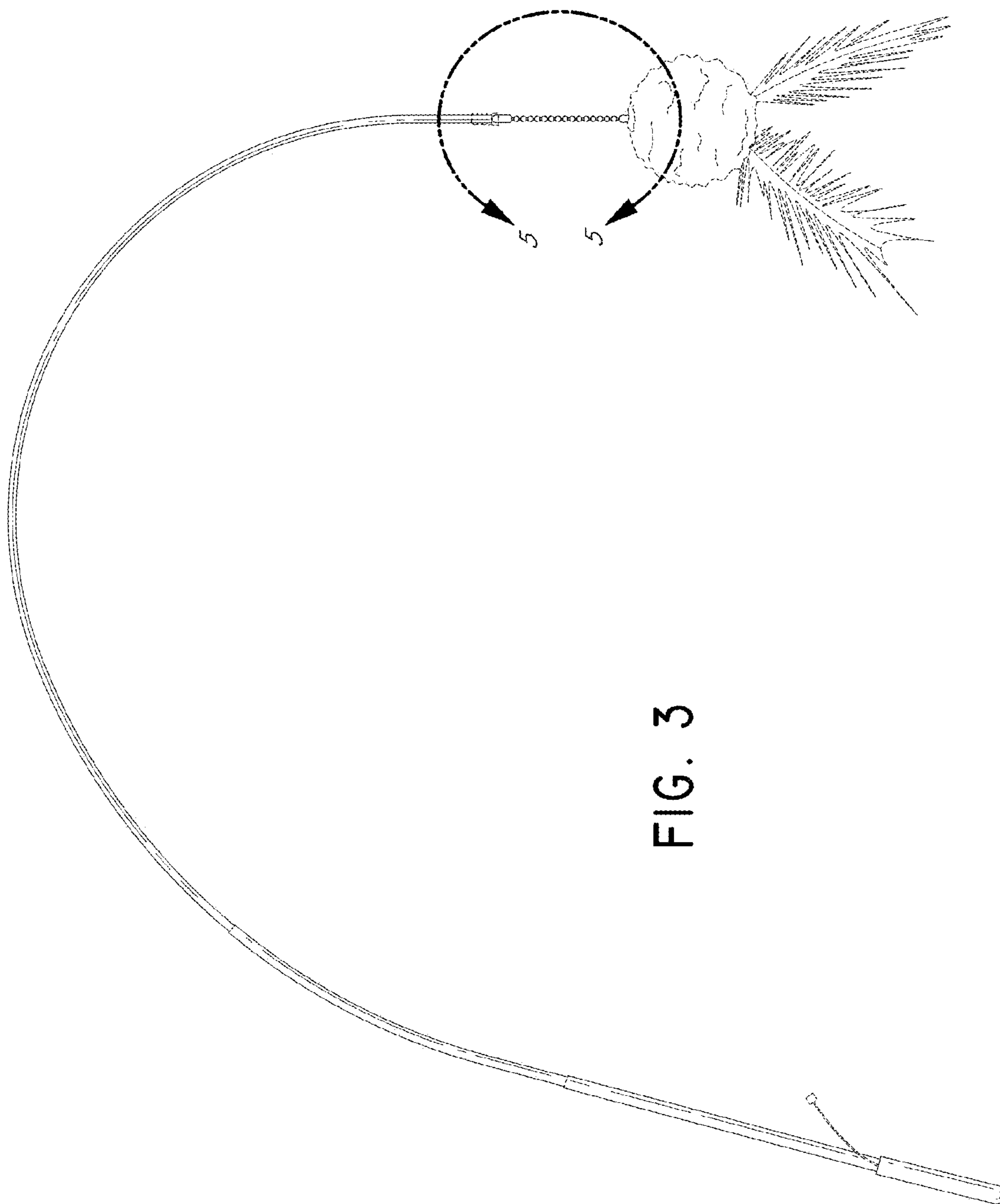


FIG. 3




FIG. 4

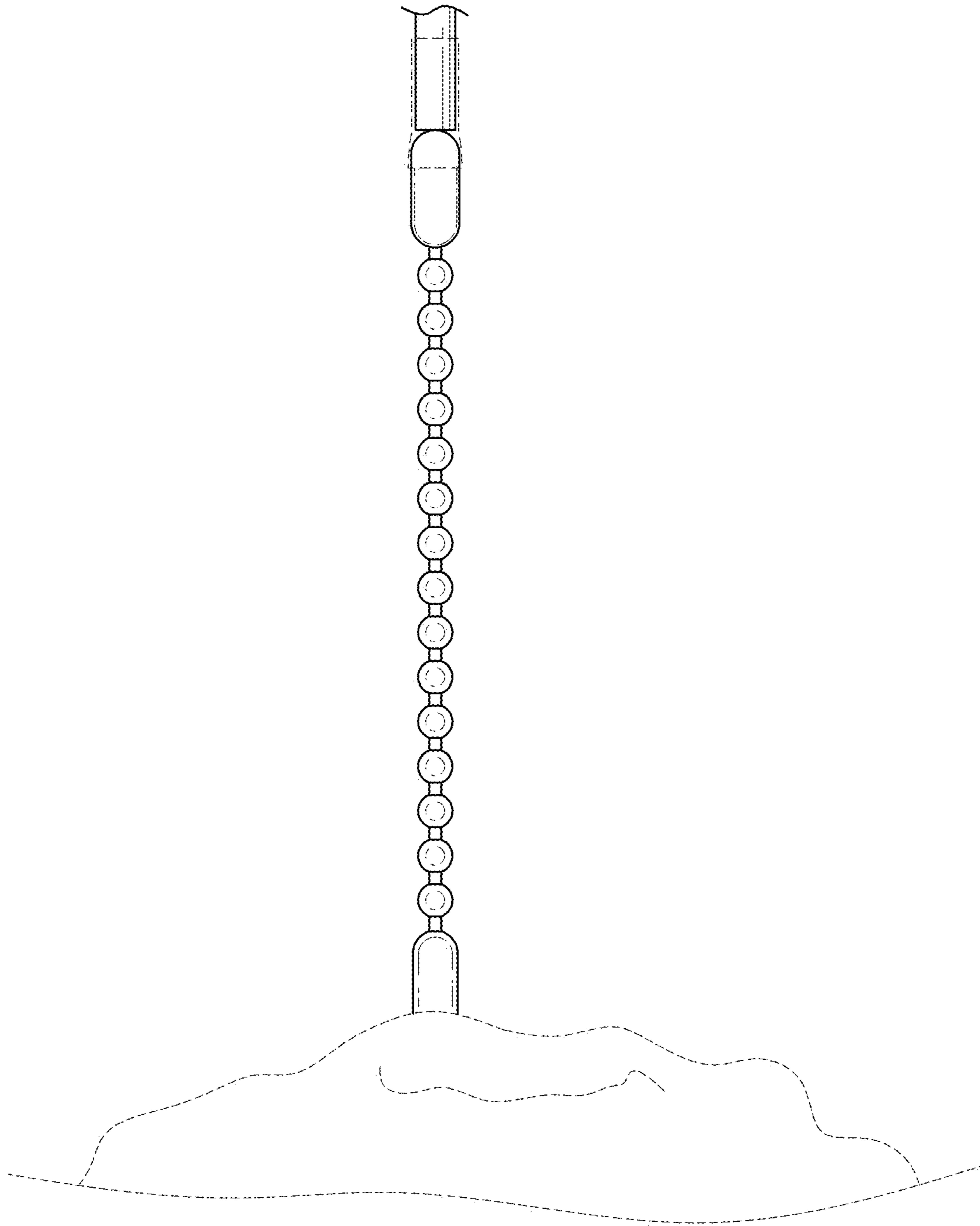


FIG. 5

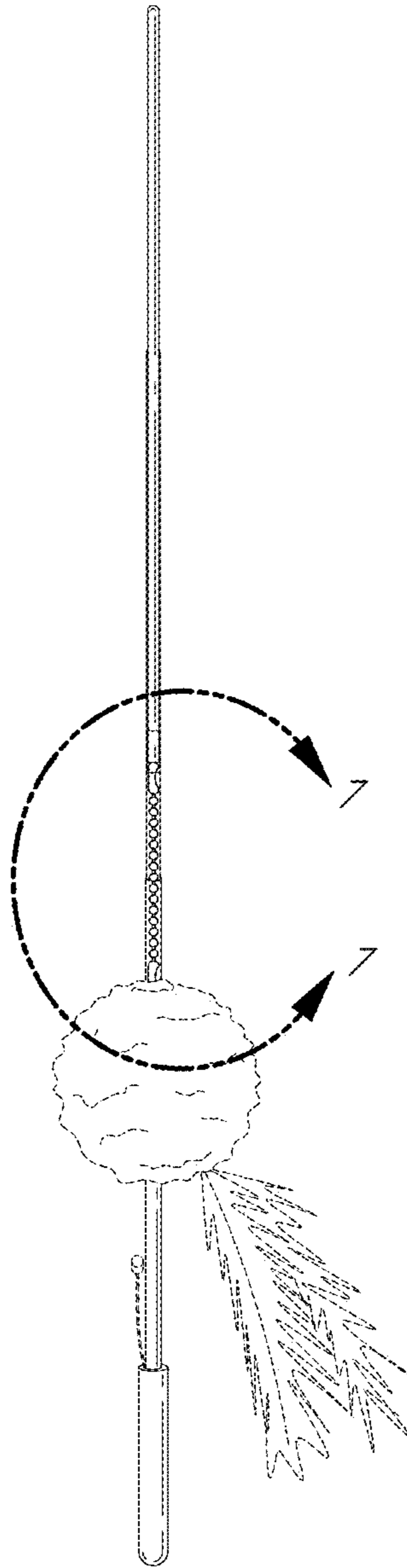


FIG. 6



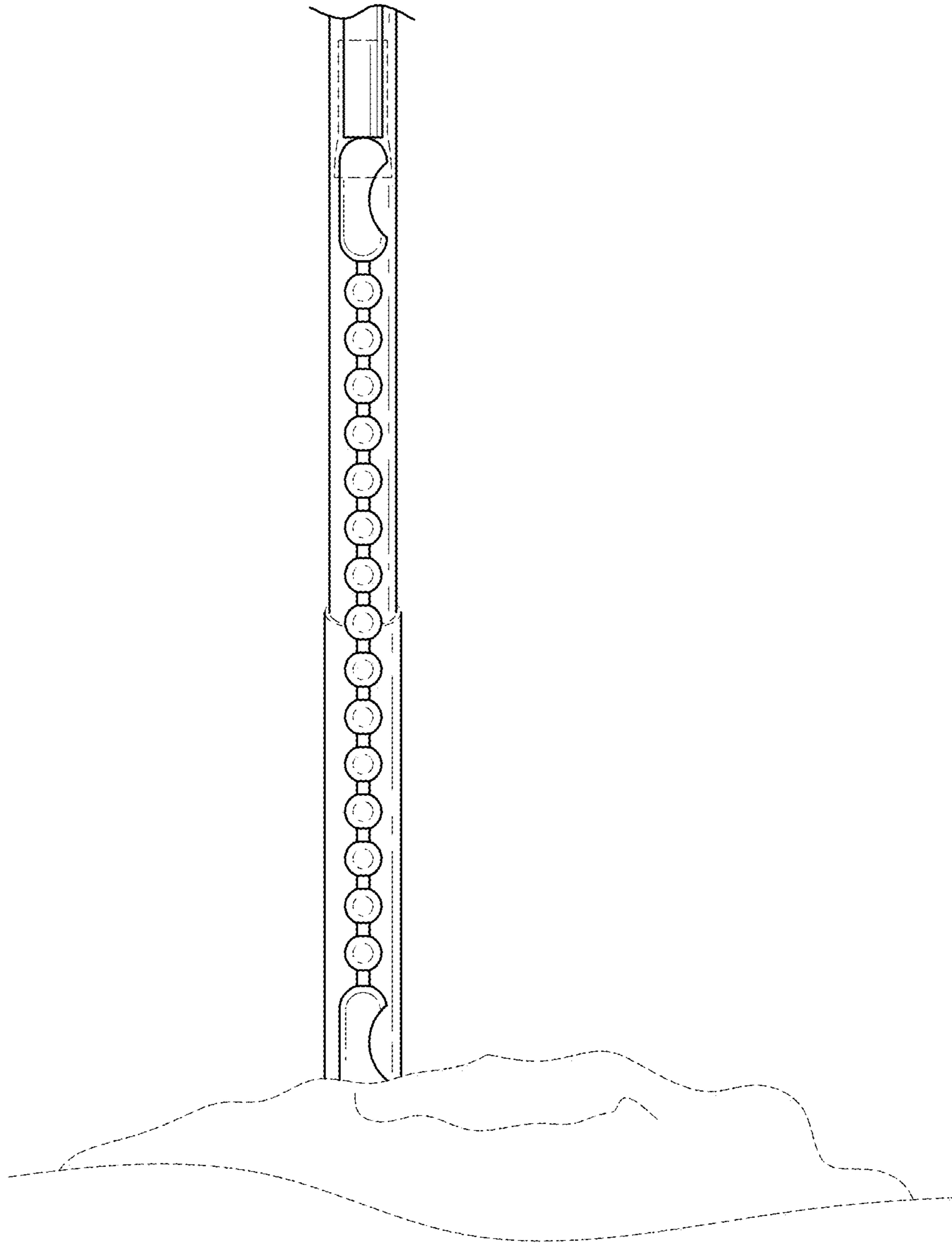


FIG. 7

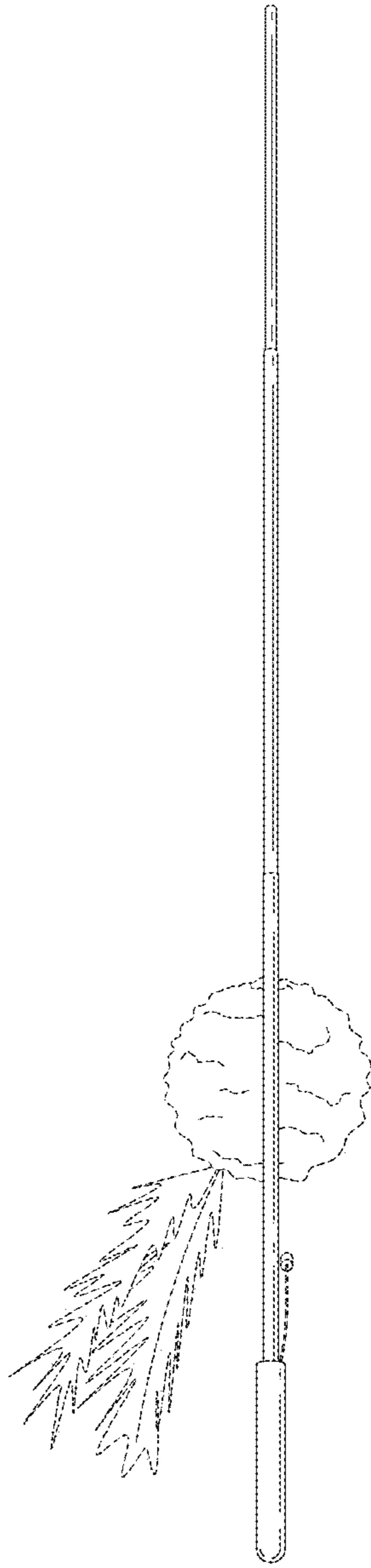


FIG. 8

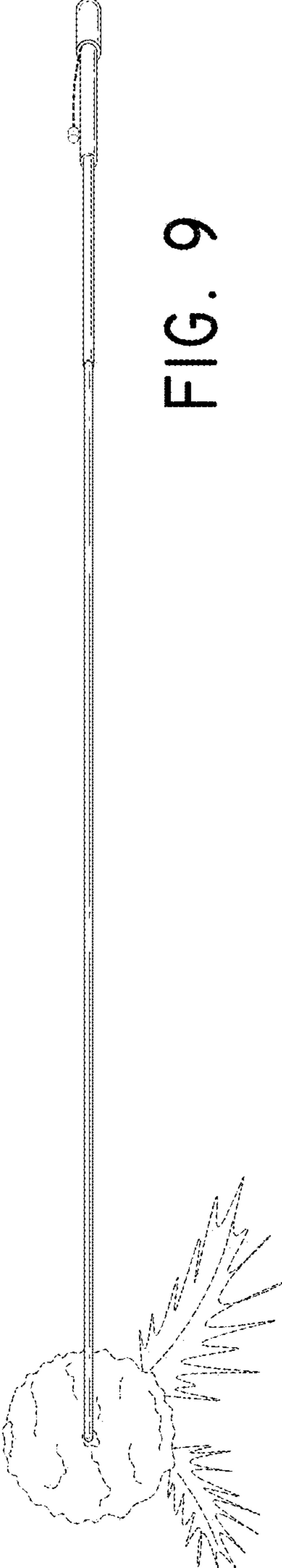


FIG. 9

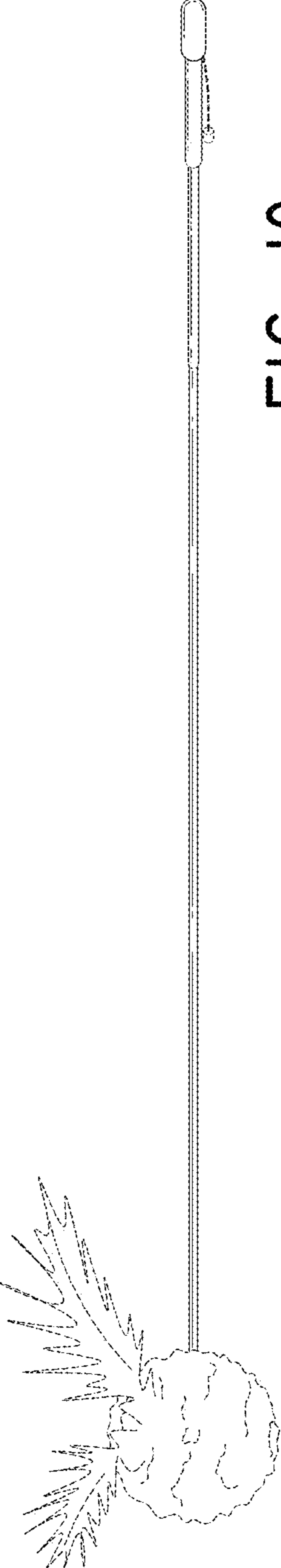


FIG. 10