



US00D714464S

(12) **United States Design Patent**
Dunlap et al.

(10) **Patent No.:** **US D714,464 S**
(45) **Date of Patent:** **** Sep. 30, 2014**

(54) **HUNTING LADDER**

3,858,684 A * 1/1975 Goings 182/207
D347,069 S 5/1994 Lu
D457,650 S * 5/2002 MacDuff D25/64

(71) Applicant: **Dick's Sporting Goods, Inc.**,
Coraopolis, PA (US)

* cited by examiner

(72) Inventors: **Doug Dunlap**, Coraopolis, PA (US);
Jeremy Lees, Coraopolis, PA (US)

Primary Examiner — Doris Clark
(74) *Attorney, Agent, or Firm* — Greenberg Traurig, LLP

(73) Assignee: **Dick's Sporting Goods, Inc.**,
Coraopolis, PA (US)

(57) **CLAIM**

(**) Term: **14 Years**

We claim the ornamental design for a hunting ladder, as shown and described.

(21) Appl. No.: **29/443,151**

(22) Filed: **Jan. 14, 2013**

DESCRIPTION

(51) **LOC (10) Cl.** **25-04**

(52) **U.S. Cl.**
USPC **D25/64**

(58) **Field of Classification Search**
USPC D25/64; 182/207, 180.1, 110, 194
See application file for complete search history.


FIG. 1 is a front, right side perspective view of a hunting ladder.
FIG. 2 is a front elevational view thereof.
FIG. 3 is a rear elevational view thereof.
FIG. 4 is a right side elevational view thereof, the left side elevational view being identical thereto.
FIG. 5 is a cross-sectional, right side elevational view thereof, taken along the line 5-5 of FIG. 2.
FIG. 6 is a top plan view thereof; and,
FIG. 7 is a bottom plan view thereof.

(56) **References Cited**

U.S. PATENT DOCUMENTS

891,242 A * 6/1908 Fuller 182/194
2,862,650 A * 12/1958 Scott et al. 182/46

1 Claim, 5 Drawing Sheets






FIG. 1




FIG. 2




FIG. 3



FIG. 4

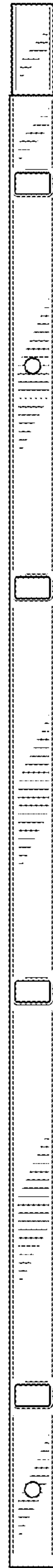


FIG. 5




FIG. 6

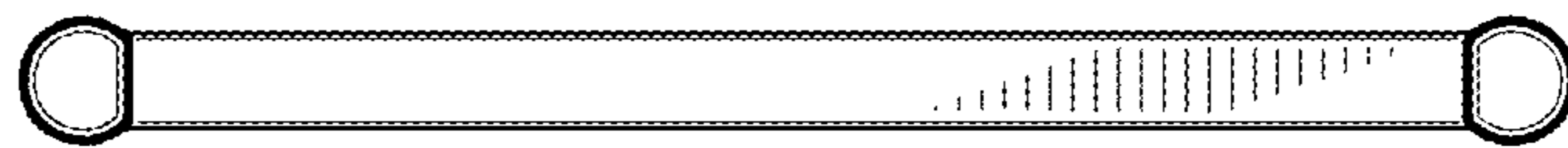


FIG. 7