



US00D714442S

(12) **United States Design Patent**
Norichika

(10) **Patent No.:** **US D714,442 S**
(45) **Date of Patent:** **** Sep. 30, 2014**

(54) **DENTAL CONTRA-ANGLE HANDPIECE**

(71) Applicant: **J. Morita Manufacturing Corporation,**
Kyoto (JP)

(72) Inventor: **Takaaki Norichika,** Kyoto (JP)

(73) Assignee: **J. Morita Manufacturing Corporation,**
Kyoto (JP)

(**) Term: **14 Years**

(21) Appl. No.: **29/465,260**

(22) Filed: **Aug. 26, 2013**

(30) **Foreign Application Priority Data**

Mar. 6, 2013 (JP) 2013-004893

(51) **LOC (10) Cl.** **24-02**

(52) **U.S. Cl.**
USPC **D24/152**

(58) **Field of Classification Search**
USPC D24/152, 154-156, 176-182, 146-147;
433/3, 82, 102, 114, 124-126, 133,
433/141-142, 27, 229
See application file for complete search history.

(56) **References Cited**

U.S. PATENT DOCUMENTS

5,897,317 A * 4/1999 Hansen 433/126
D550,358 S * 9/2007 Nakanishi D24/146
D556,323 S * 11/2007 Nakanishi D24/146

D600,347 S * 9/2009 Klee et al. D24/146
D658,293 S * 4/2012 Kagawa D24/152
8,398,394 B2 * 3/2013 Sauter et al. 433/27
2003/0022127 A1 * 1/2003 Castellini 433/82
2005/0032021 A1 * 2/2005 Hain et al. 433/126
2010/0112515 A1 * 5/2010 Chen 433/114
2011/0269101 A1 * 11/2011 Duesing et al. 433/126

FOREIGN PATENT DOCUMENTS

JP D1420870 8/2011

* cited by examiner

Primary Examiner — Wan Laymon

(74) *Attorney, Agent, or Firm* — McDonald Hopkins LLC

(57) **CLAIM**

The ornamental design for a dental contra-angle handpiece,
as shown and described.

DESCRIPTION

FIG. 1 is a front view of a dental contra-angle handpiece
showing my new design, the back view thereof being a sym-
metry image;

FIG. 2 is a right view hereof;

FIG. 3 is a left view thereof;

FIG. 4 is a top view thereof;

FIG. 5 is a bottom view thereof; and,

FIG. 6 is a use state view thereof.

The broken lines shown in the figures represent portions of
the dental contra-angle handpiece that form no part of the
claimed design.

1 Claim, 3 Drawing Sheets

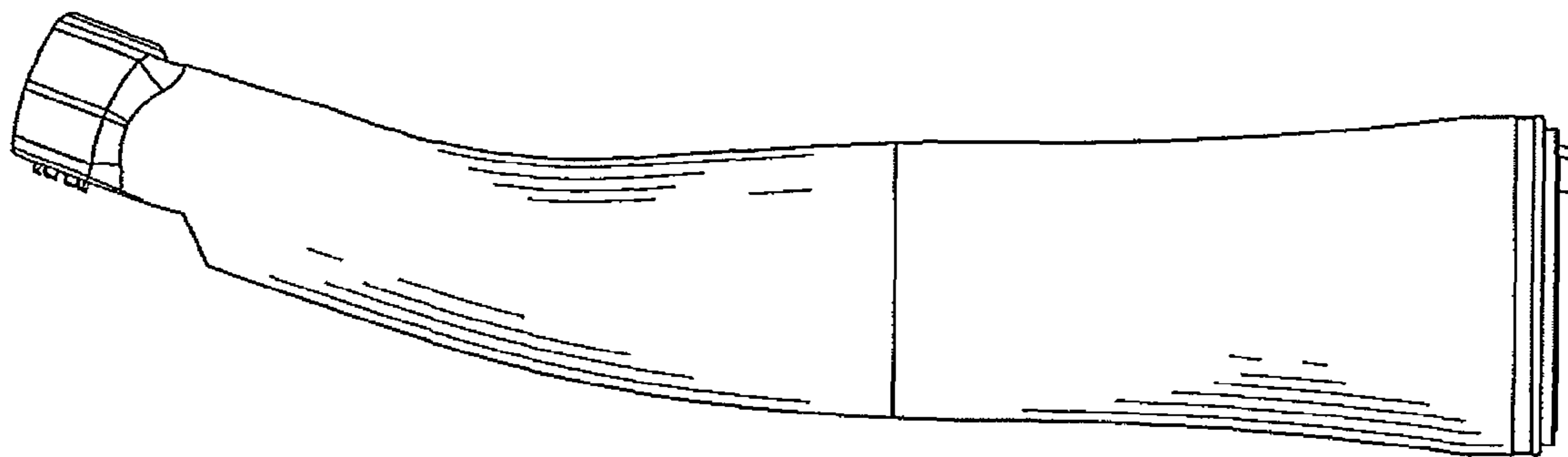


Fig 1

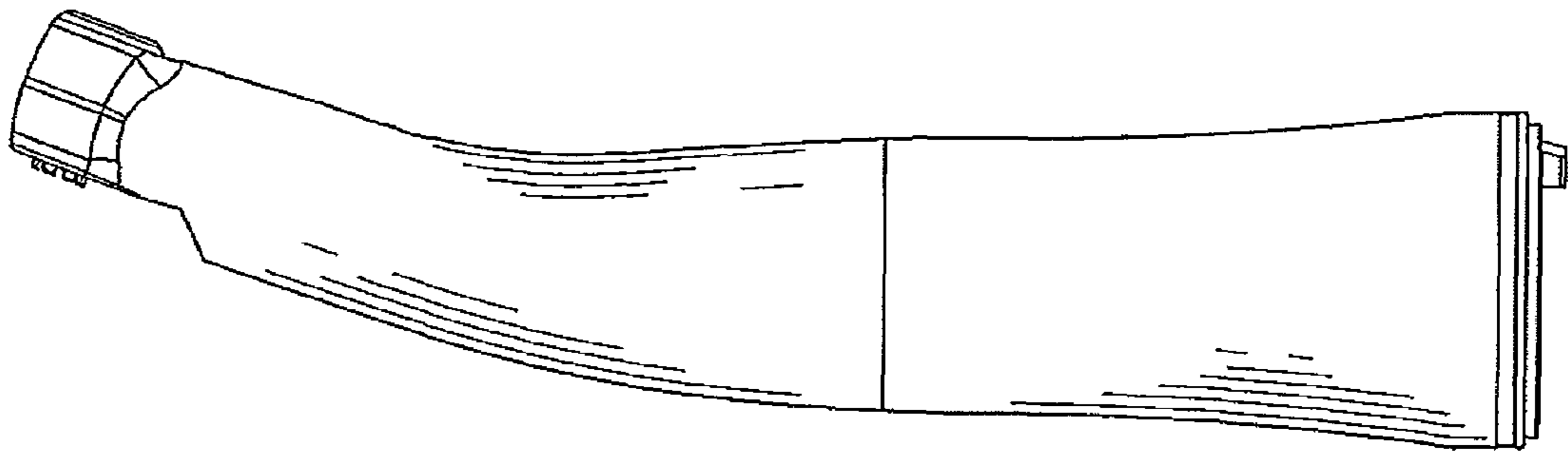


Fig 2

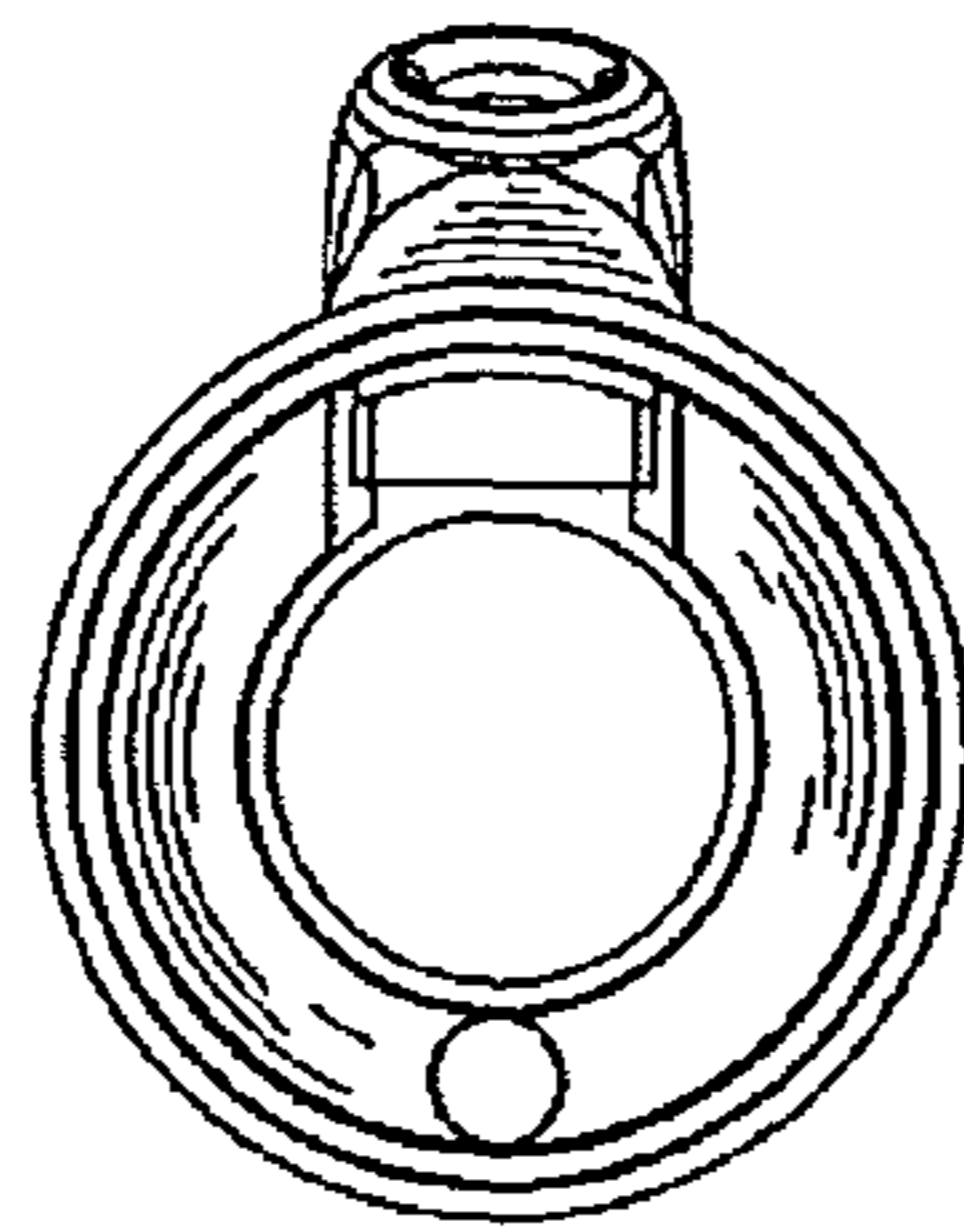


Fig 3

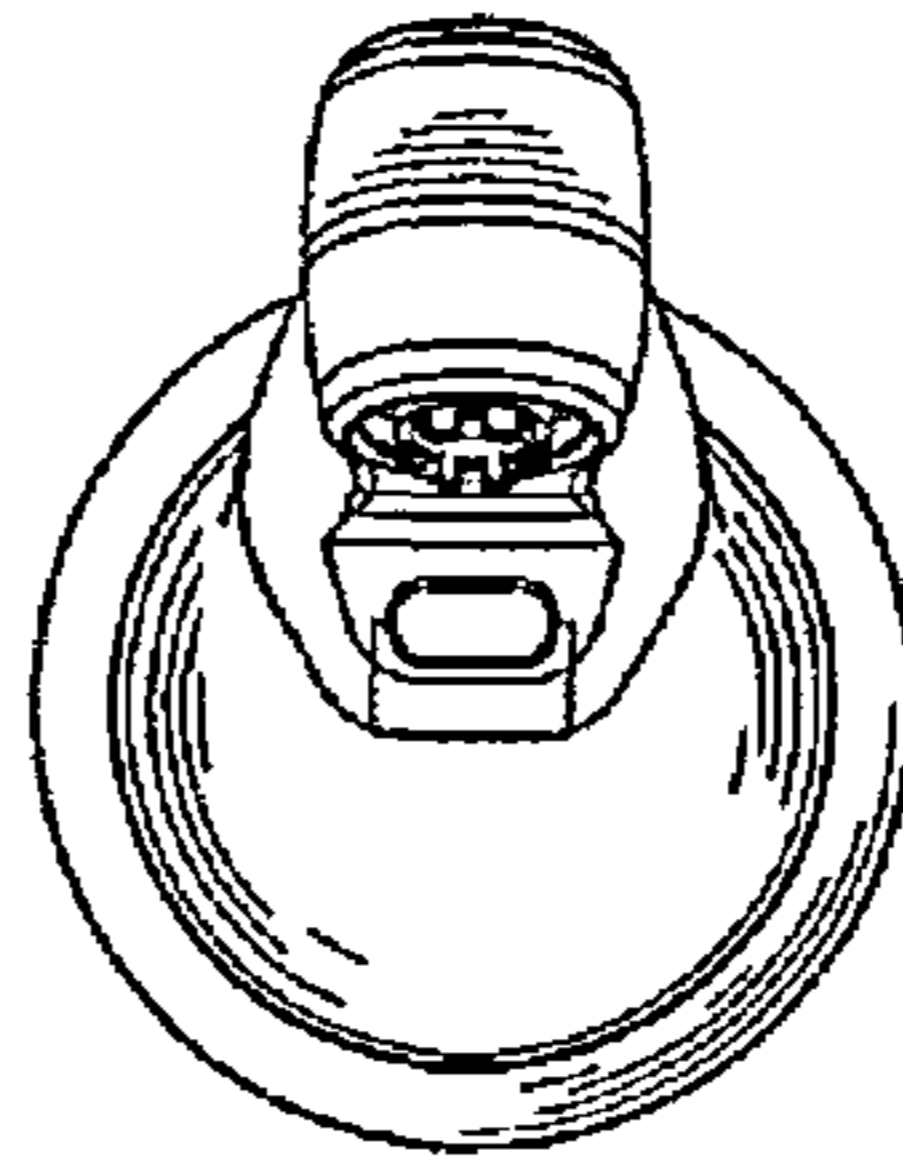


Fig 4

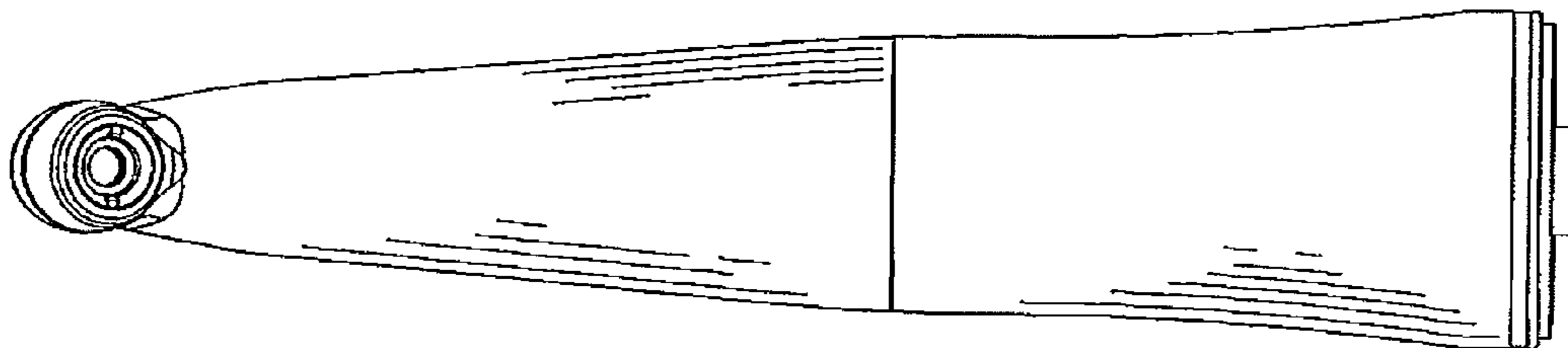


Fig 5

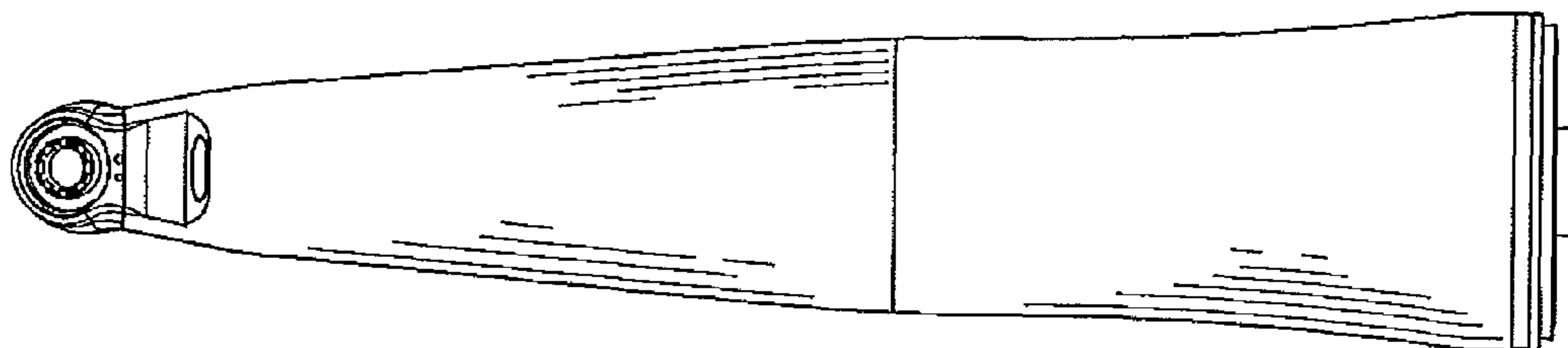


Fig 6

