



US00D714412S

(12) **United States Design Patent**
Astle et al.

(10) **Patent No.:** **US D714,412 S**

(45) **Date of Patent:** **** Sep. 30, 2014**

(54) **PLAYGROUND EQUIPMENT SUPPORT APPARATUS**

(71) Applicant: **Lifetime Products, Inc.**, Clearfield, UT (US)

(72) Inventors: **Robert A Astle**, Kaysville, UT (US); **Danny Green**, Layton, UT (US); **Joel Bennett**, Clinton, UT (US); **Eric Olsen**, West Haven, UT (US)

(73) Assignee: **Lifetime Products, Inc.**, Clearfield, UT (US)

(**) Term: **14 Years**

(21) Appl. No.: **29/458,416**

(22) Filed: **Jun. 19, 2013**

(51) **LOC (10) Cl.** **21-03**

(52) **U.S. Cl.**
USPC **D21/814**

(58) **Field of Classification Search**
USPC D21/811, 814, 818-827; 472/118-125; 446/227

See application file for complete search history.

(56) **References Cited**

U.S. PATENT DOCUMENTS

D215,164	S	*	9/1969	Wormser	D21/827
4,084,812	A	*	4/1978	Melrose et al.	472/118
D256,040	S	*	7/1980	Beller	D21/826
D256,269	S	*	8/1980	Beller	D21/826
D268,693	S	*	4/1983	Works	D21/822
D278,549	S	*	4/1985	Kristich	D21/823
5,163,828	A	*	11/1992	Coddington, Jr.	472/118
5,449,323	A	*	9/1995	Melton	472/118
D379,486	S	*	5/1997	Mariol	D21/814
D421,086	S	*	2/2000	Mollard	D21/811
6,929,478	B1	*	8/2005	Spencer et al.	434/247
D568,434	S	*	5/2008	Wingerstahn	D21/811

D571,889	S	*	6/2008	Goransson	D21/823
D615,607	S	*	5/2010	Hwang	D21/826
D628,668	S	*	12/2010	Kilgriff	D21/826
D642,646	S	*	8/2011	Irvine	D21/811
8,021,240	B2	*	9/2011	King et al.	472/136
D652,180	S	*	1/2012	Haaf	D30/160
D660,933	S	*	5/2012	Mathiesen et al.	D21/814
2004/0266312	A1	*	12/2004	Oren et al.	446/227

* cited by examiner

Primary Examiner — Mitchell Siegel

(74) *Attorney, Agent, or Firm* — Workman Nydegger

(57) **CLAIM**

The ornamental design for a playground equipment support apparatus, as shown and described.

DESCRIPTION

FIG. 1 is front perspective view of a playground equipment support apparatus;

FIG. 2 is a top view of the embodiment of FIG. 1;

FIG. 3 is a front elevational thereof, the undisclosed rear elevation is a mirror image;

FIG. 4 is a left side elevation view of the embodiment of FIG. 1;

FIG. 5 is a right side elevation view of the embodiment of FIG. 1;

FIG. 6 is a bottom view of the embodiment of FIG. 1;

FIG. 7 is a front perspective view of a second embodiment of a playground equipment support apparatus;

FIG. 8 is a top plan view of FIG. 7;

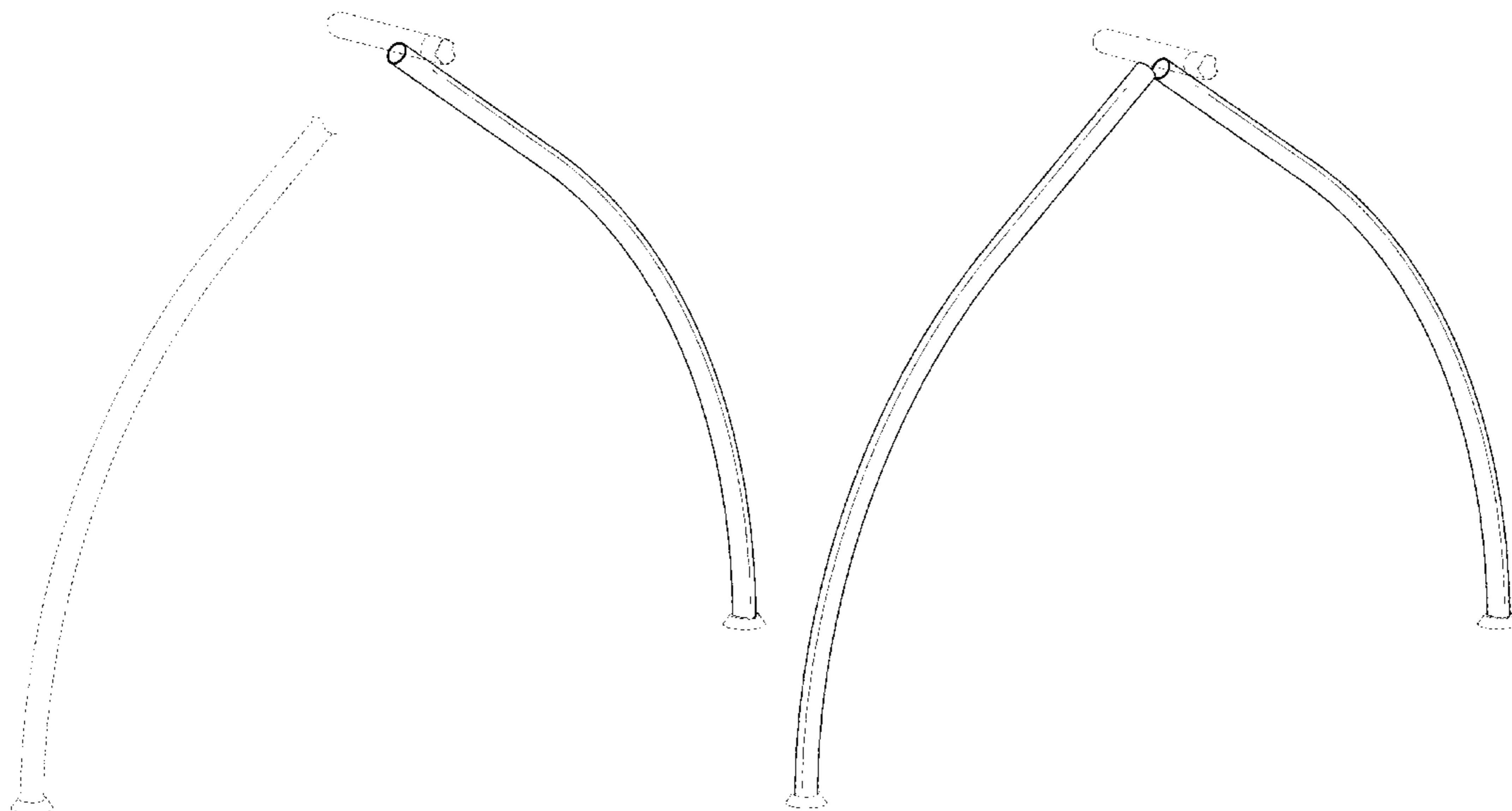
FIG. 9 is a front elevational view of FIG. 7, the undisclosed rear elevation is a mirror image;

FIG. 10 is a right side elevational view of FIG. 7, the undisclosed left side elevation is a mirror image; and,

FIG. 11 is a bottom view thereof.

The broken lines shown in the Figures are for illustrative purposes only and form no part of the claimed design.

1 Claim, 4 Drawing Sheets



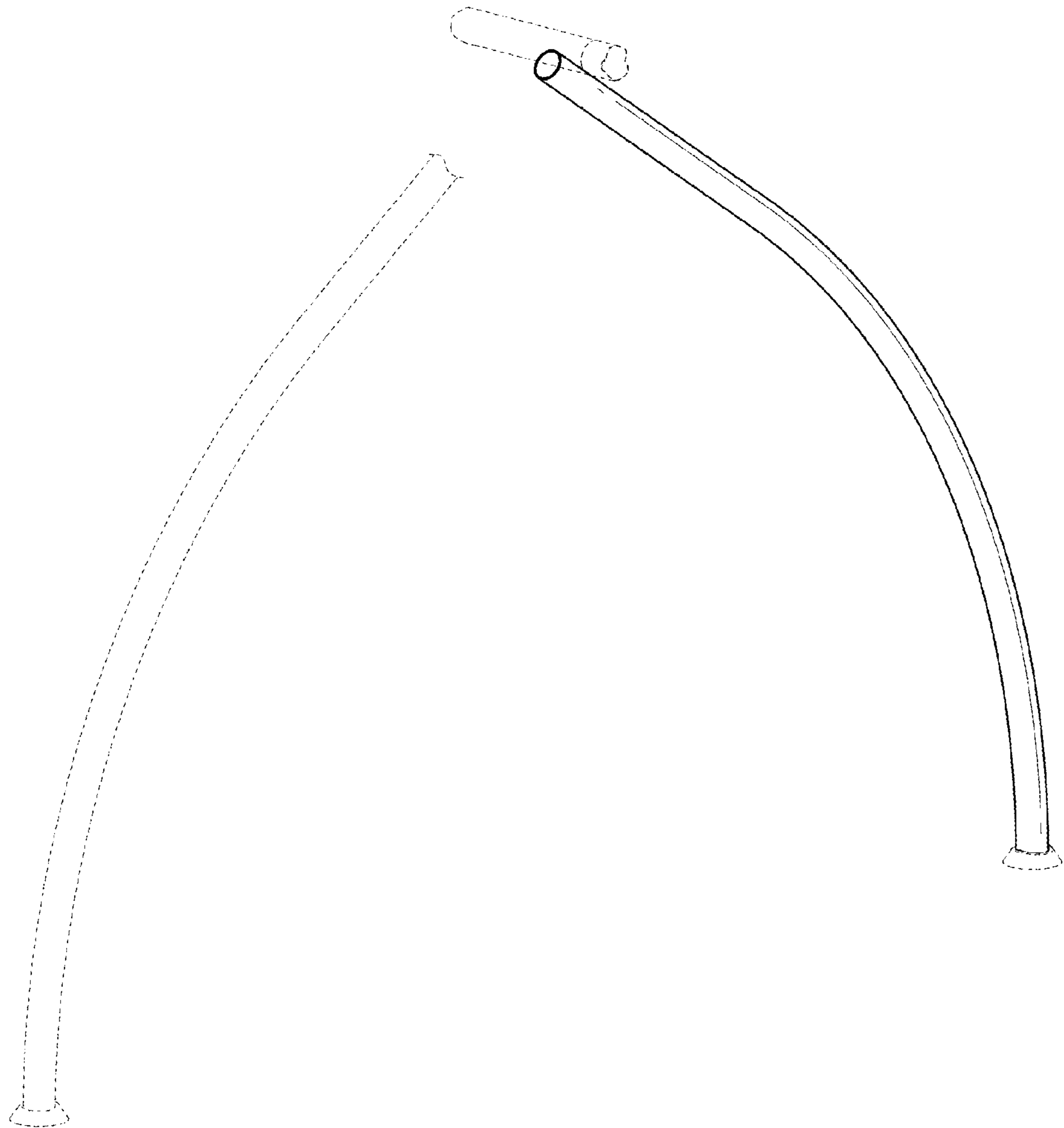


FIG. 1

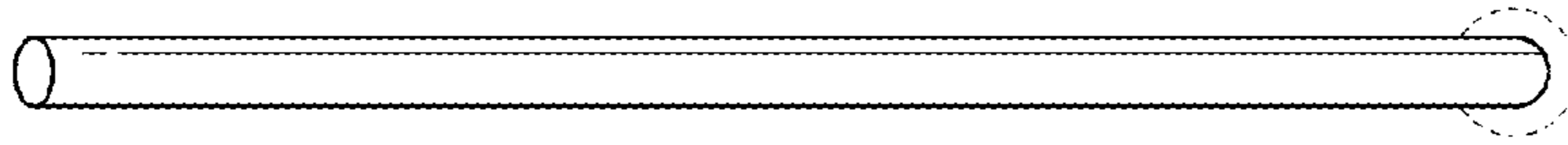


FIG. 2




FIG. 3

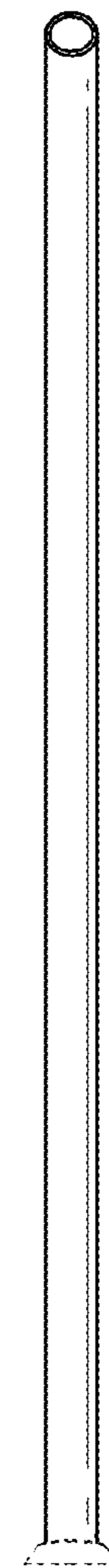


FIG. 4

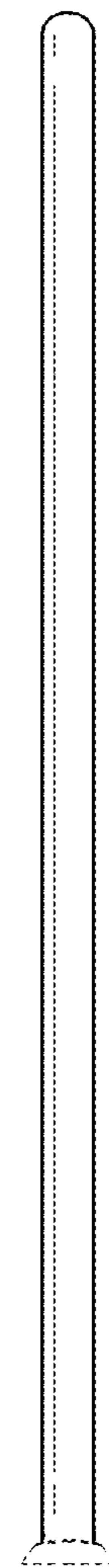


FIG. 5

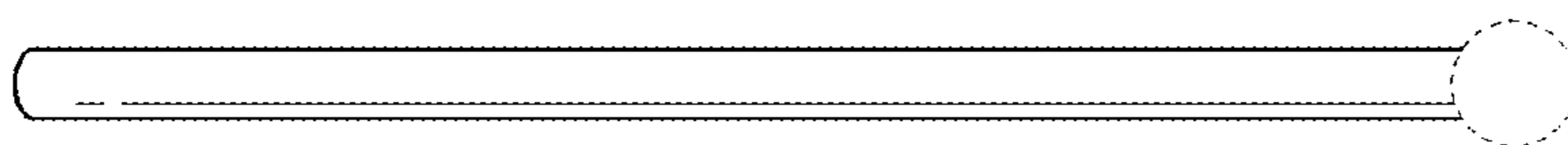


FIG. 6

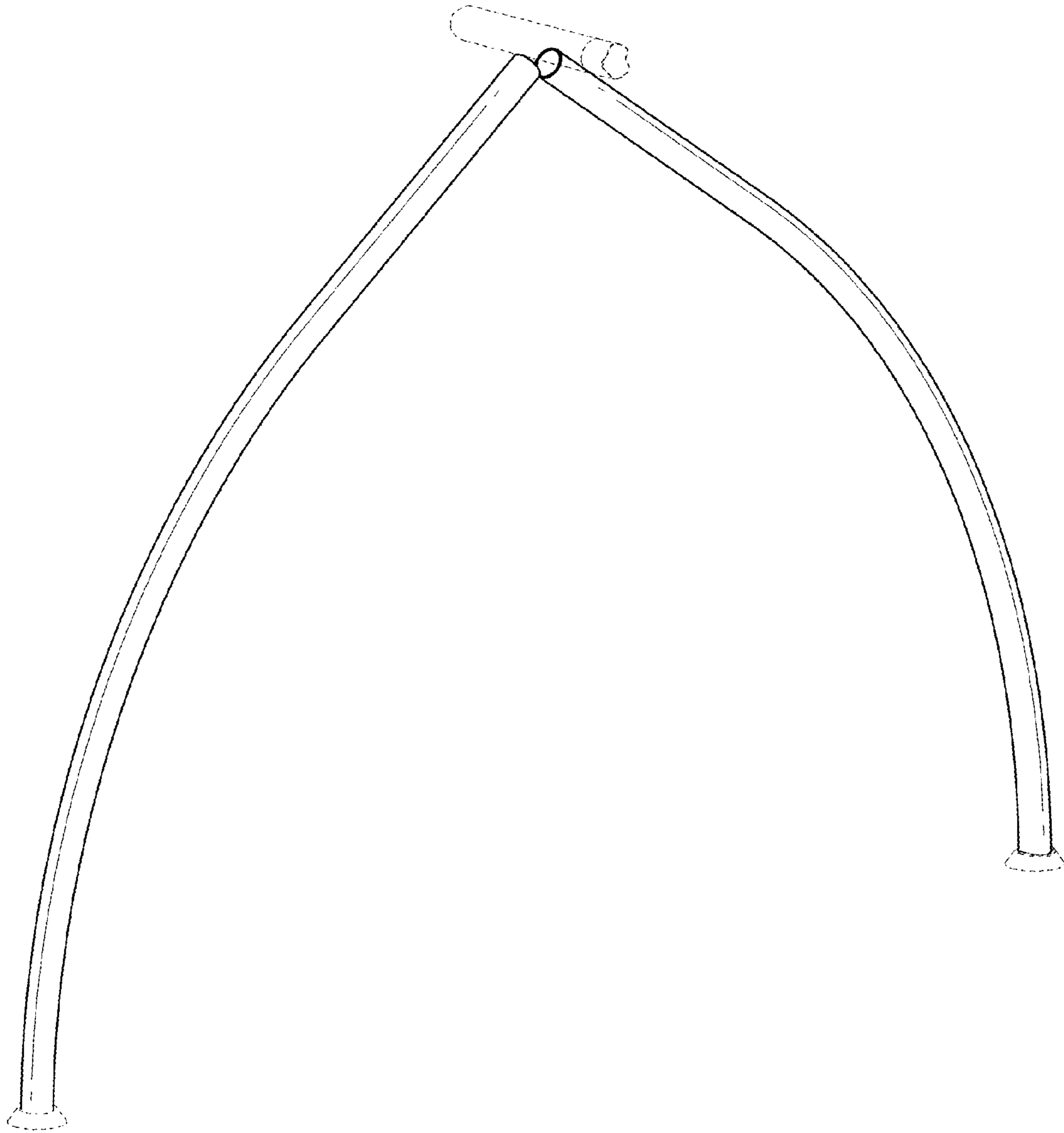


FIG. 7

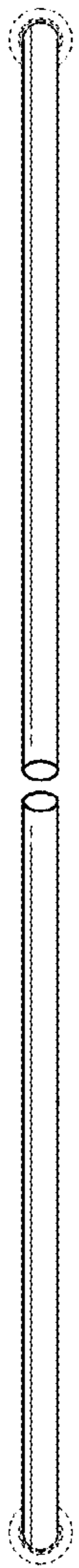


FIG. 8

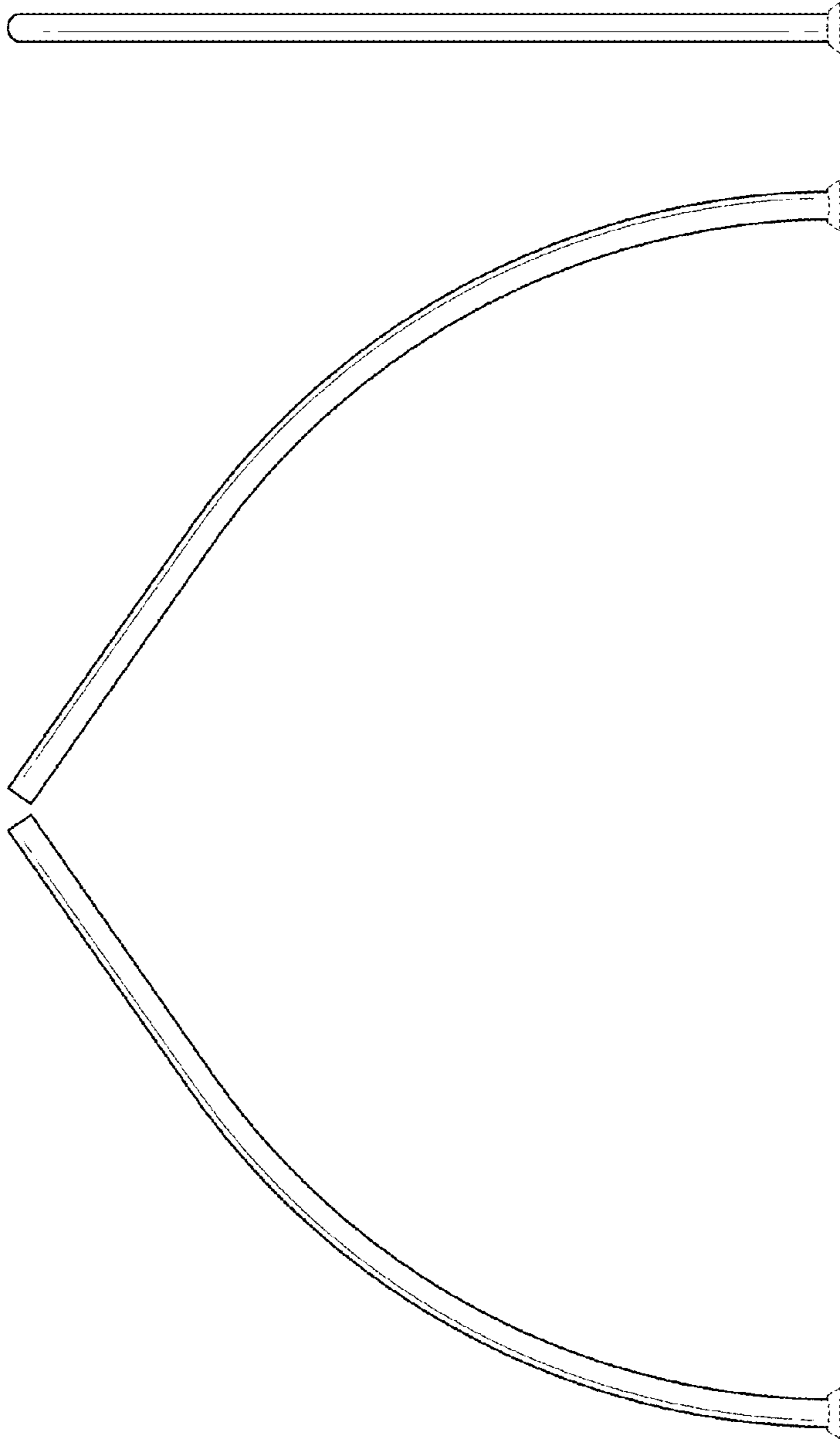


FIG. 9

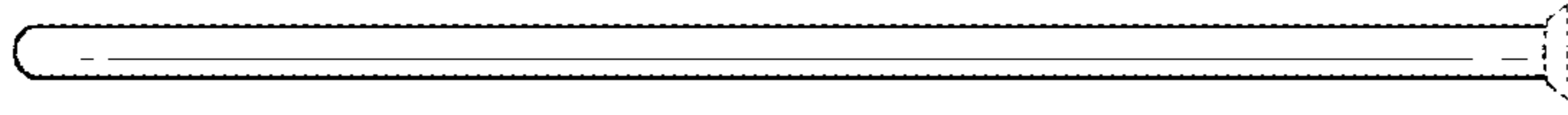


FIG. 10



FIG. 11