



US00D714407S

(12) **United States Design Patent**  
**Santorelli**

(10) **Patent No.:** **US D714,407 S**

(45) **Date of Patent:** **\*\* Sep. 30, 2014**

(54) **BASEBALL BAT**

(71) Applicant: **Fabio D. Santorelli**, Tuckahoe, NY (US)

(72) Inventor: **Fabio D. Santorelli**, Tuckahoe, NY (US)

(\*\*) Term: **14 Years**

(21) Appl. No.: **29/462,408**

(22) Filed: **Aug. 2, 2013**

(51) **LOC (10) Cl.** ..... **21-02**

(52) **U.S. Cl.**  
USPC ..... **D21/725**

(58) **Field of Classification Search**  
USPC ..... D21/725, 756–757; 473/564–568  
See application file for complete search history.

(56) **References Cited**

U.S. PATENT DOCUMENTS

D178,866	S	*	10/1956	Cole, Sr.	.....	D21/725
3,554,545	A	*	1/1971	Mann et al.	.....	473/564
D263,863	S	*	4/1982	Golab	.....	D21/725
5,269,511	A	*	12/1993	Chavez	.....	473/457
7,878,930	B2	*	2/2011	Leinert	.....	473/568
8,066,594	B2	*	11/2011	Leinert	.....	473/568
8,323,131	B2	*	12/2012	Leinert	.....	473/568
D702,781	S	*	4/2014	Paxson	.....	D21/725

OTHER PUBLICATIONS

Axe bats by Baden Sports, Inc. Available at [www.axebat.com](http://www.axebat.com). Copyright © 2013 Baden Sports.

\* cited by examiner

*Primary Examiner* — Mitchell Siegel

(74) *Attorney, Agent, or Firm* — Burns & Levinson LLP; Jacob N. Erlich; Marlo Schepper Grolnic

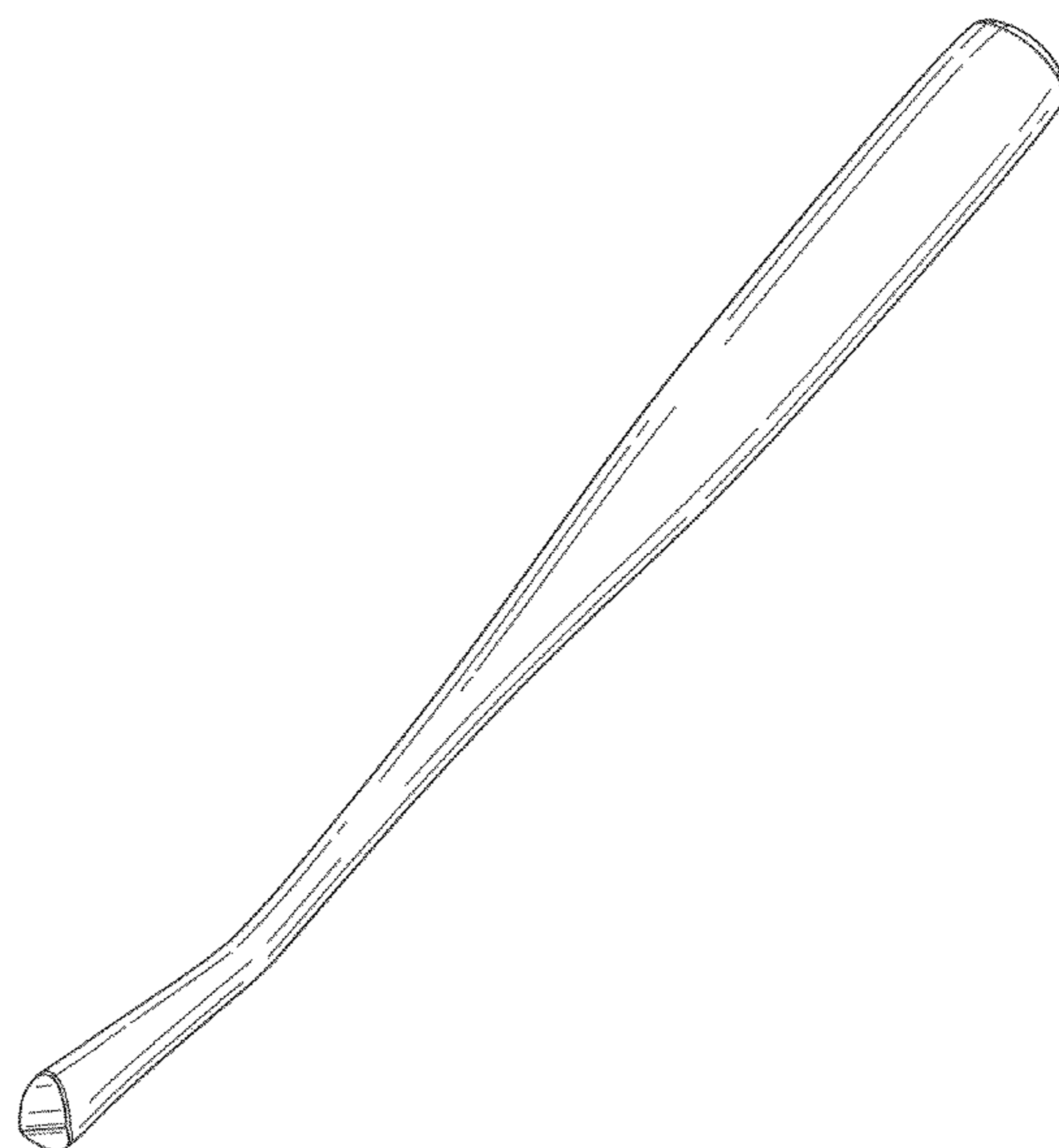

(57) **CLAIM**

The ornamental design for a baseball bat, as shown and described.

**DESCRIPTION**

FIG. 1 is a top/rear/side perspective view of a first embodiment of the baseball bat;  
 FIG. 2 is a bottom/front/side perspective view of the first embodiment of the baseball bat;  
 FIG. 3 is a front view of the first embodiment of the baseball bat;  
 FIG. 4 is a rear view of the first embodiment of the baseball bat;  
 FIG. 5 is a side view of the first embodiment of the baseball bat;  
 FIG. 6 is a top view of the first embodiment of the baseball bat;  
 FIG. 7 is a bottom view of the first embodiment of the baseball bat;  
 FIG. 8 is a top/rear/side perspective view of a second embodiment of the baseball bat;  
 FIG. 9 is a bottom/front/side perspective view of the second embodiment of the baseball bat;  
 FIG. 10 is a front view of the second embodiment of the baseball bat;  
 FIG. 11 is a rear view of the second embodiment of the baseball bat;  
 FIG. 12 is a side view of the second embodiment of the baseball bat;  
 FIG. 13 is a top view of the second embodiment of the baseball bat; and,  
 FIG. 14 is a bottom view of the second embodiment of the baseball bat.

**1 Claim, 8 Drawing Sheets**






FIG. 1




FIG. 2

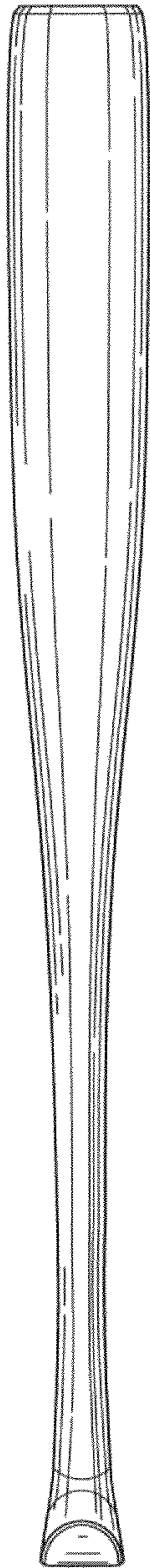


FIG. 3

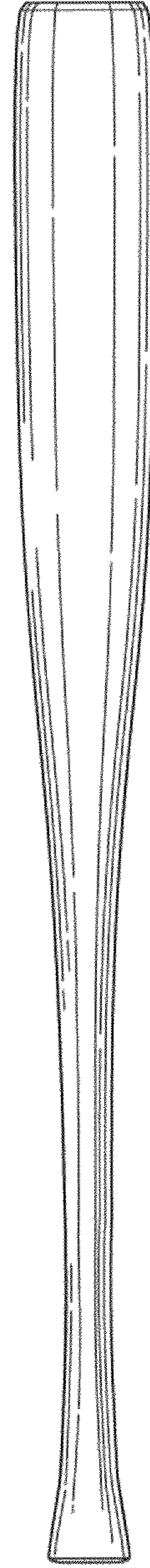


FIG. 4

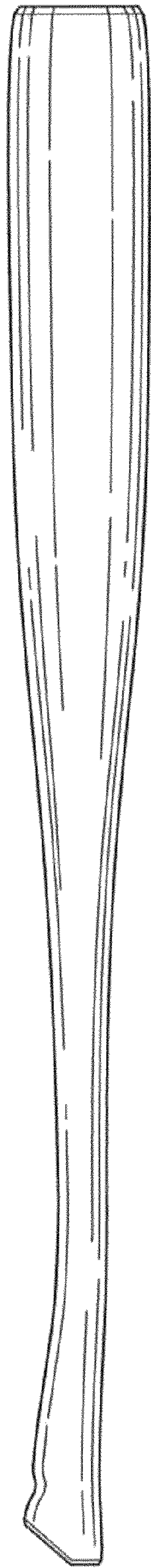


FIG. 5

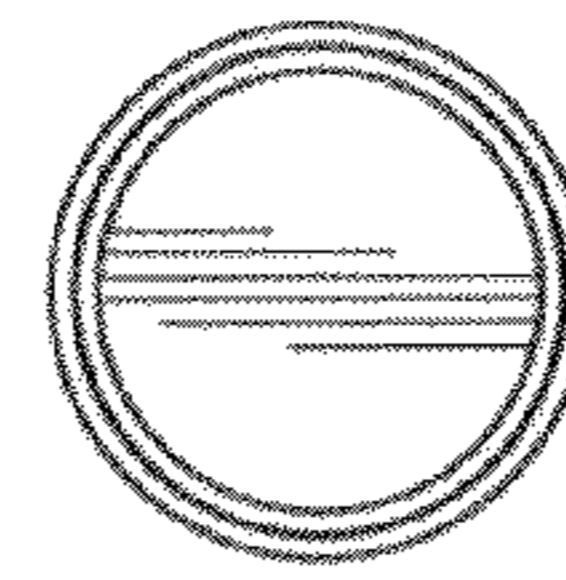


FIG. 6

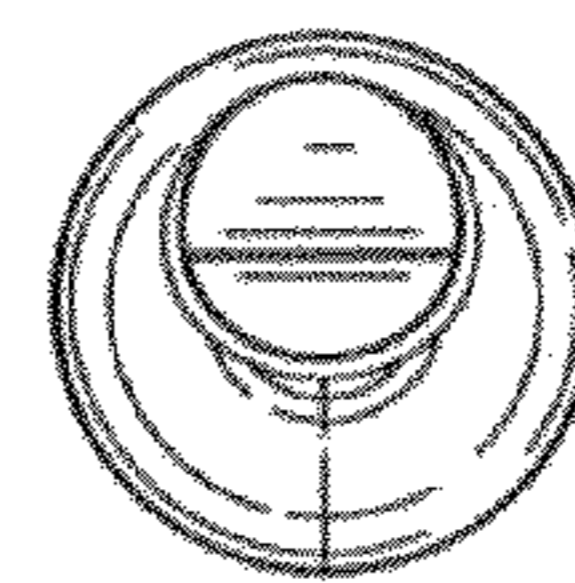


FIG. 7




FIG. 8




FIG. 9

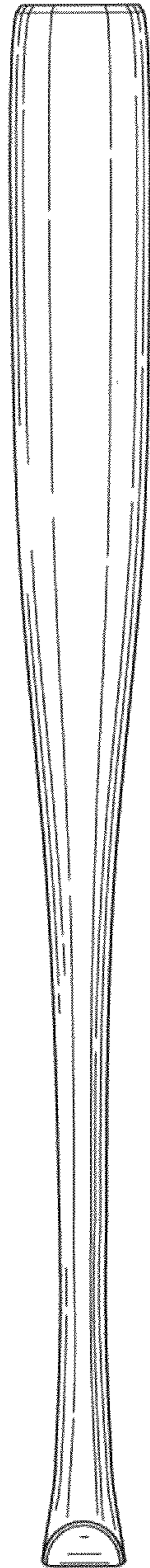


FIG. 10

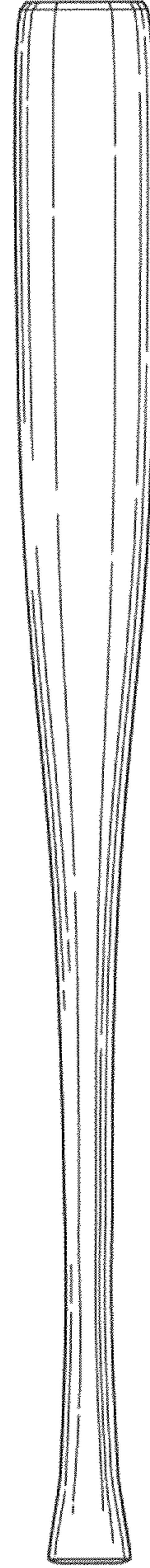


FIG. 11



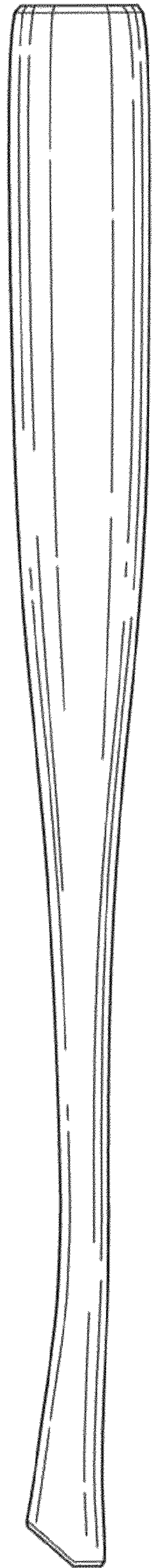


FIG. 12

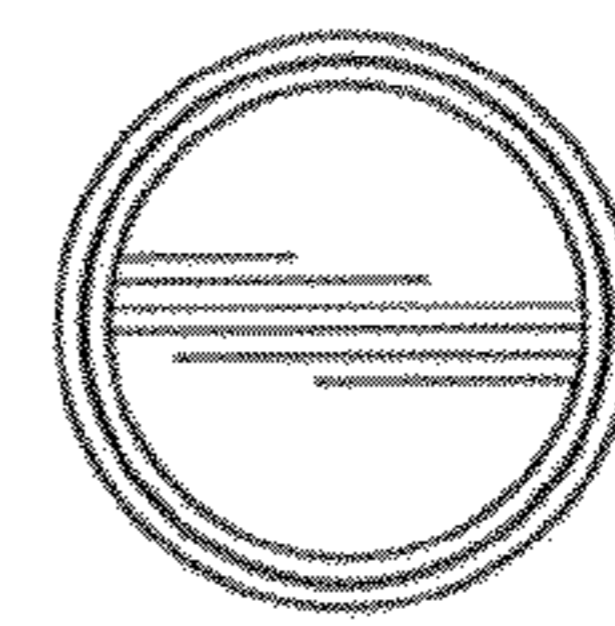


FIG. 13

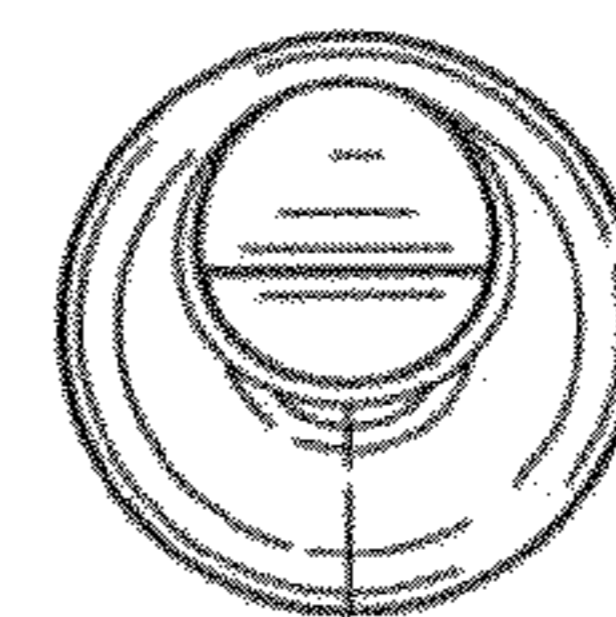


FIG. 14