



US00D714391S

(12) **United States Design Patent**
Gomes Da Silva Filho

(10) **Patent No.:** **US D714,391 S**

(45) **Date of Patent:** **** Sep. 30, 2014**

(54) **BOARD GAME FOR TWO PARTICIPANTS WITH PIECES AND BOARD**

Primary Examiner — George D Kirschbaum

(74) *Attorney, Agent, or Firm* — Richard M. Goldberg

(71) Applicant: **Gerson Gomes Da Silva Filho**, Bahia (BR)

(57) **CLAIM**

The ornamental design for a board game for two participants with pieces and board, as shown and described.

(72) Inventor: **Gerson Gomes Da Silva Filho**, Bahia (BR)

DESCRIPTION

(**) Term: **14 Years**

(21) Appl. No.: **29/480,019**

(22) Filed: **Jan. 22, 2014**

(30) **Foreign Application Priority Data**

Aug. 1, 2013 (BR) 30 2013 003749 5

(51) **LOC (10) Cl.** **21-01**

(52) **U.S. Cl.**
USPC **D21/366**

(58) **Field of Classification Search**
USPC D21/307–308, 334–368, 376–397;
273/236–287, 288–291
See application file for complete search history.

(56) **References Cited**

U.S. PATENT DOCUMENTS

D350,990 S * 9/1994 Taylor D21/349
D657,824 S * 4/2012 Sorrell D21/365


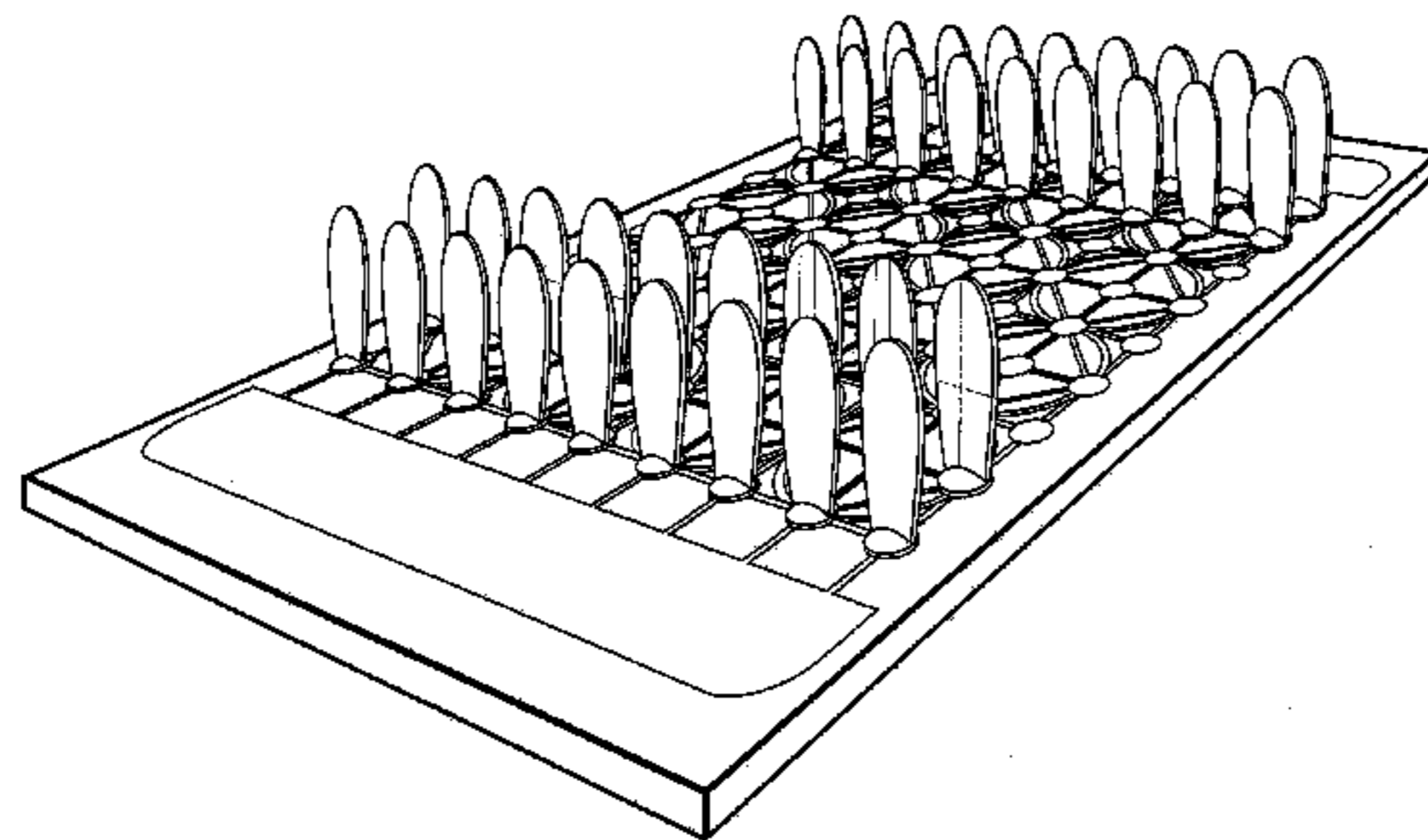
FOREIGN PATENT DOCUMENTS

BR PI8007337 7/1982
BR PI8400685 9/1985
BR M15301114-7 5/1994

* cited by examiner

FIG. 1 is a perspective view of the board game for two participants with pieces and board of my design;
FIG. 2 is a top plan view of the board only of my design;
FIG. 3 is a bottom plan view of the board only of my design;
FIG. 4 is a left side perspective view of my design, with the right side perspective view being the same;
FIG. 5 is a front perspective view of my design, with the rear perspective view being the same;
FIG. 6 is a left side elevational view of the board of my design, with the right side elevational view being the same;
FIG. 7 is a front elevational view of the board of my design, with the rear elevational view being the same;
FIG. 8 is a front elevational view of the plurality of the playing pieces, for use on one side of the board;
FIG. 9 is a perspective view of one playing piece of my design;
FIG. 10 is a front elevational view of the playing piece of FIG. 9;
FIG. 11 is a rear elevational view of the playing piece of FIG. 9;
FIG. 12 is a left side elevational view of the playing piece of FIG. 9;
FIG. 13 is a right side elevational view of the playing piece of FIG. 9;
FIG. 14 is a bottom plan view of the playing piece of FIG. 9;
and,
FIG. 15 is a top plan view of the playing piece of FIG. 9.

1 Claim, 8 Drawing Sheets



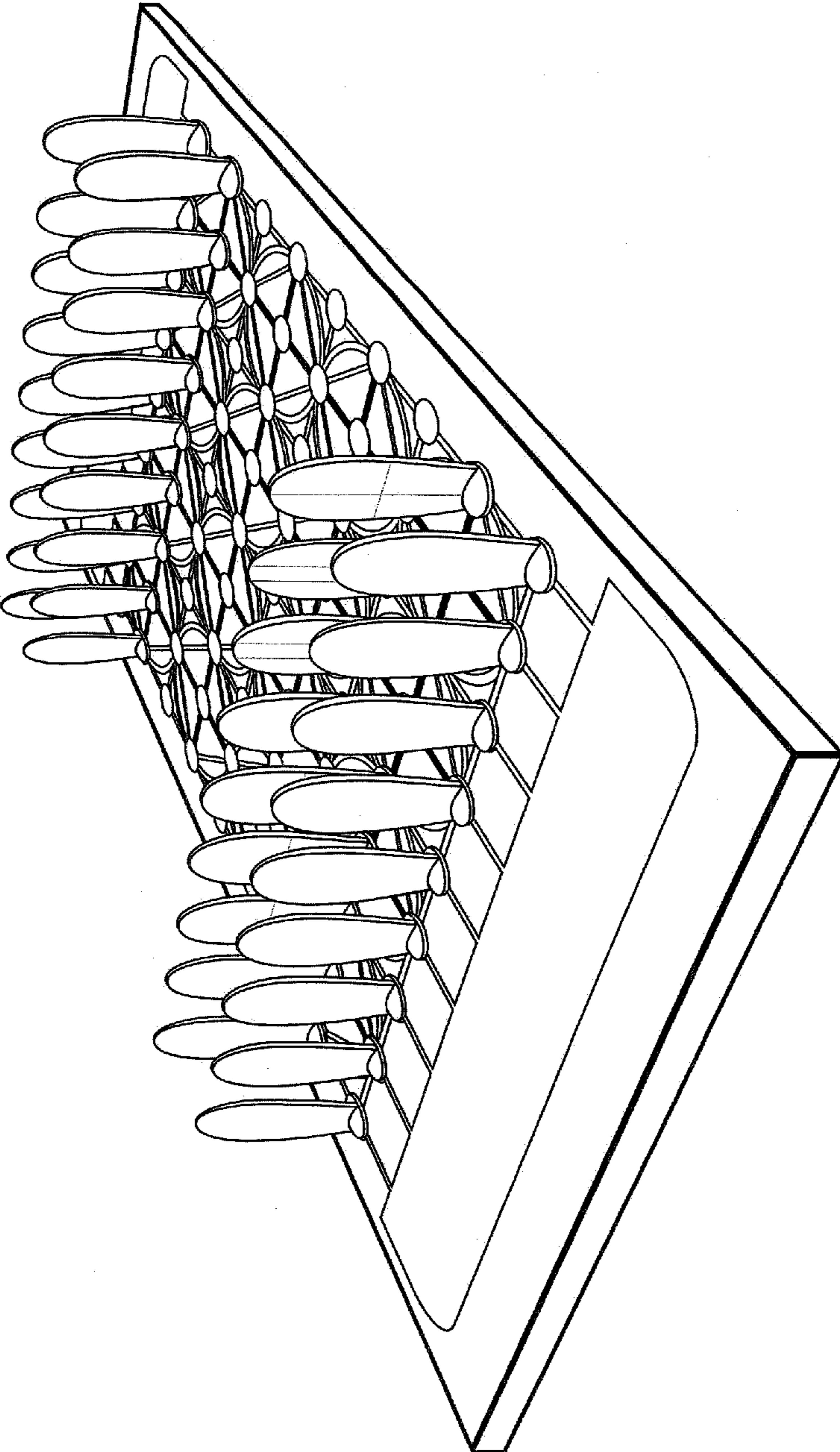


Fig. 1




Fig. 2




Fig. 3

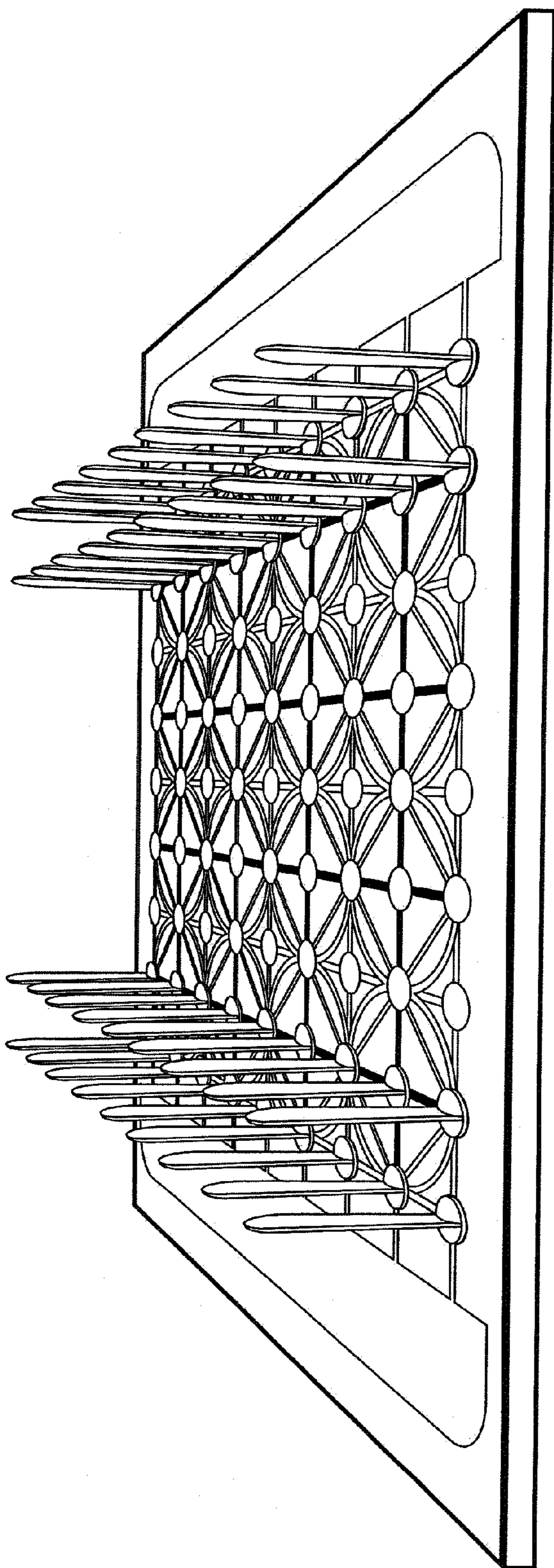


Fig. 4

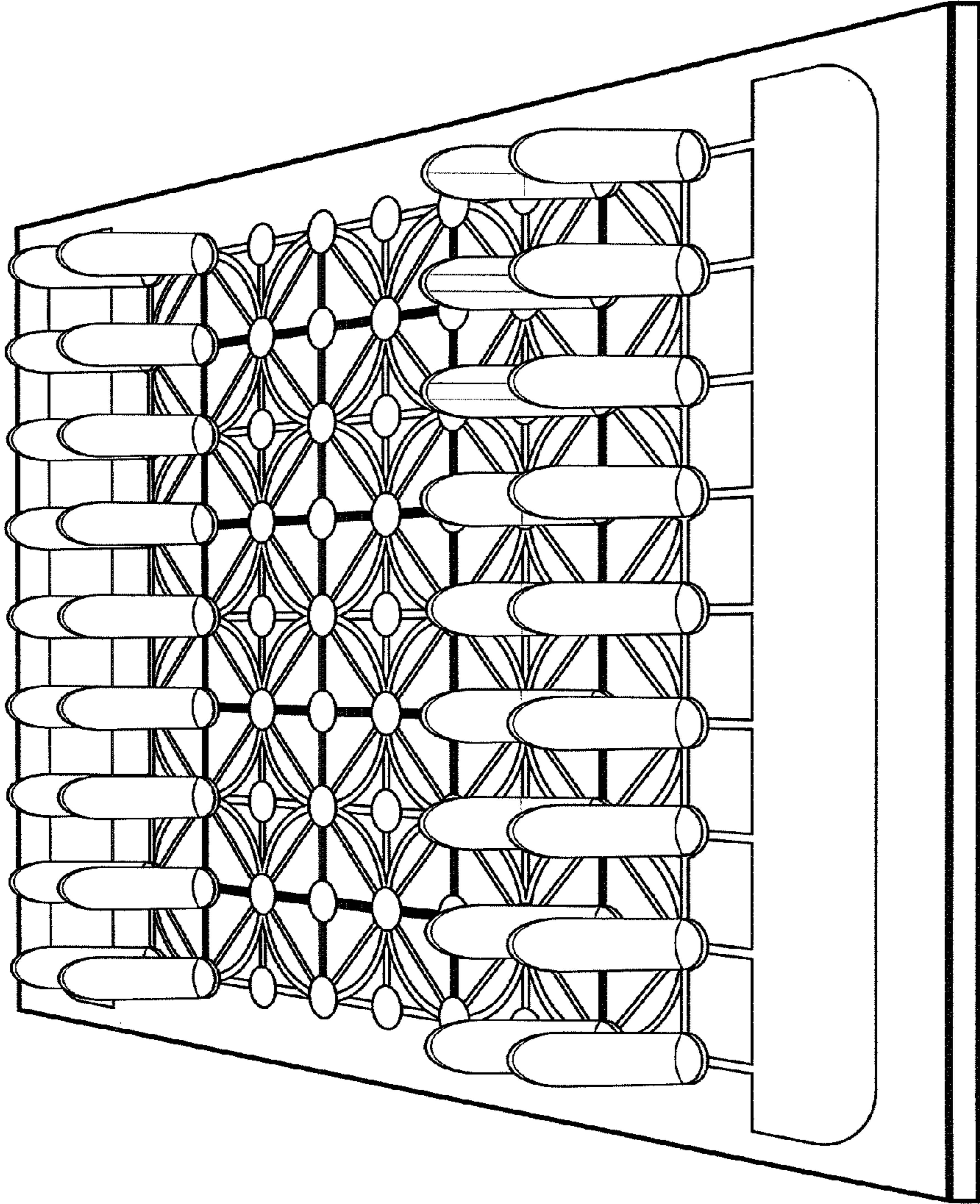


Fig. 5



Fig. 6

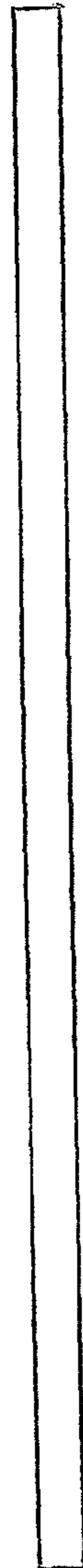


Fig. 7

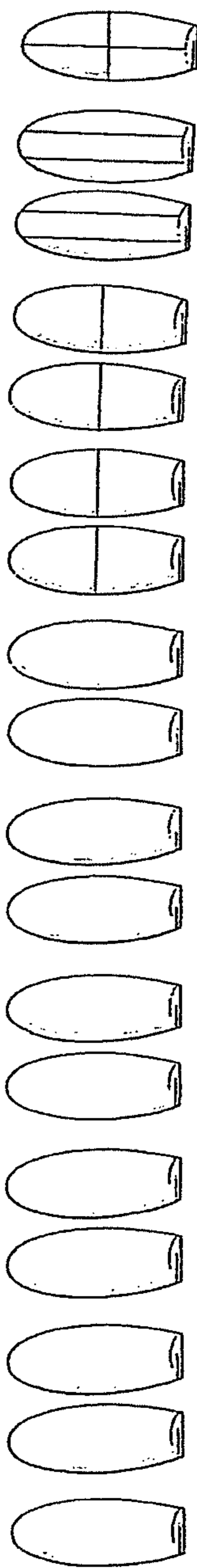


FIG. 8

Fig. 10




Fig. 11



Fig. 12

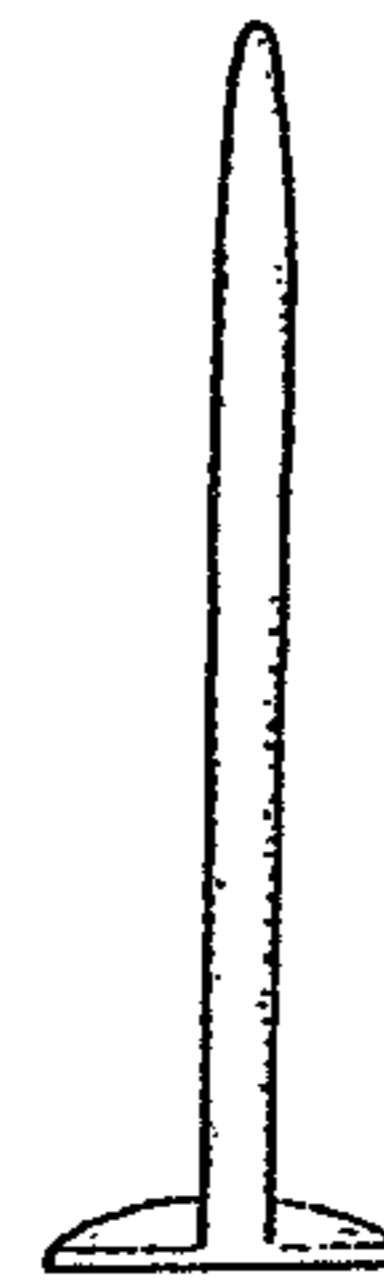


Fig. 13

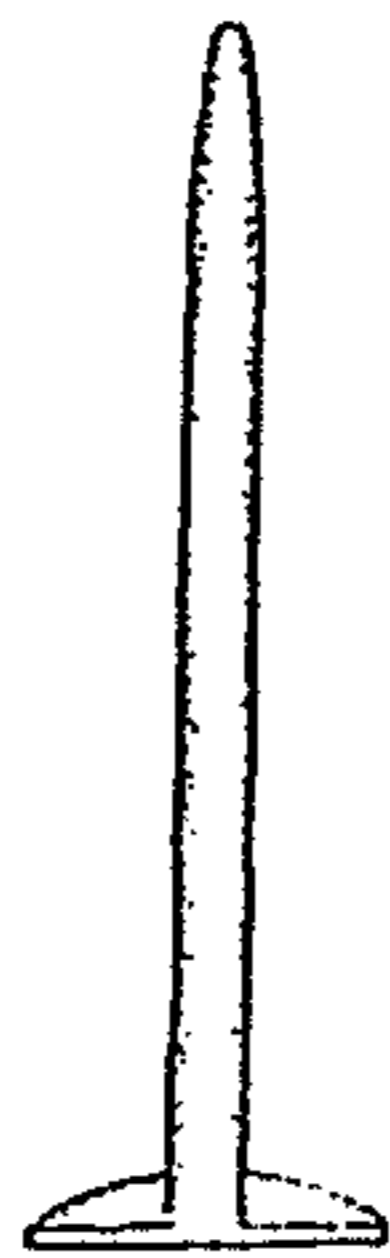


Fig. 14



Fig. 15

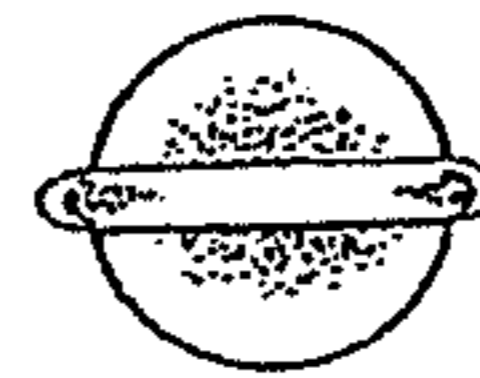


Fig. 9

