



US00D714311S

(12) **United States Design Patent**
Fujioka

(10) **Patent No.:** **US D714,311 S**

(45) **Date of Patent:** **** Sep. 30, 2014**

(54) **PAPER STAND**

(71) Applicant: **Robb Fujioka**, Manhattan Beach, CA
(US)

(72) Inventor: **Robb Fujioka**, Manhattan Beach, CA
(US)

(**) Term: **14 Years**

(21) Appl. No.: **29/483,647**

(22) Filed: **Feb. 28, 2014**

(51) **LOC (10) Cl.** **08-03**

(52) **U.S. Cl.**
USPC **D14/447**

(58) **Field of Classification Search**
USPC D14/447, 432, 433, 434, 439, 440, 451,
D14/452, 457, 459, 460, 461, 251, 253, 448,
D14/449, 450; D9/433, 455, 457; D20/10,
D20/25; D6/672, 674, 674.1, 678, 682,
D6/682.3; 40/124.05, 124.06, 124.07,
40/124.08, 124.09, 124.14, 124.16, 539;
248/917-924, 445, 447.1, 451, 456,
248/459, 460, 150, 152, 174, 188.6, 176.1;
361/679.02, 679.09, 679.21, 679.26,
361/679.3, 679.27, 679.55, 679.56

See application file for complete search history.

(56) **References Cited**

U.S. PATENT DOCUMENTS

1,656,620	A *	1/1928	Cossenias	40/539
D118,010	S *	12/1939	Broderick	D9/415
2,187,721	A *	1/1940	Wolfson	40/539
D264,817	S *	6/1982	Austin	D9/433
D266,989	S *	11/1982	Herwood	D9/457
5,010,669	A *	4/1991	Moran	40/539
5,317,823	A *	6/1994	Brunt, II	40/124.08
5,564,208	A *	10/1996	Bergman	40/539
5,592,768	A *	1/1997	Testa	40/786

5,888,595	A *	3/1999	Krattiger	428/12
5,983,538	A *	11/1999	Crowell	40/124.14
D426,725	S *	6/2000	Baharouzi	D6/450
D428,736	S *	8/2000	Aloisi	D6/453
6,382,581	B1 *	5/2002	Duff	248/459
D536,615	S *	2/2007	Dziaba et al.	D9/455
7,182,305	B2 *	2/2007	Dempsey	248/459
D537,827	S *	3/2007	Florindo	D14/450
7,418,794	B2 *	9/2008	Kittrell, III	40/124.16
D639,814	S *	6/2011	Farris-Gilbert et al.	D14/447
D643,635	S *	8/2011	Harding	D6/310
D651,213	S *	12/2011	Magness et al.	D14/447
D661,310	S *	6/2012	Belongia et al.	D14/447
D667,004	S *	9/2012	Goodrich	D14/253
D674,396	S *	1/2013	Yang et al.	D14/447
8,424,831	B2 *	4/2013	Lin	248/460
2013/0026329	A1 *	1/2013	Lane et al.	248/459

* cited by examiner

Primary Examiner — Angela J Lee

(74) *Attorney, Agent, or Firm* — Steptoe & Johnson LLP

(57) **CLAIM**

The ornamental design for a paper stand, as shown and described.

DESCRIPTION

FIG. 1 is a top, front, ride side, perspective view of the present invention;

FIG. 2 is front elevation view;

FIG. 3 is a rear elevation view;

FIG. 4 is a left side elevation view;

FIG. 5 is a right side elevation view;

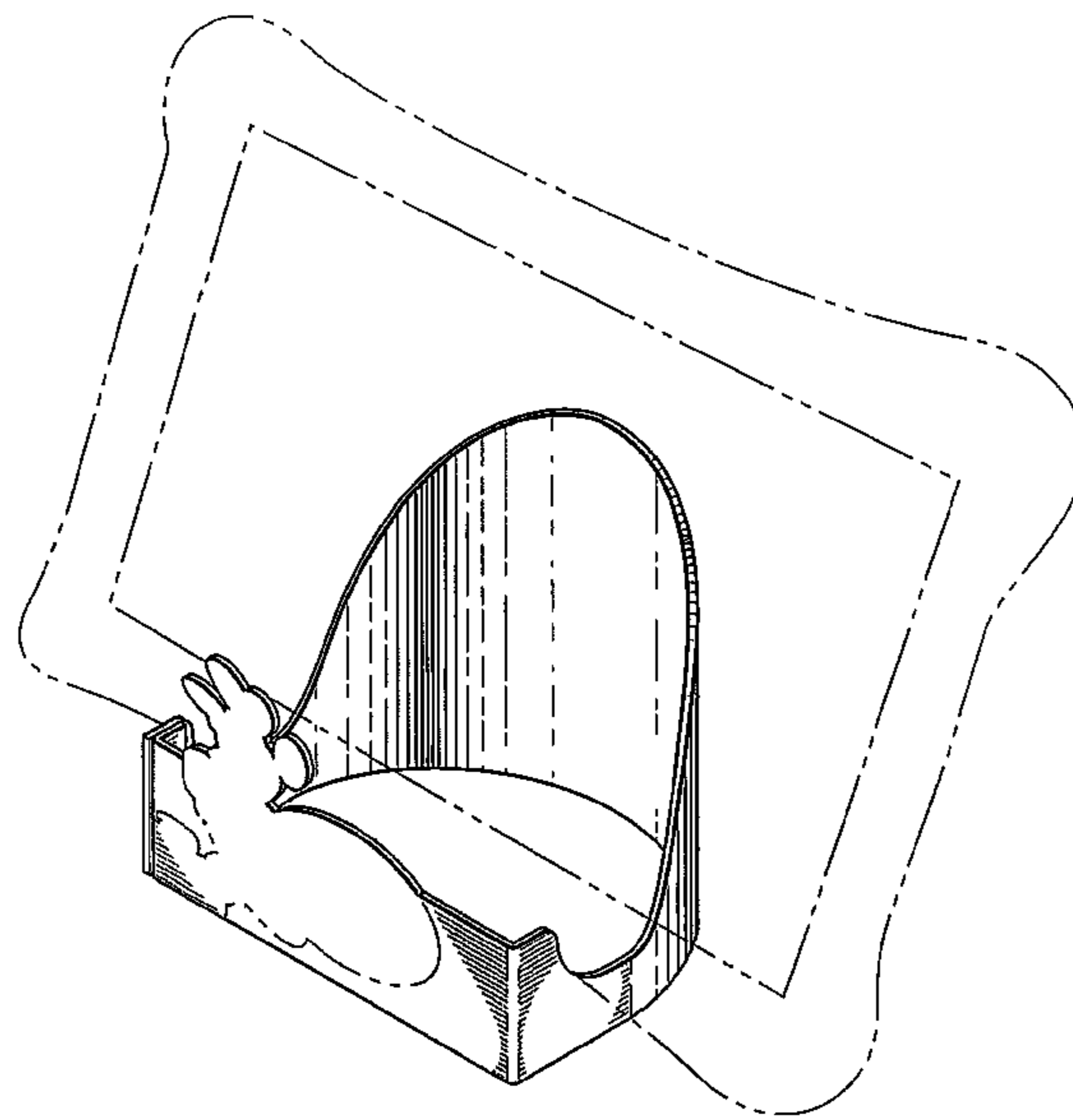
FIG. 6 is a top plan view;

FIG. 7 is a bottom plan view; and,

FIG. 8 is a view of the paper stand in a flat, unfolded position.

The broken lines shown in the drawings represent portions of the paper stand and a tablet that form no part of the claimed design.

1 Claim, 3 Drawing Sheets



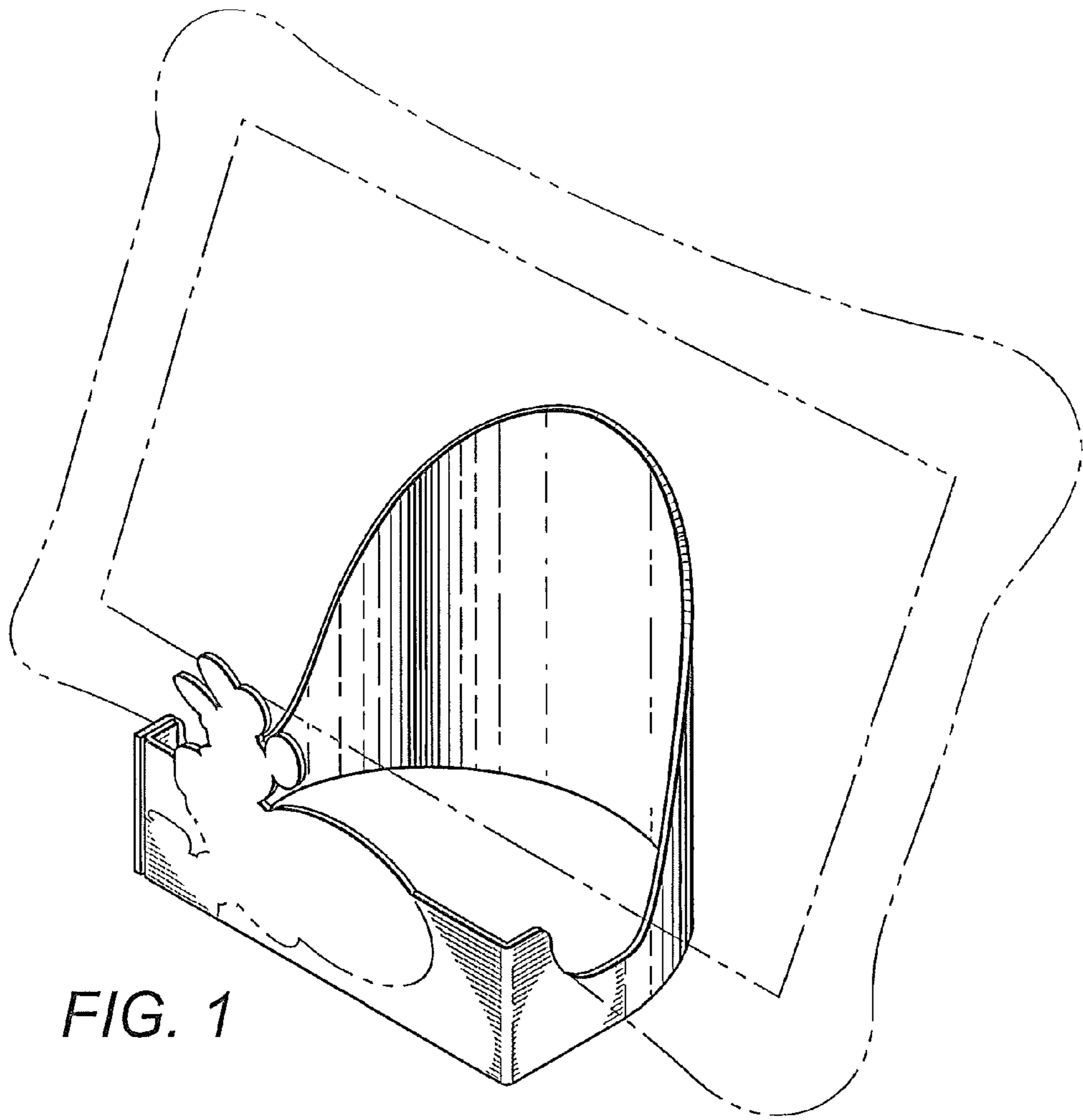


FIG. 1

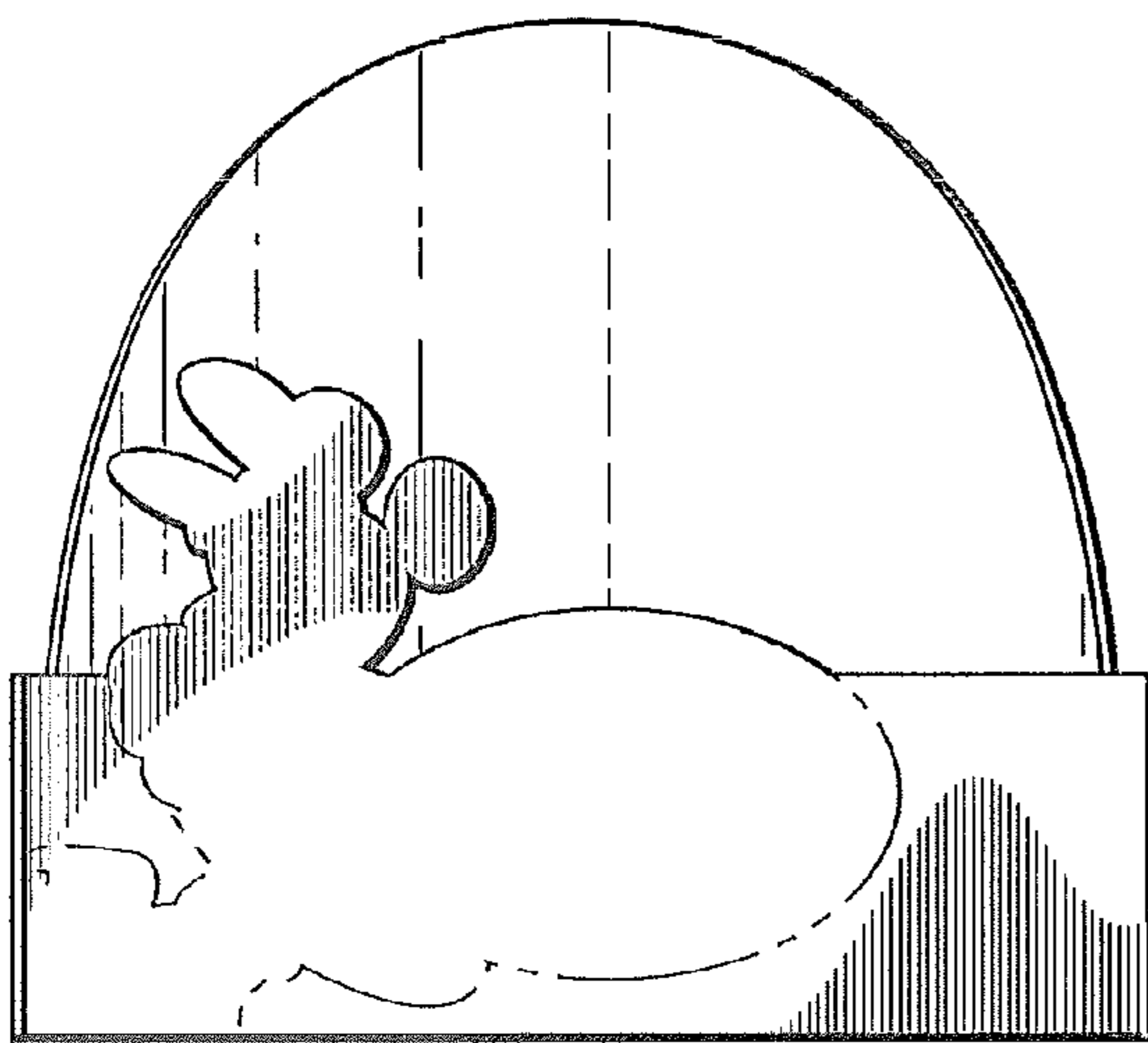


FIG. 2

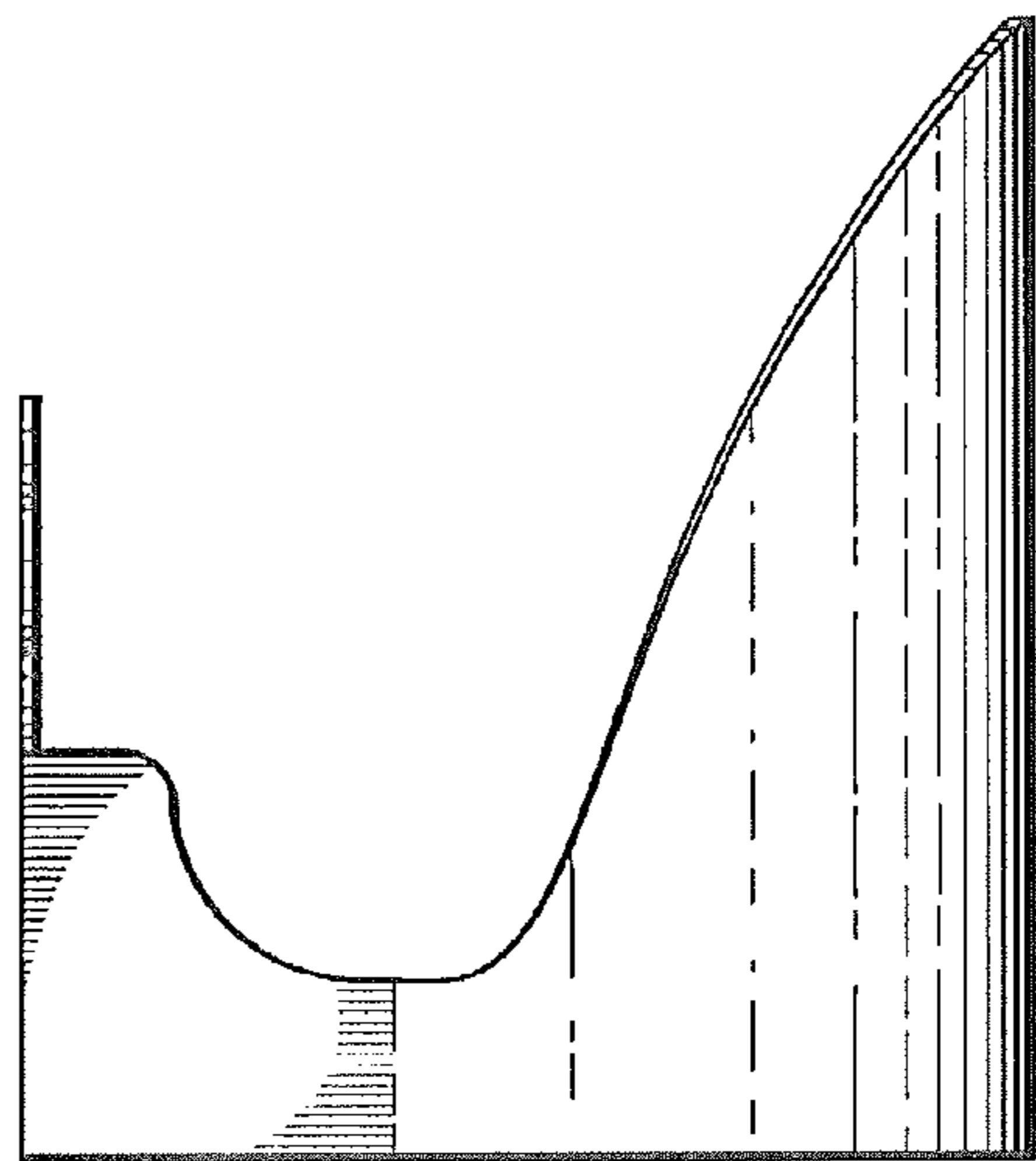


FIG. 5

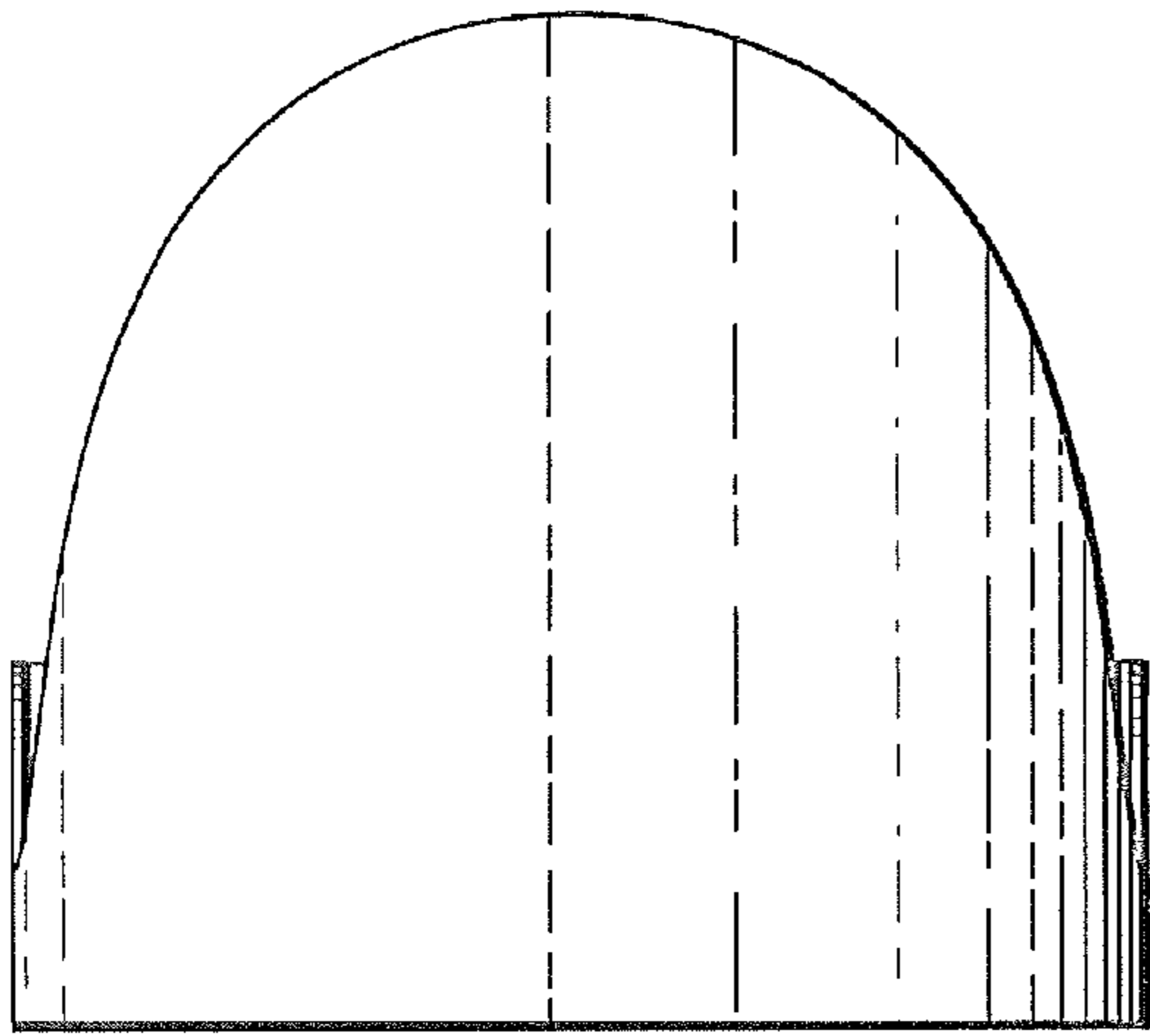


FIG. 3

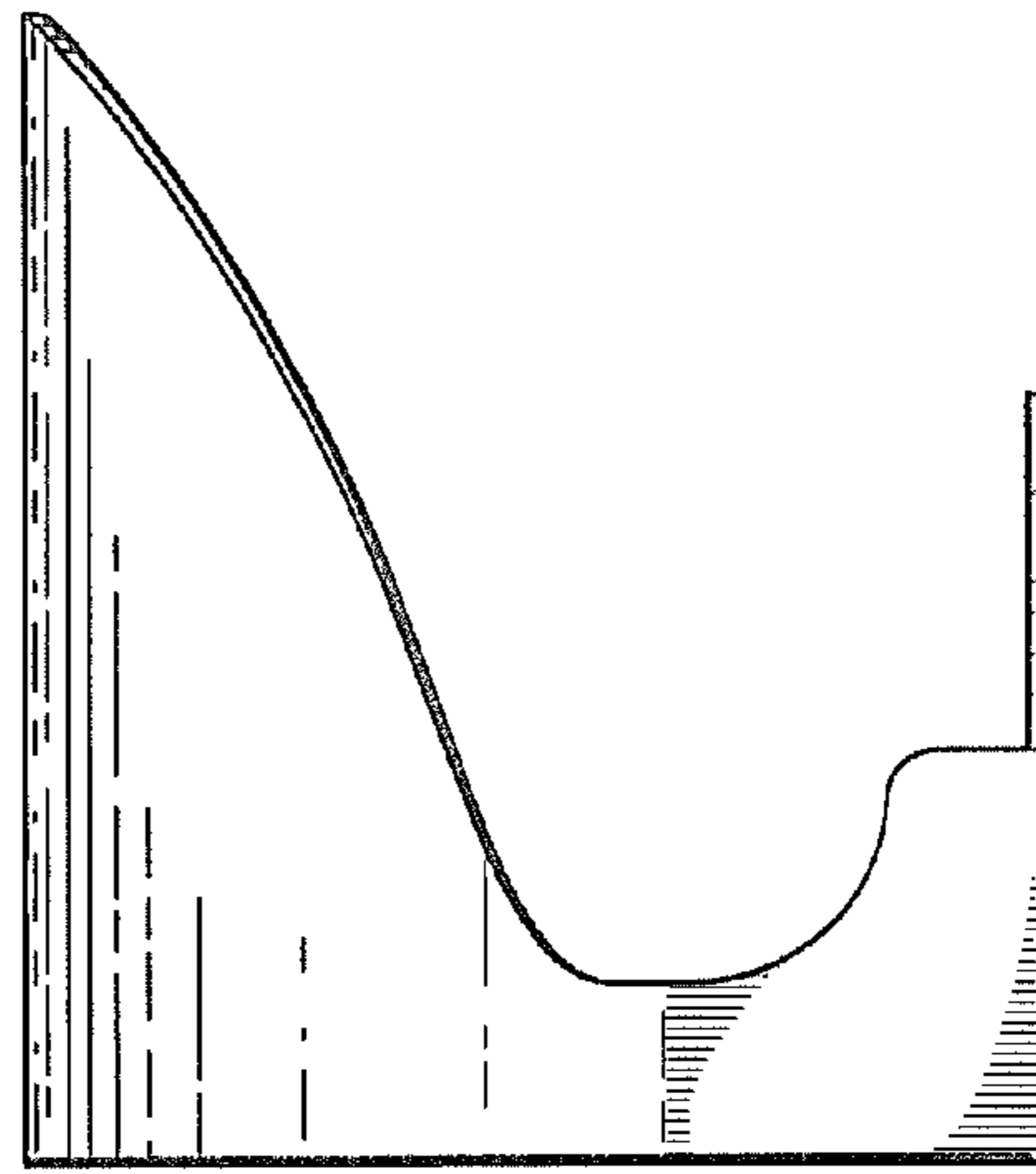


FIG. 4

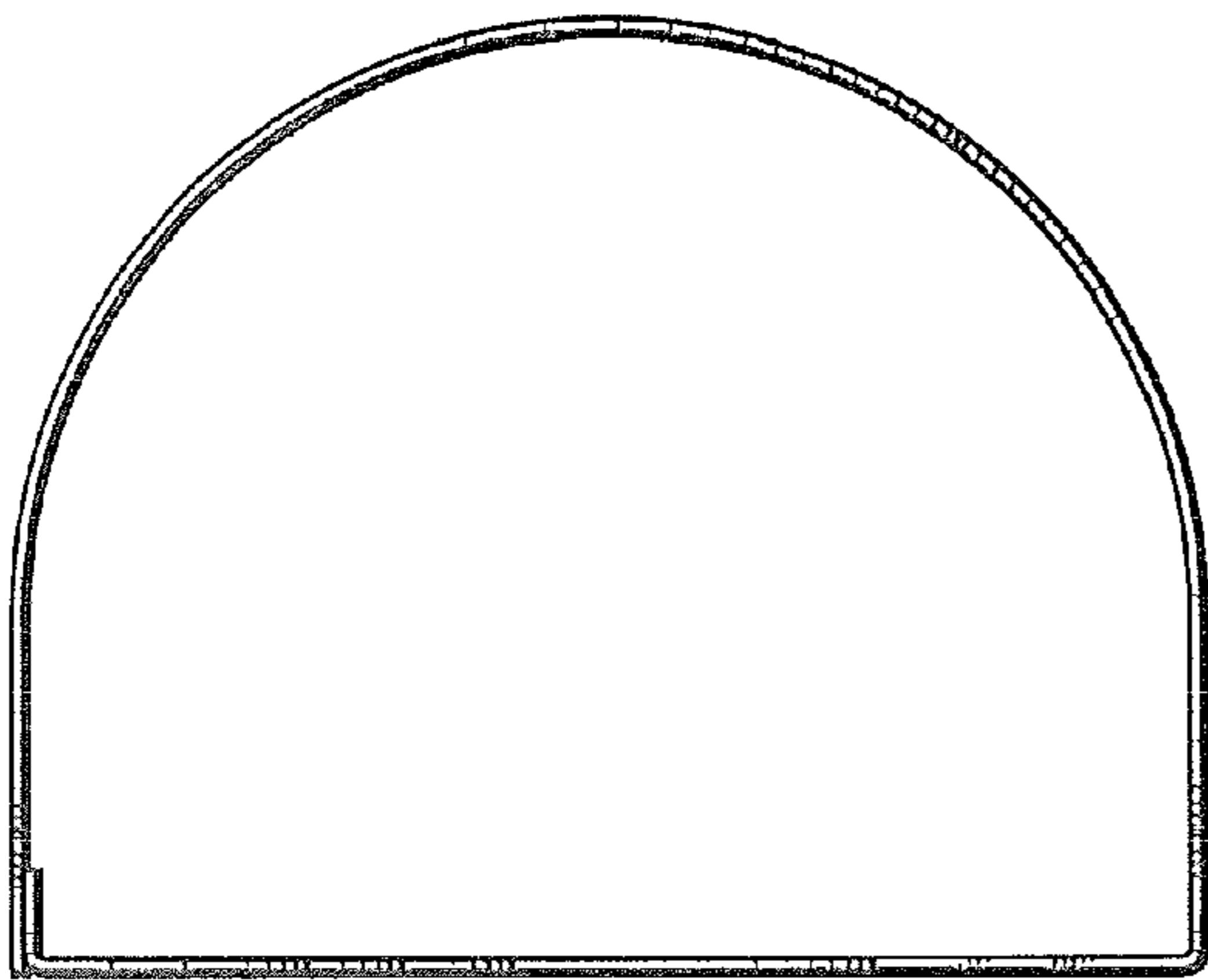


FIG. 6

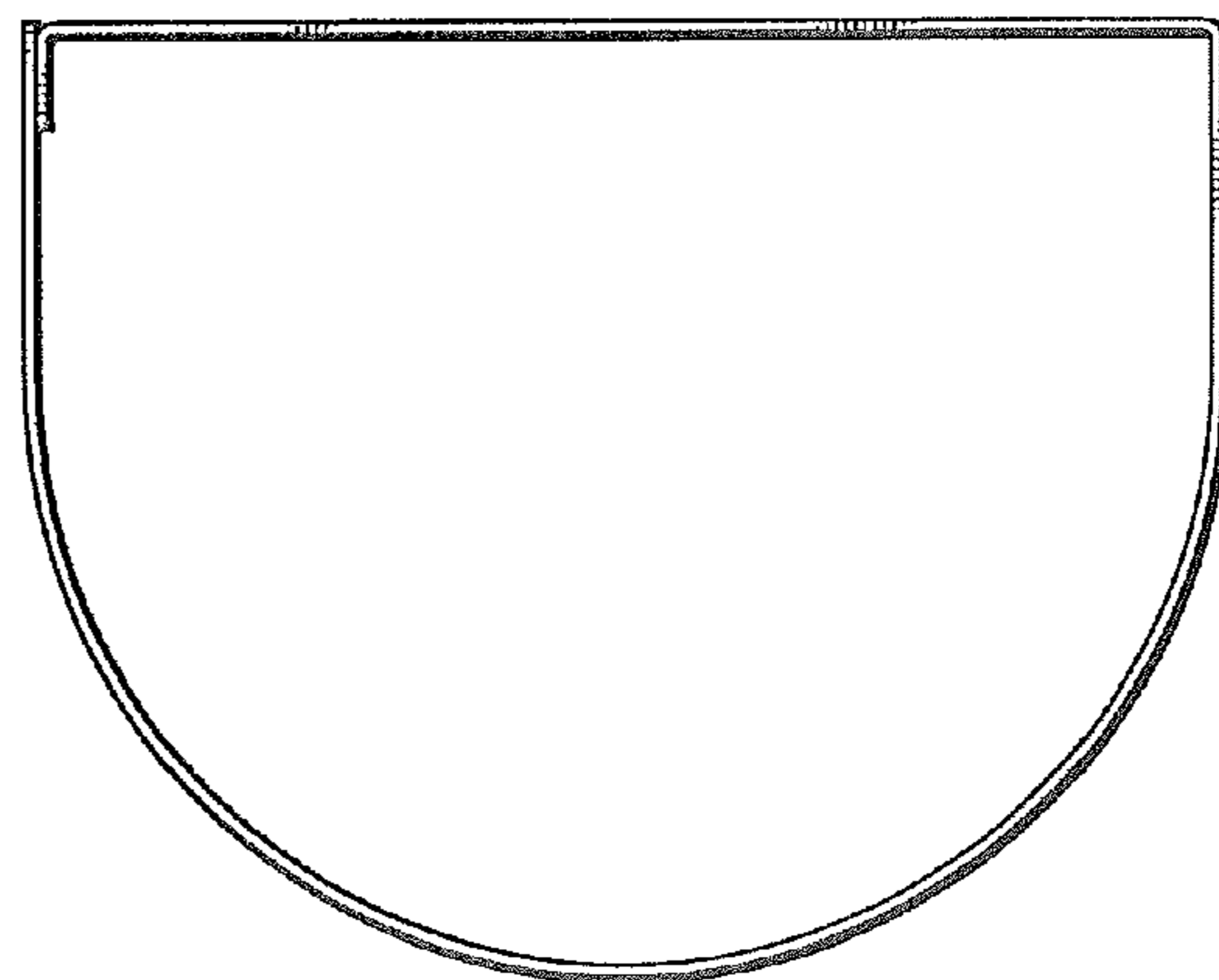


FIG. 7

