



US00D714284S

(12) **United States Design Patent**
Lin et al.

(10) **Patent No.:** **US D714,284 S**
(45) **Date of Patent:** **** Sep. 30, 2014**

(54) **PORTABLE COMPUTER**

(71) Applicant: **Hon Hai Precision Industry Co., Ltd.**,
New Taipei (TW)

(72) Inventors: **Tay-Yang Lin**, New Taipei (TW);
Chin-Feng Chen, New Taipei (TW);
Chia-Jung Liu, New Taipei (TW);
Shu-Ming Liu, New Taipei (TW);
Yi-Ru Lai, New Taipei (TW)

(73) Assignee: **Hon Hai Precision Industry Co., Ltd.**,
New Taipei (TW)

(**) Term: **14 Years**

(21) Appl. No.: **29/450,915**

(22) Filed: **Mar. 26, 2013**

(30) **Foreign Application Priority Data**

Jan. 25, 2013 (TW) 102300656 A

(51) **LOC (10) Cl.** **14-02**

(52) **U.S. Cl.**
USPC **D14/315**

(58) **Field of Classification Search**

CPC G09B 13/04
USPC D14/315-327, 439; D18/1, 2, 7, 11;
235/145 A, 145 R; 341/22, 23; 345/104,
345/156, 168, 169, 173; 361/679.08,
361/679.09, 679.11, 679.26, 679.27;
16/367

See application file for complete search history.

(56) **References Cited**

U.S. PATENT DOCUMENTS

D633,905 S * 3/2011 Ke et al. D14/315
D650,378 S * 12/2011 Lee et al. D14/315
D651,599 S * 1/2012 Kim et al. D14/315

* cited by examiner

Primary Examiner — Freda S Nunn

(74) *Attorney, Agent, or Firm* — Novak Druce Connolly
Bove + Quigg LLP



(57) **CLAIM**

The ornamental design for a portable computer, as shown and
described.

DESCRIPTION

FIG. 1 is a perspective view of a portable computer showing
our new design;
FIG. 2 is a front elevational view thereof;
FIG. 3 is a rear elevational view thereof;
FIG. 4 is a left side elevational view thereof;
FIG. 5 is a right side elevational view thereof;
FIG. 6 is a top plan view thereof;
FIG. 7 is a bottom plan view thereof; and,
FIG. 8 is a perspective view of another aspect of the portable
computer, showing parts of the portable computer opened.
The broken lines shown in the figures form no part of the
claimed design and the shade lines in the figures show contour
and not surface ornamentation.

1 Claim, 8 Drawing Sheets



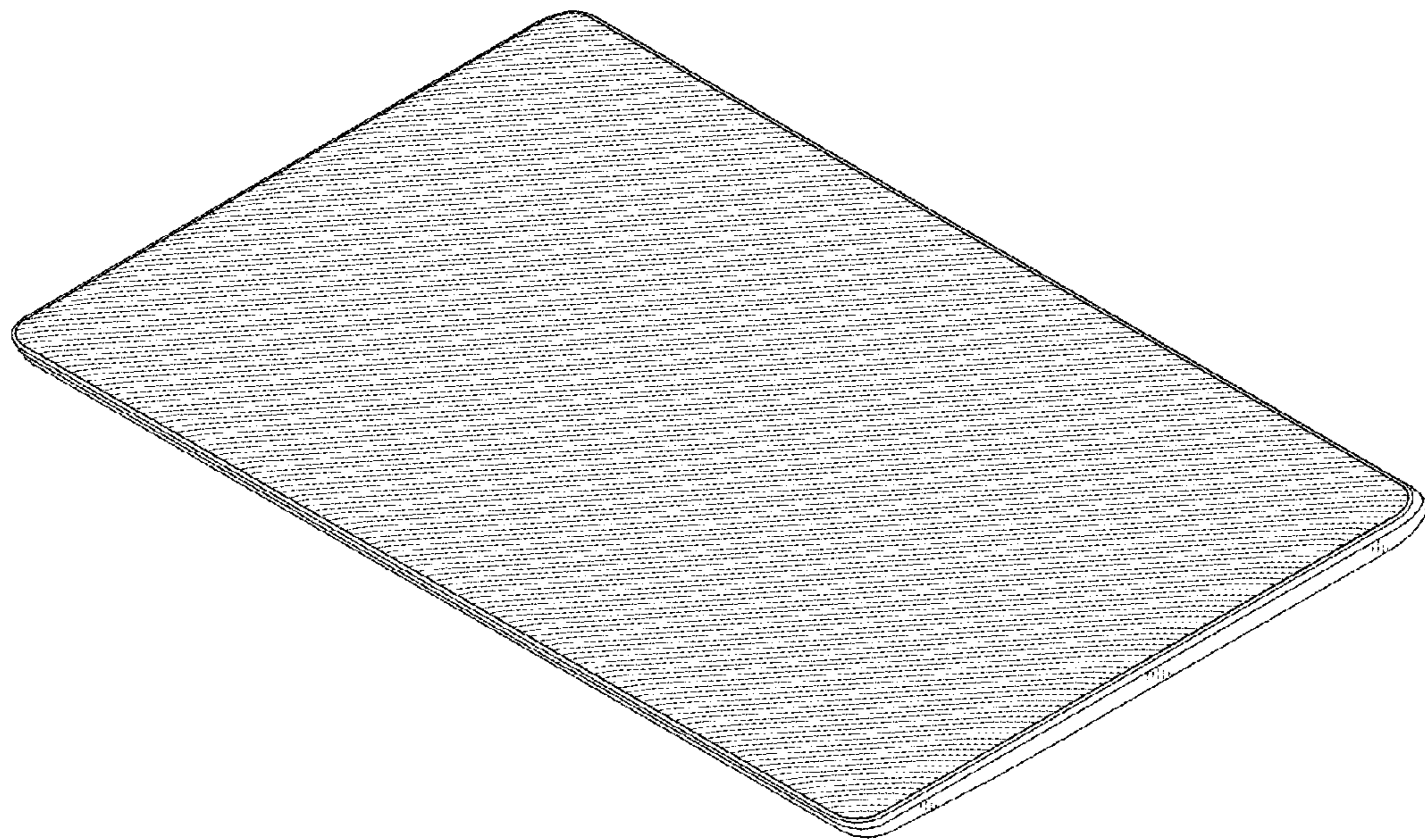


FIG. 1




FIG. 2




FIG. 3




FIG. 4




FIG. 5



FIG. 6




FIG. 7




FIG. 8