



US00D714279S

(12) **United States Design Patent**  
**McCurry**

(10) **Patent No.:** **US D714,279 S**

(45) **Date of Patent:** **\*\* Sep. 30, 2014**

(54) **PROTECTIVE CASE FOR A TELEPHONE**

(71) Applicant: **Christopher M. McCurry**, Kensington, MD (US)

(72) Inventor: **Christopher M. McCurry**, Kensington, MD (US)

(\*\*) Term: **14 Years**

(21) Appl. No.: **29/462,258**

(22) Filed: **Jul. 31, 2013**

(51) **LOC (10) Cl.** ..... **14-03**

(52) **U.S. Cl.**  
USPC ..... **D14/250**

(58) **Field of Classification Search**  
USPC ..... D14/250–253, 440, 203.3–203.7, 217, D14/496, 248, 238.1, 240, 447, 341–347, D14/444; D13/103, 107–108, 119; D3/201, D3/218, 247, 269, 273, 301, 303; 248/176.3, 188.8, 309.1, 371, 668; 361/220, 379.01, 679.01, 679.02, 361/679.09, 679.21, 679.25, 679.3, 679.4, 361/679.56, 679.57, 759, 807, 816; 379/433.11, 451, 455; 455/556.1, 557, 455/566, 575.1, 575.2, 575.8; 206/37, 45.2, 206/305, 320, 216; 320/108, 115; 429/96; 220/4.02; 150/165; 174/50; 235/41, 235/375, 462; 312/223.1; 396/535

See application file for complete search history.

(56) **References Cited**

**U.S. PATENT DOCUMENTS**

D574,819 S \* 8/2008 Andre et al. .... D3/269  
D623,180 S \* 9/2010 Diebel ..... D14/250

D669,062 S \* 10/2012 Rothbaum et al. .... D14/250  
D669,063 S \* 10/2012 Rothbaum et al. .... D14/250  
D673,554 S \* 1/2013 Simmer ..... D14/250  
D676,032 S \* 2/2013 Stump et al. .... D14/250  
D677,250 S \* 3/2013 Takamoto ..... D14/250  
D678,869 S \* 3/2013 Diebel ..... D14/250  
8,439,191 B1 \* 5/2013 Lu ..... 206/320  
8,442,604 B1 \* 5/2013 Diebel ..... 455/575.8  
D685,779 S \* 7/2013 Schriefer et al. .... D14/250  
D686,605 S \* 7/2013 Palmeri ..... D14/250  
2012/0154991 A1 \* 6/2012 Lei ..... 361/679.01  
2012/0309475 A1 \* 12/2012 Johnson ..... 455/575.8  
2013/0057126 A1 \* 3/2013 Rajeswaran et al. .... 312/223.1

\* cited by examiner

*Primary Examiner* — Carla Jobe Wright

(74) *Attorney, Agent, or Firm* — Stephen L’Petenson

(57) **CLAIM**


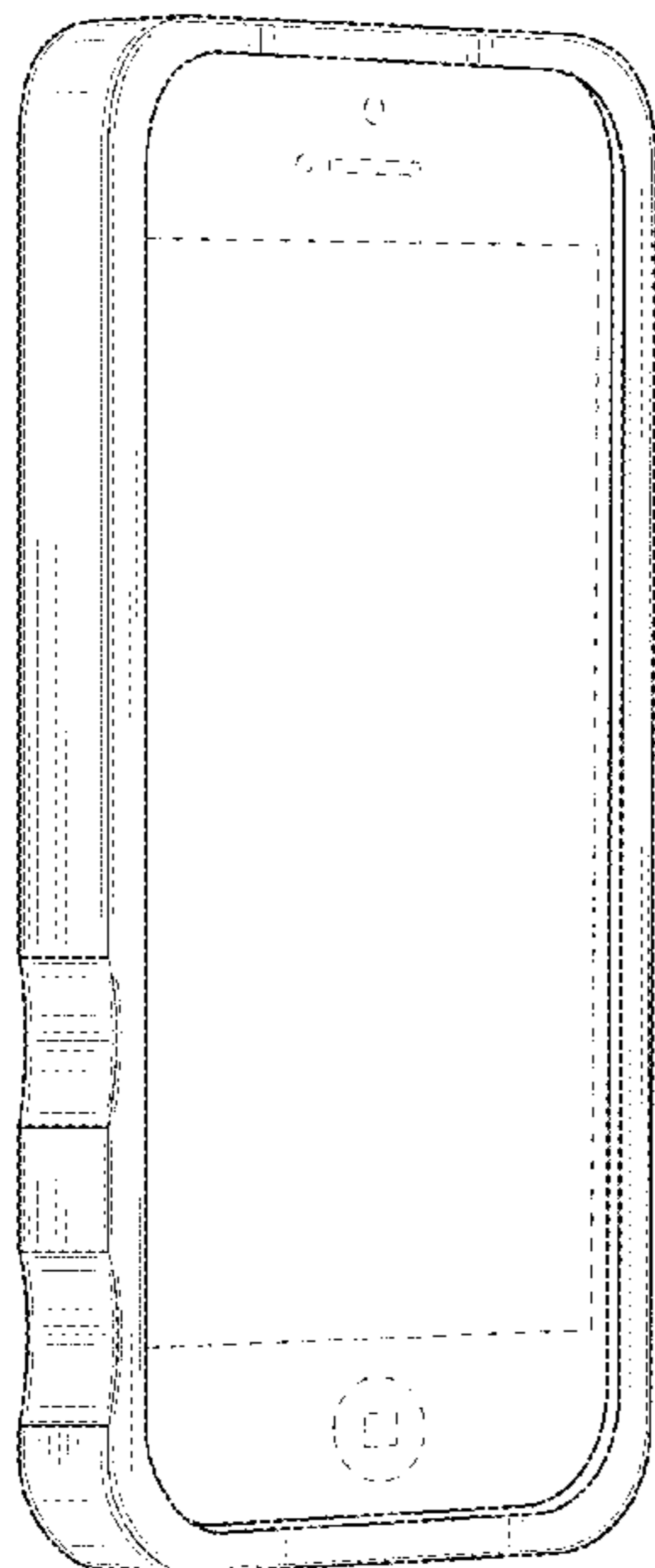
The ornamental design for a protective case for a telephone, as shown and described.

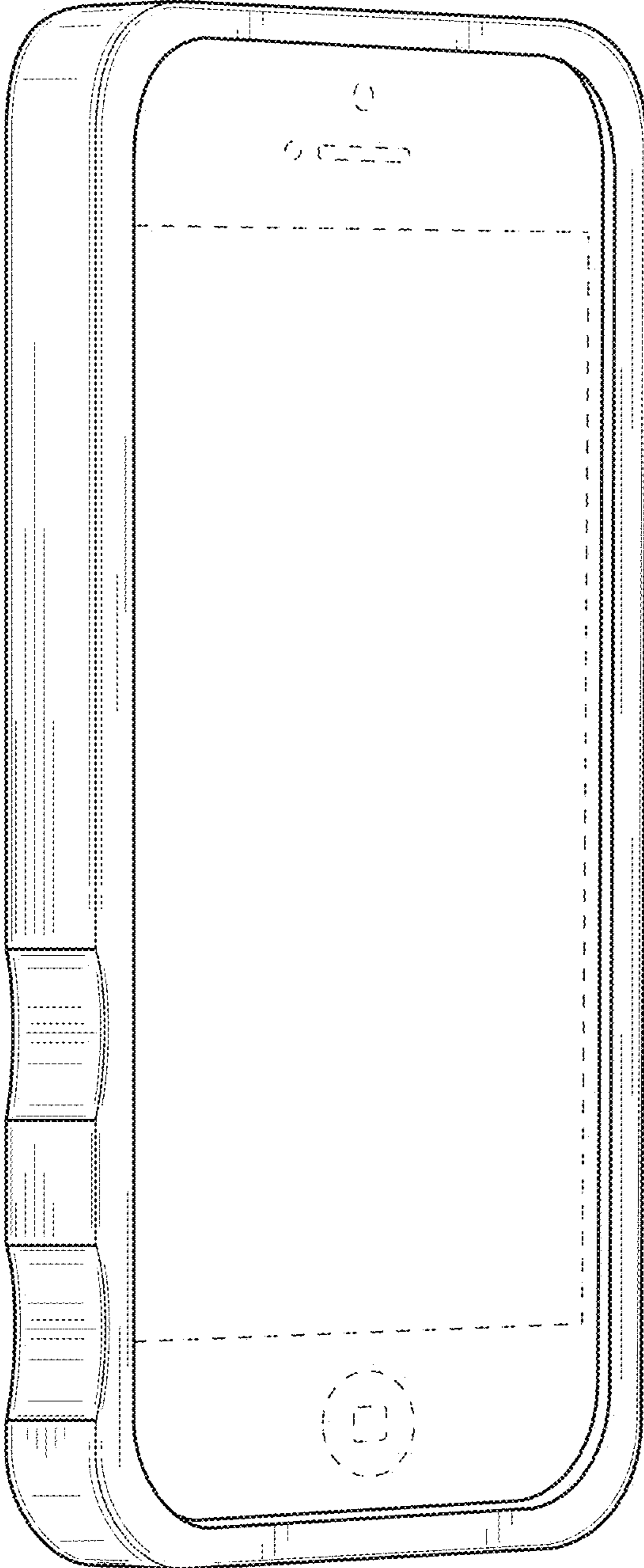
**DESCRIPTION**

FIG. 1 is a perspective view of a protective case for a telephone showing my new design; FIG. 2 is a front view thereof; FIG. 3 is a rear view thereof; FIG. 4 is a left side elevation view thereof; FIG. 5 is a right side elevation view thereof; FIG. 6 is a top plan view thereof; and, FIG. 7 is a bottom view thereof.


In FIGS. 1 and 2, the unshaded surface and the broken lines thereon depict an unclaimed telephone. My design includes a second embodiment of a protective case for a telephone that comprises a mirror image of the embodiment depicted.

**1 Claim, 5 Drawing Sheets**







**FIG. 1**




**FIG. 2**



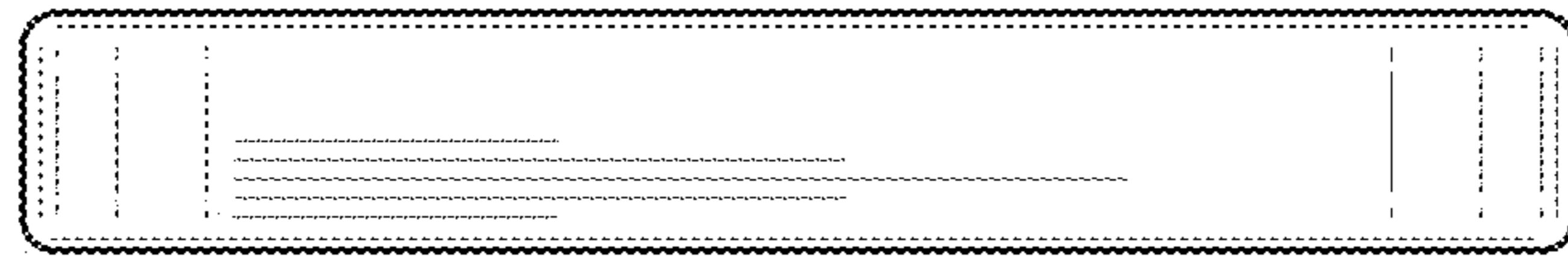
**FIG. 3**




**FIG. 4**



**FIG. 5**



**FIG. 6**



**FIG. 7**