



US00D714276S

(12) **United States Design Patent**  
**Hu et al.**

(10) **Patent No.:** **US D714,276 S**  
(45) **Date of Patent:** **\*\* Sep. 30, 2014**

- (54) **CASE FOR A CELL PHONE**
- (71) Applicants: **Li-Ming Hu**, New Taipei (TW);  
**Chih-Sheng Wang**, New Taipei (TW);  
**Yu-Chun Lu**, New Taipei (TW)
- (72) Inventors: **Li-Ming Hu**, New Taipei (TW);  
**Chih-Sheng Wang**, New Taipei (TW);  
**Yu-Chun Lu**, New Taipei (TW)
- (73) Assignee: **Taer Innovation Co., Ltd.**, New Taipei (TW)
- (\*\*) Term: **14 Years**
- (21) Appl. No.: **29/441,589**
- (22) Filed: **Jan. 7, 2013**
- (51) **LOC (10) Cl.** ..... **14-03**
- (52) **U.S. Cl.**  
USPC ..... **D14/250**
- (58) **Field of Classification Search**  
CPC ..... A45C 2011/002; A45C 13/002; H04B 1/3888; H04M 1/04; H04M 1/0202; H04M 1/0283; H04M 1/0262; H04M 1/185  
USPC ..... D14/250, 137, 138 AA, 217, 238.1, 248, D14/251, 252, 253, 346, 440, 496, 356; D13/107, 108; 455/575.1, 575.8, 95, 455/93; 220/4.02; 206/305, 320, 251, 45.2  
See application file for complete search history.

D679,699	S	*	4/2013	Piedra et al.	.....	D14/250
D680,107	S	*	4/2013	Piedra et al.	.....	D14/250
8,560,014	B1	*	10/2013	Hu et al.	.....	455/557
8,676,281	B1	*	3/2014	Caulder et al.	.....	455/575.8
8,781,109	B2	*	7/2014	Hong	.....	379/451
2012/0103844	A1	*	5/2012	Piedra et al.	.....	206/320
2013/0045782	A1	*	2/2013	Simmer	.....	455/575.8
2014/0024418	A1	*	1/2014	Hu et al.	.....	455/575.8

\* cited by examiner

*Primary Examiner* — Deanna L Pratt

*Assistant Examiner* — Lilyana Bekic

(56) **References Cited**  
U.S. PATENT DOCUMENTS

- D662,923 S \* 7/2012 Piedra et al. .... D14/250
- D669,062 S \* 10/2012 Rothbaum et al. .... D14/250

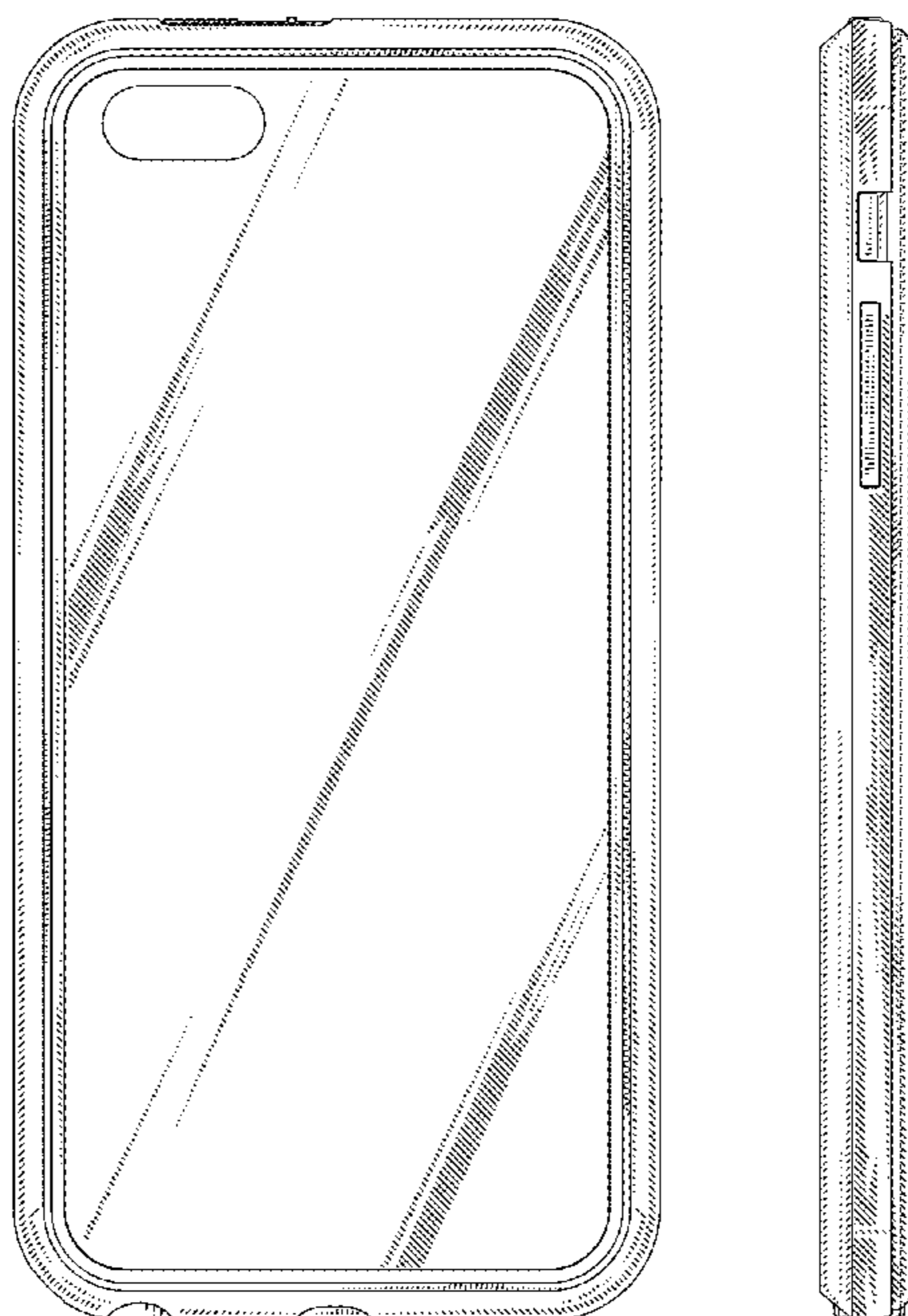
(57) **CLAIM**

The ornamental design for a case for a cell phone, as shown and described.

**DESCRIPTION**

FIG. 1 is a perspective view of a case for a cell phone showing our new design;  
 FIG. 2 is a front view thereof;  
 FIG. 3 is a rear view thereof;  
 FIG. 4 is a left side view thereof;  
 FIG. 5 is a right side view thereof;  
 FIG. 6 is a top plan view thereof;  
 FIG. 7 is a bottom plan view thereof; and,  
 FIG. 8 is a perspective view of the case for a cell phone with the screen removed.

**1 Claim, 6 Drawing Sheets**



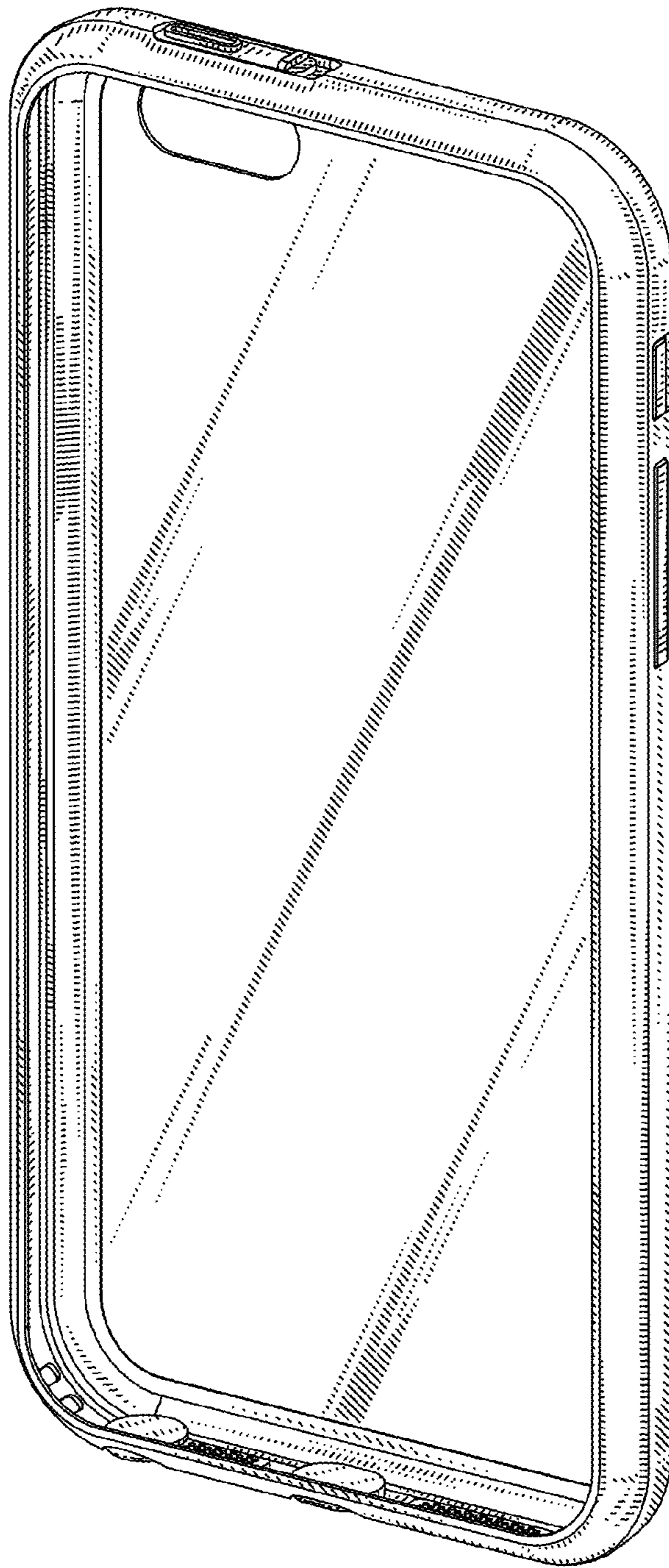


FIG. 1

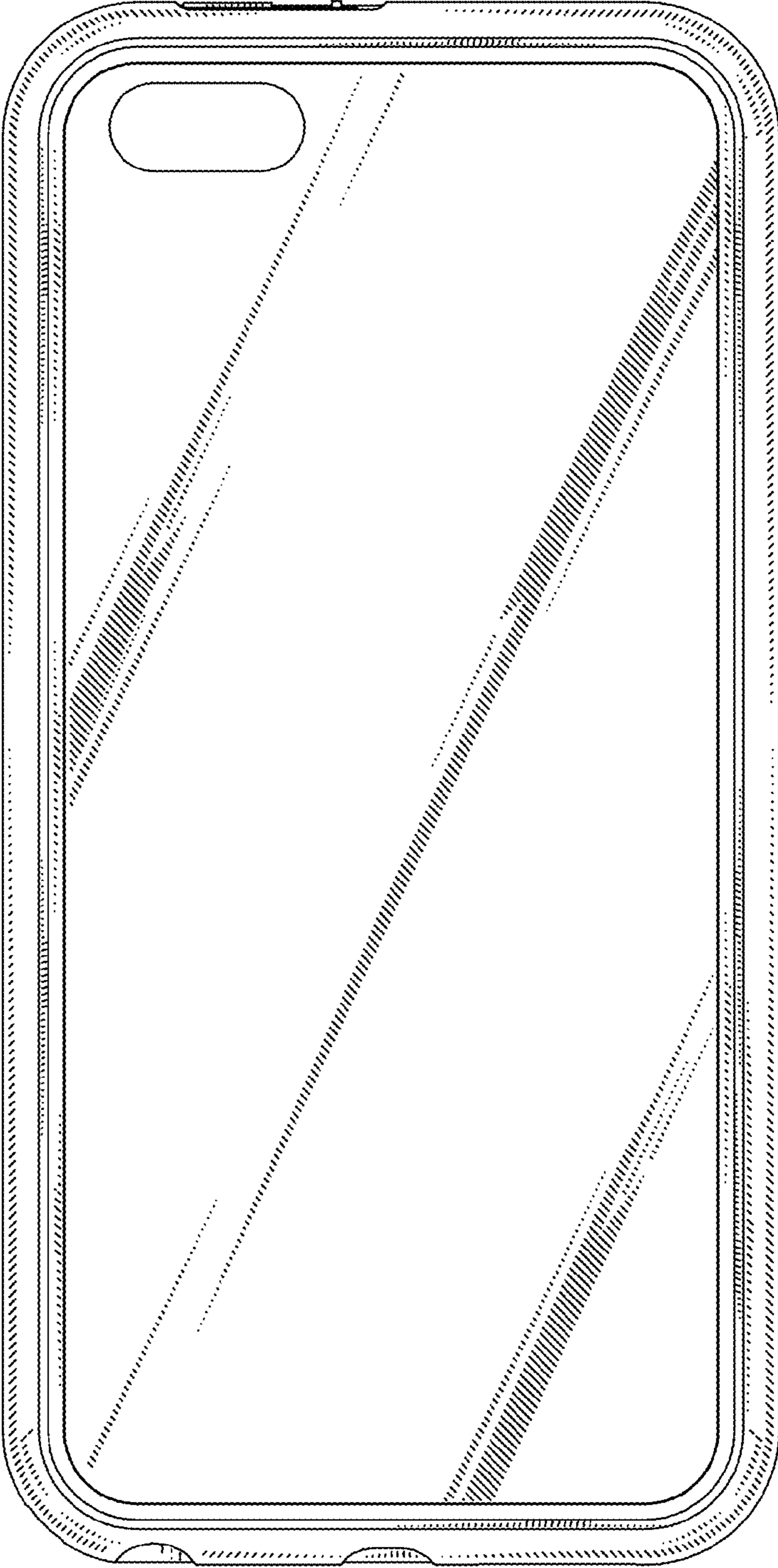


FIG. 2

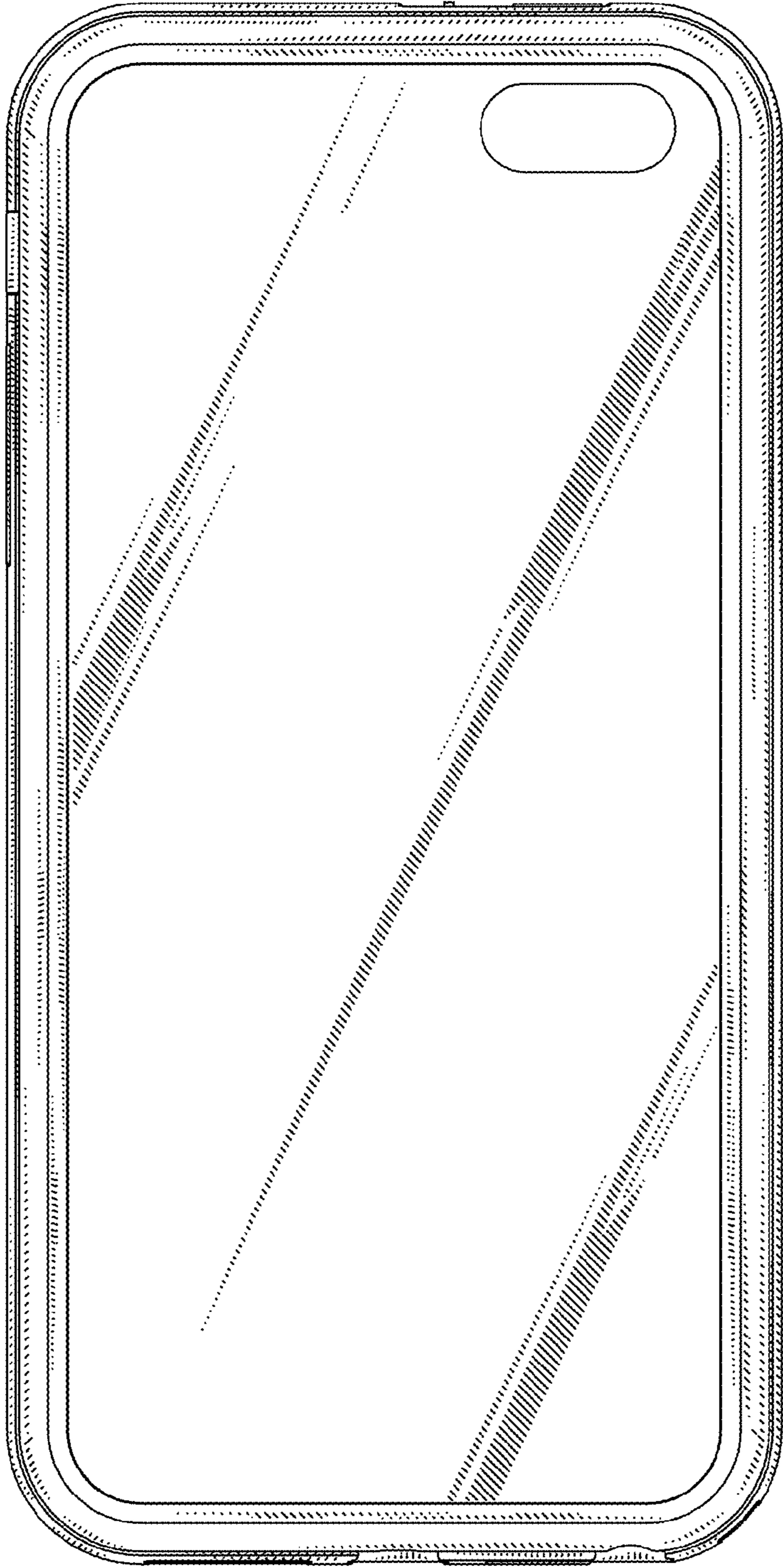


FIG. 3




FIG. 4




FIG. 5

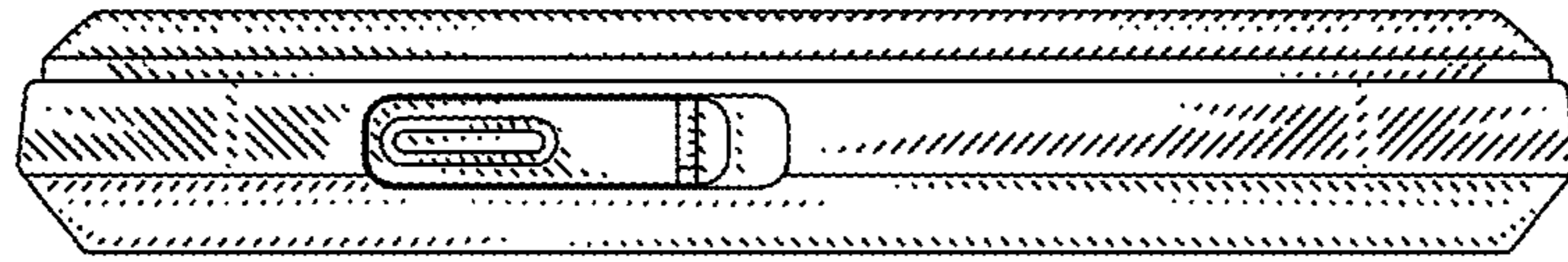


FIG. 6

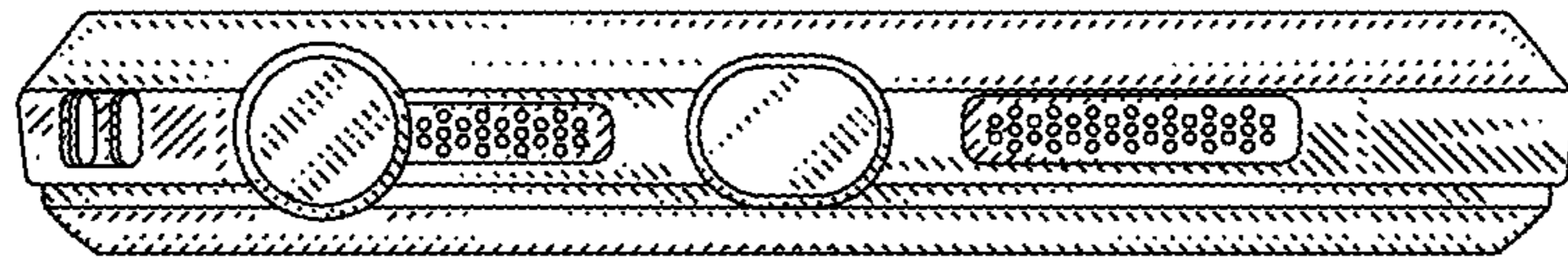


FIG. 7

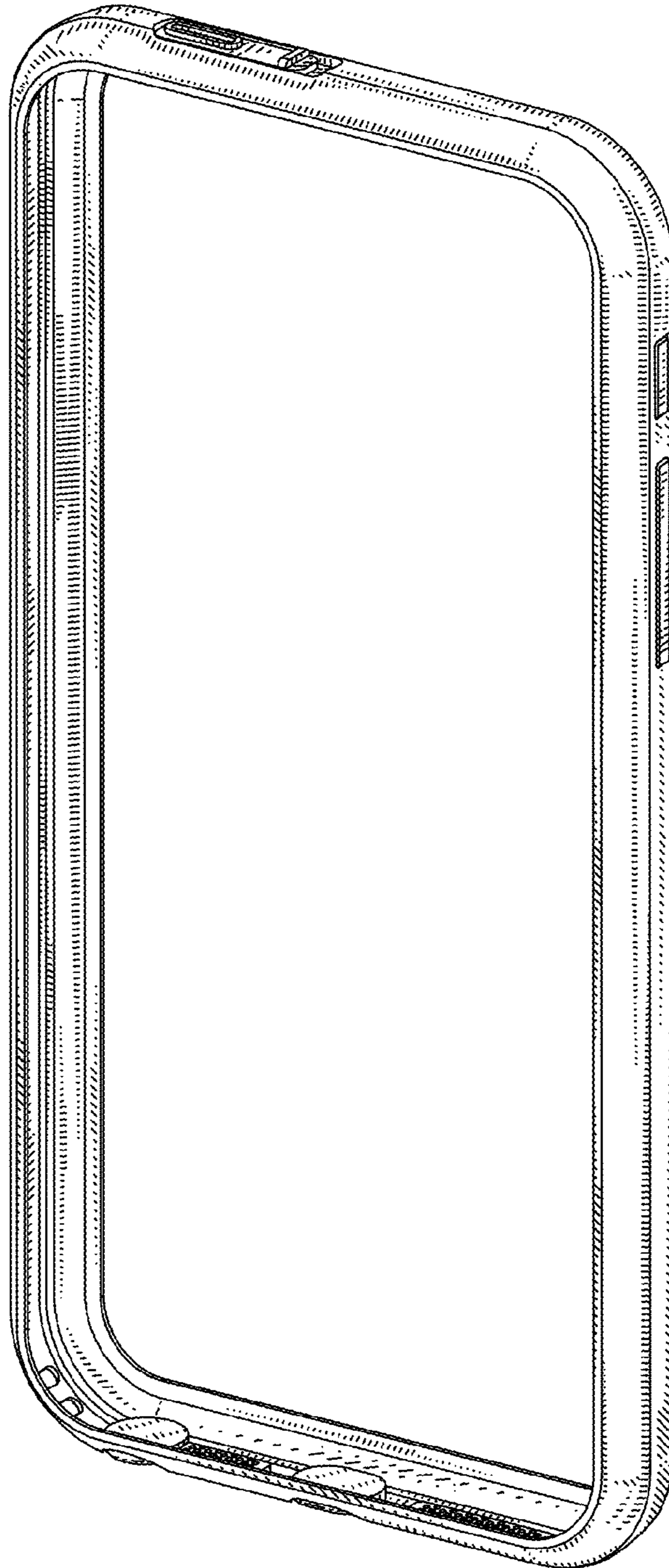


FIG. 8