



US00D714270S

(12) **United States Design Patent**  
**Lee et al.**

(10) **Patent No.:** **US D714,270 S**  
(45) **Date of Patent:** **\*\* Sep. 30, 2014**

(54) **MOBILE PHONE**

(71) Applicant: **Samsung Display Co., Ltd.**, Yongin (KR)

(72) Inventors: **Woo-Jong Lee**, Yongin (KR); **Hae-Kang Lee**, Yongin (KR); **Sang-Wan Shin**, Yongin (KR); **Youngseok Kim**, Yongin (KR); **Yong-Joon Lee**, Yongin (KR)

(73) Assignee: **Samsung Display Co., Ltd.**, Yongin-si (KR)

(\*\*) Term: **14 Years**

(21) Appl. No.: **29/446,258**

(22) Filed: **Feb. 21, 2013**

(30) **Foreign Application Priority Data**

Nov. 9, 2012 (KR) ..... 30-2012-0053720

(51) **LOC (10) Cl.** ..... **14-03**

(52) **U.S. Cl.**  
USPC ..... **D14/248**

(58) **Field of Classification Search**

USPC ..... D14/138 AD, 138 C, 138 G, 203.7, 230, D14/238.1, 240, 247, 248, 250, 253, 341, D14/346, 356, 439, 440, 447, 496; D13/103, 107, 108, 119; D3/201, 218, D3/247, 269, 273, 301, 303; 206/305, 320; 361/679.56, 679.3, 816; 455/575.1, 455/575.8; D6/332; D16/241; 348/143; 349/58

See application file for complete search history.

(56) **References Cited**

U.S. PATENT DOCUMENTS

D383,795 S	9/1997	Rinicella et al.	
D389,194 S	1/1998	Rinicella et al.	
D435,270 S *	12/2000	Healy .....	D20/10
D448,579 S *	10/2001	Prade .....	D6/314
D523,425 S *	6/2006	Ye et al. ....	D14/248
D534,014 S *	12/2006	Mendini .....	D6/468
7,441,357 B2 *	10/2008	Steer .....	40/603
D601,052 S *	9/2009	Friedli .....	D10/108
D624,896 S	10/2010	Park et al.	
D651,214 S *	12/2011	Yoo et al. ....	D14/448
D659,664 S *	5/2012	Park et al. ....	D14/138 AD
D667,412 S *	9/2012	Wang et al. ....	D14/439
D673,203 S *	12/2012	Jacques .....	D16/241
D700,595 S *	3/2014	Hong et al. ....	D14/248
D703,213 S *	4/2014	Gifford et al. ....	D14/447
2013/0321740 A1 *	12/2013	An et al. ....	349/58

\* cited by examiner

*Primary Examiner* — Thomas Johannes

*Assistant Examiner* — Chelsea Sealey

(74) *Attorney, Agent, or Firm* — Christie, Parker & Hale, LLP

(57) **CLAIM**

The ornamental design for a mobile phone, as shown and described.

**DESCRIPTION**

FIG. 1 is a front perspective view of a mobile phone showing our new design;  
FIG. 2 is a front view thereof;  
FIG. 3 is a rear view thereof;  
FIG. 4 is a left side view thereof;  
FIG. 5 is a right side view thereof;  
FIG. 6 is a top view thereof; and,  
FIG. 7 is a bottom view thereof.  
The broken lines indicate unclaimed portions of the article that form no part of the claimed design.

**1 Claim, 5 Drawing Sheets**

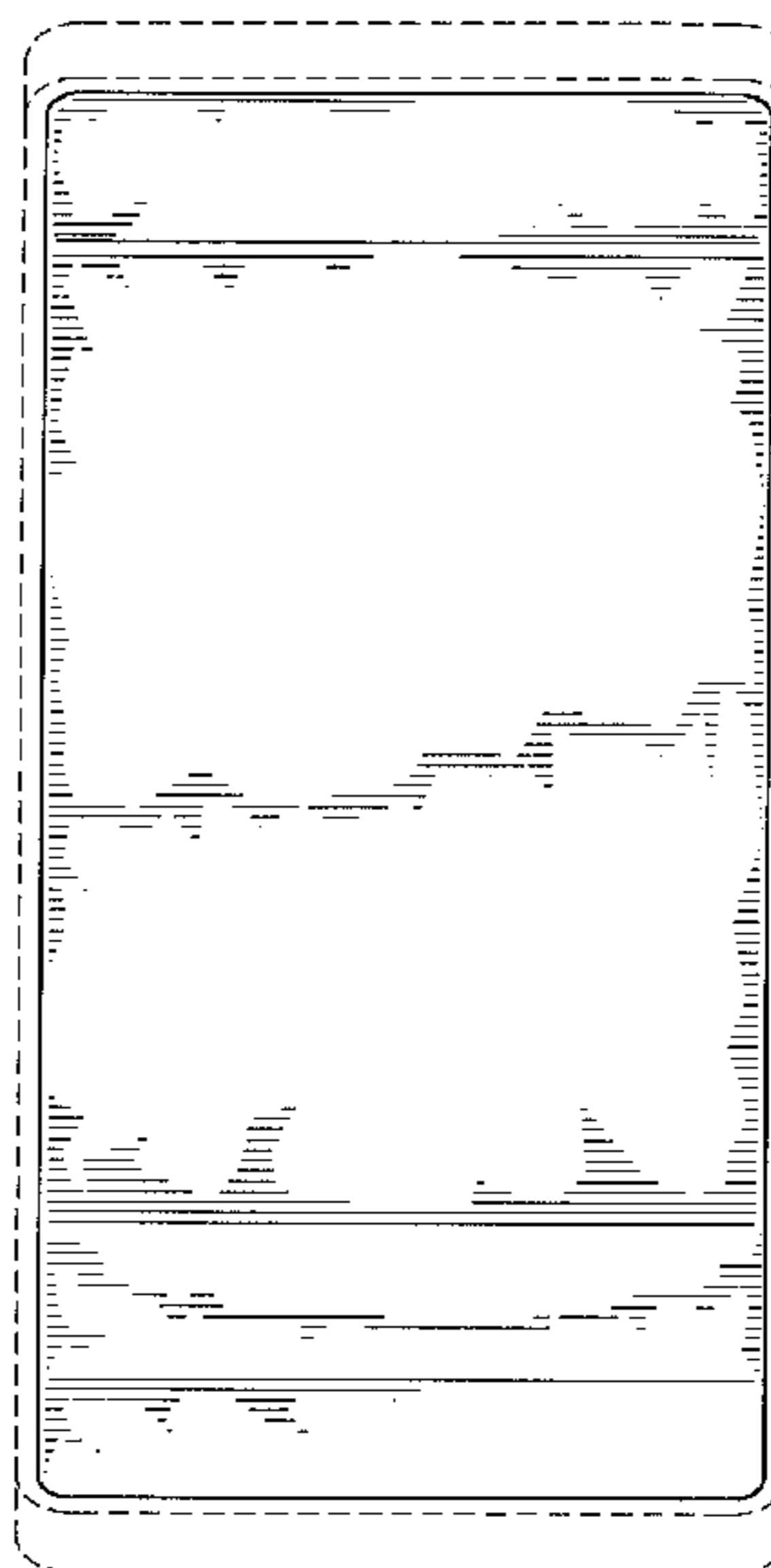
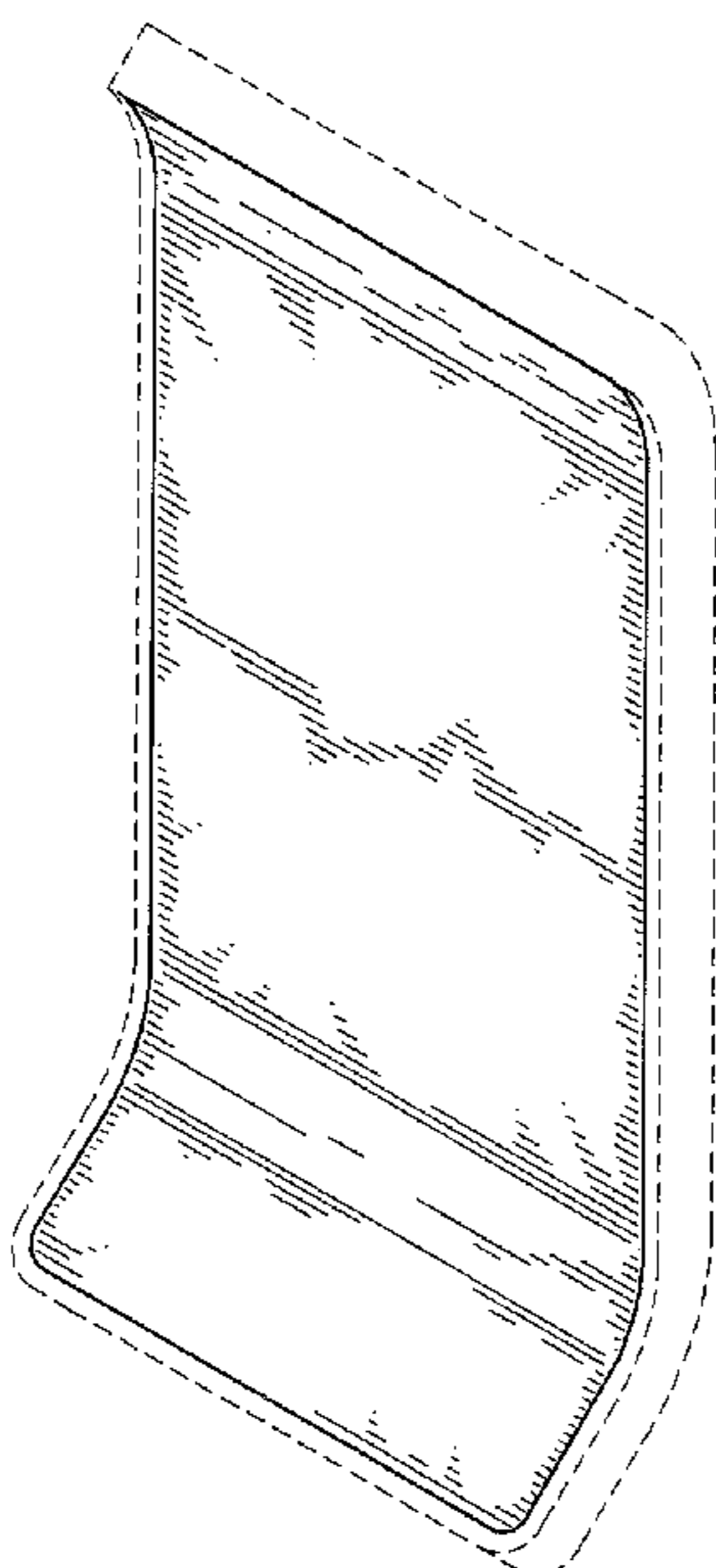


FIG. 1

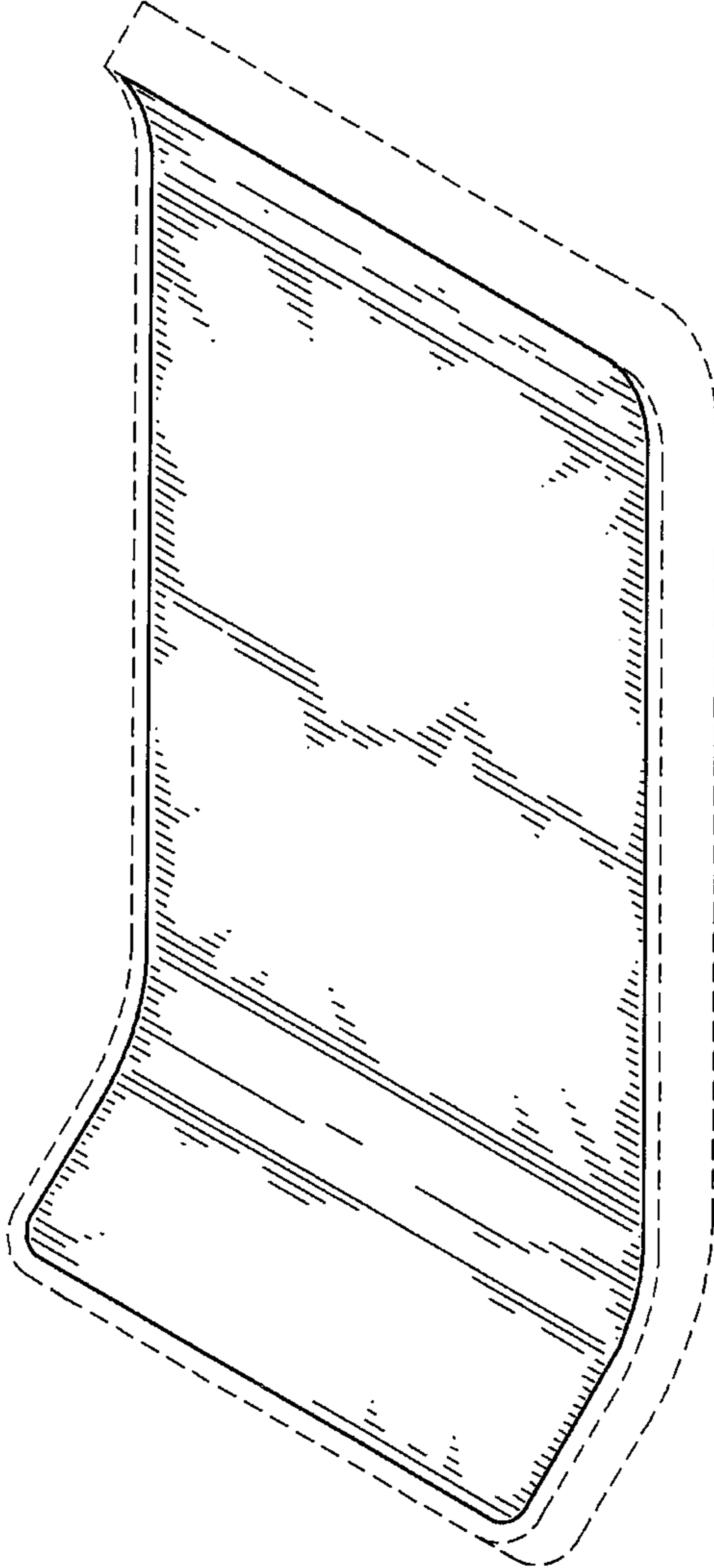


FIG. 2

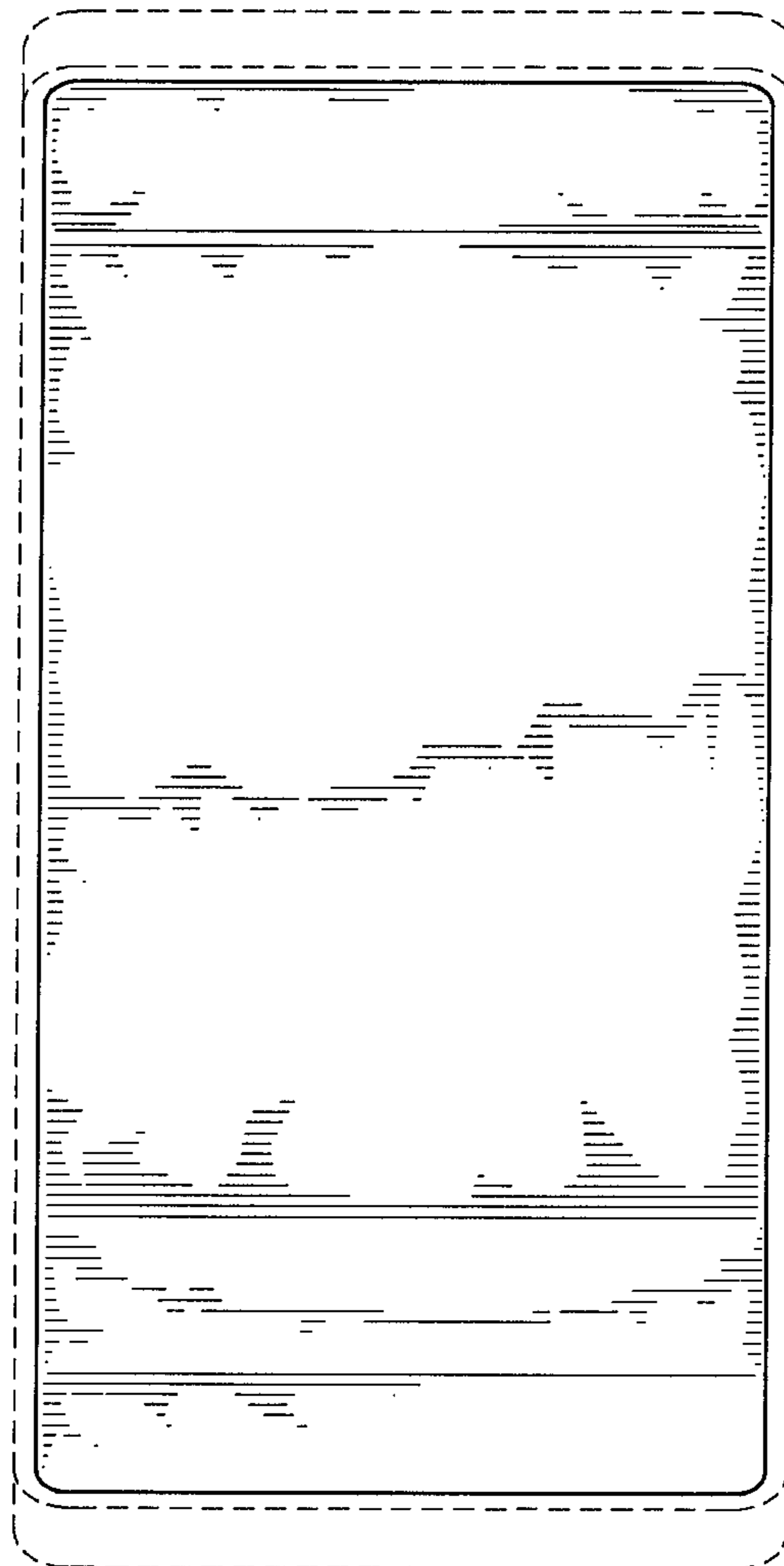


FIG. 3




FIG. 4




FIG. 5




FIG. 6




FIG. 7

