



US00D714250S

(12) **United States Design Patent**
Shimek et al.

(10) **Patent No.:** **US D714,250 S**

(45) **Date of Patent:** **** Sep. 30, 2014**

(54) **TELECONFERENCING DEVICE**

(71) Applicant: **Logitech Europe S.A.**, Morges (CH)

(72) Inventors: **Carrie Labunski Shimek**, Austin, TX (US); **Kevin Patrick Kellar**, Austin, TX (US); **Kevin M. Bailey**, Austin, TX (US)

(73) Assignee: **Logitech Europe S.A.**, Morges (CH)

(**) Term: **14 Years**

(21) Appl. No.: **29/433,689**

(22) Filed: **Oct. 3, 2012**

(51) **LOC (10) Cl.** **14-03**

(52) **U.S. Cl.**

USPC **D14/140.3**

(58) **Field of Classification Search**

USPC D14/130, 140, 140.3, 142, 150, 125,
D14/133, 240, 242, 358, 374, 435.1;
D13/133; 379/158, 220.01; 439/528

See application file for complete search history.

(56) **References Cited**

U.S. PATENT DOCUMENTS

D380,199 S * 6/1997 Beruscha et al. D13/184
D471,183 S * 3/2003 Wang et al. D14/242
D471,541 S * 3/2003 Tomino et al. D14/240

D590,395 S * 4/2009 Heggland D14/363
D594,474 S * 6/2009 Hansen et al. D14/497
D611,462 S * 3/2010 McGuire D14/240
D620,900 S * 8/2010 Harden et al. D14/125
2011/0110023 A1* 5/2011 Rylski et al. 361/679.01

* cited by examiner

Primary Examiner — Thomas Johannes

Assistant Examiner — Holly E Thurman

(74) *Attorney, Agent, or Firm* — Meyertons Hood Kivlin
Kowert & Goetzel, P.C.; Jeffrey C. Hood; Mark S. Williams

(57) **CLAIM**

The ornamental design for a teleconferencing device, as shown and described.

DESCRIPTION

FIG. 1 is a front-left-top perspective view thereof;

FIG. 2 is a front view thereof;

FIG. 3 is a back view thereof.

FIG. 4 is a top view thereof;

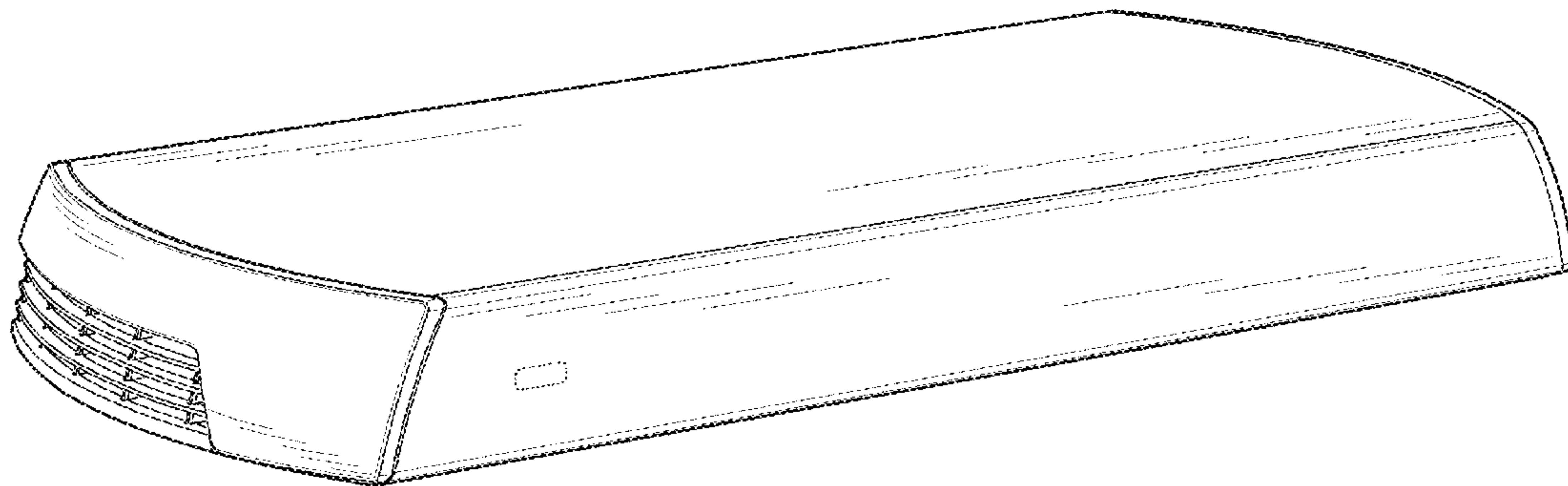
FIG. 5 is a bottom view thereof;

FIG. 6 is a right view thereof; and,

FIG. 7 is a left view thereof.

In these drawings, the solid lines illustrate the claimed ornamental design, whereas the broken lines illustrate environmental features that form no part of the claimed ornamental design.

1 Claim, 5 Drawing Sheets



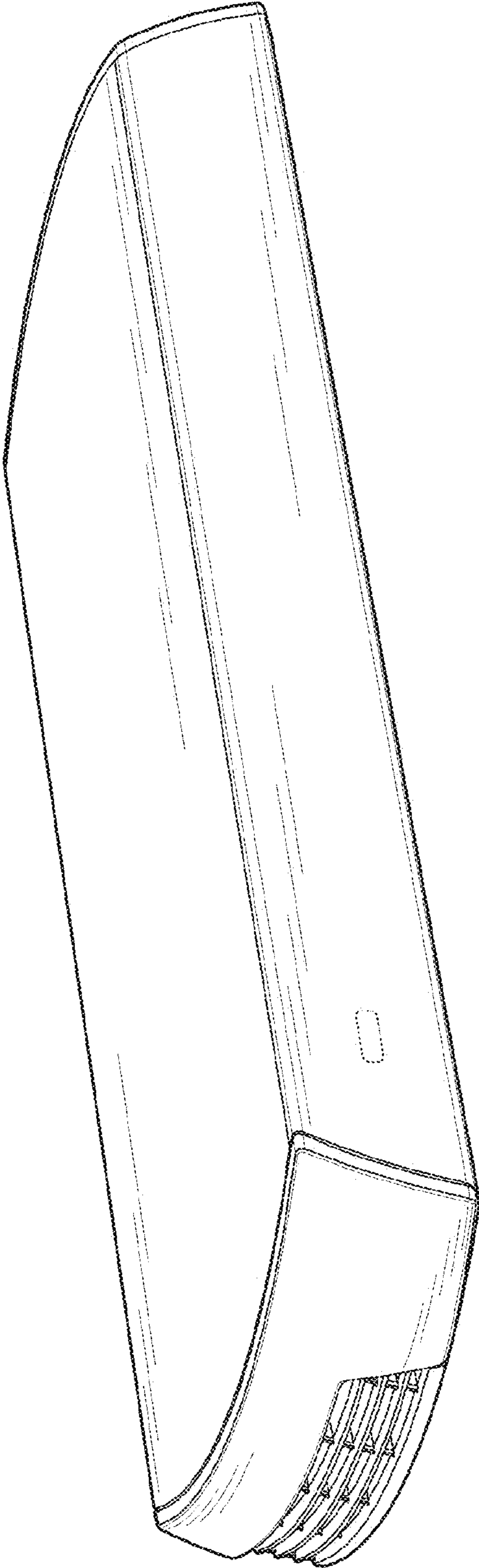


FIG. 1




FIG. 2

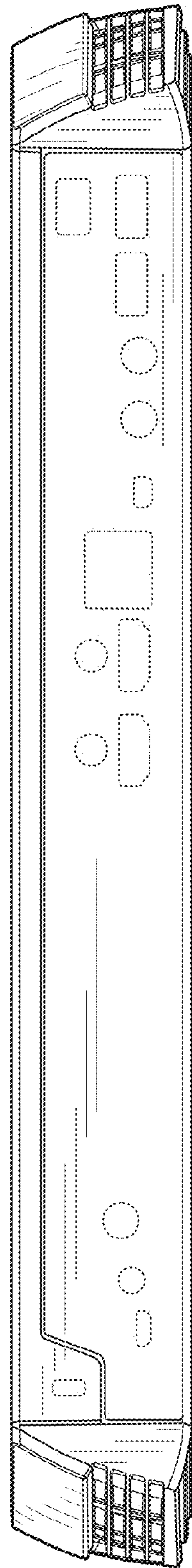


FIG. 3




FIG. 4




FIG. 5

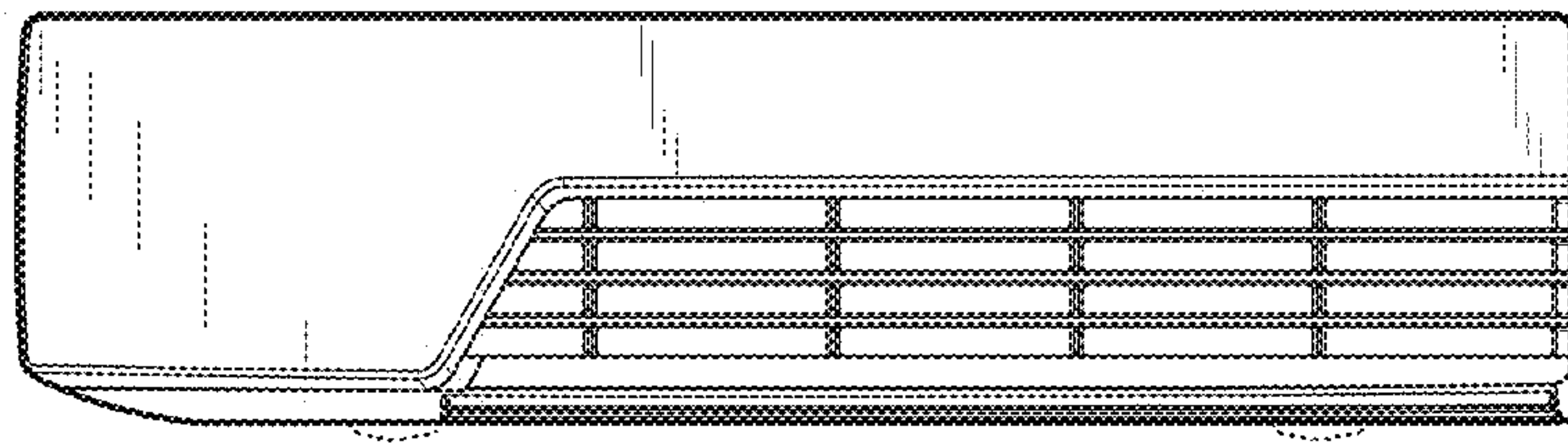


FIG. 6

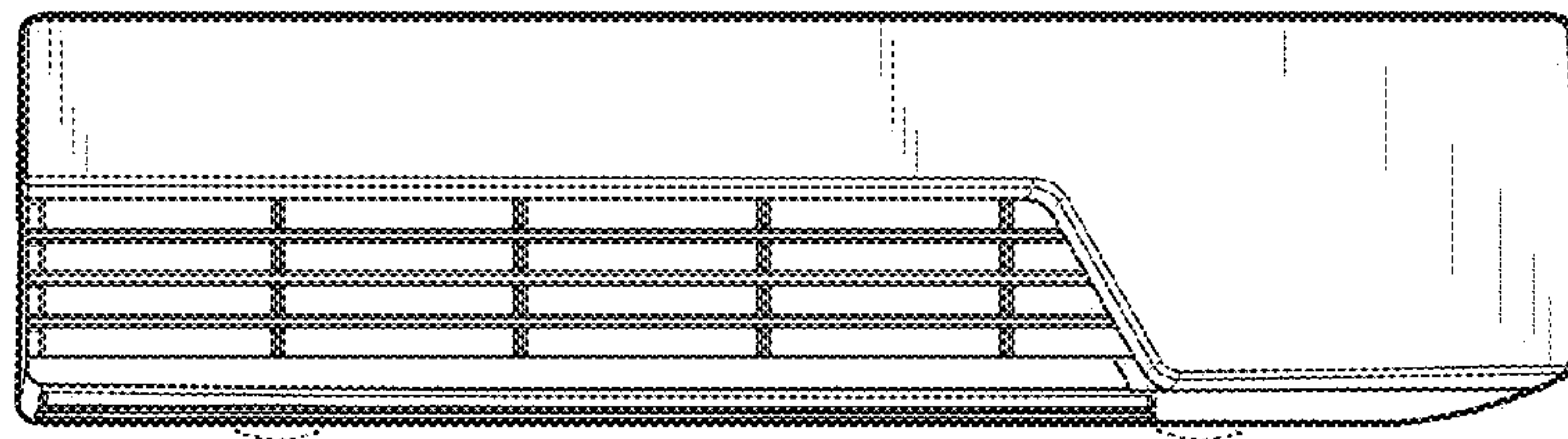


FIG. 7